
THE ONE

2015



■ La luz, un poderoso elemento para generar emociones y sensaciones. Sin luz no hay arquitectura

■ The light, a powerful element to generate feelings and emotions. There is no architecture without light.

■ La lumière est un puissant élément source d'émotions et de sensations. Sans lumière il n'y a pas d'architecture

■ Licht ist bei der Erzeugung von Emotionen und Eindrücken ein wichtiger Verbündeter. Ohne Licht es gibt keine Architektur

**LIGHT IS A
POWERFUL ELEMENT
TO GENERATE
EMOTIONS AND
FEELINGS**

**“THERE IS NO
ARCHITECTURE
WITHOUT LIGHT”**

■ La luce, un efficace elemento per generare emozioni e sensazioni. Senza luce non esiste architettura

■ A luz, um poderoso elemento para despertar emoções e sensações. Sem luz, não existe arquitetura

■ Свет - могущественная стихия, пробуждающая эмоции и ощущения. Без света нет архитектуры

■ Światło to silny element wywołujący emocje i uczucia. Architektura nie istnieje bez światła.




EXPERTISE

KNOW-HOW


IN-HOUSE DESIGN & ENGINEERING & TESTING & MANUFACTURING



MÁS INFORMACIÓN EN
MORE INFORMATION AT
PLUS D'INFO SUR
WEITERE INFORMATION AUF
ULTERIORI INFORMAZIONI SU
MAIS INFORMAÇÕES EM
БОЛЕЕ ПОДРОБНАЯ ИНФОРМАЦИЯ НА
WIĘCEJ INFORMACJI NA



HIGH PERFORMANCE



CERTIFICACIONES | CERTIFICATIONS | CERTIFICATIONS | ZERTIFIZIERUNGEN | CERTIFICAZIONI | CERTIFICAÇÕES | СЕРТИФИКАЦИИ | CERTYFIKATY



- Posibilidad de extensión de garantía.
- Option to extend the guarantee.
- Possibilit  d'extension de garantie.
- M glichkeit zur Verl ngerung der Garantie.
- Possibilit  di estensione della garanzia.
- Possibilidade de extens o de garantia.
- Возможность продления гарантийного срока.
- Możliwość przedłużenia gwarancji.

- Sistema de gesti n de la calidad y gesti n ambiental.
- Quality management system and environmental management.
- Syst me de gestion de la qualit  et de gestion environnementale.
- Qualit ts- und Umweltmanagementsystem.
- Sistema di gestione della qualit  e di gestione ambientale.
- Sistema de gest o de qualidade e gest o ambiental.
- Система управления качеством и охраны окружающей среды.
- System zarz dzania jakością i zarz dzania środowiskowego.

FAST DELIVERY



- 95% de los pedidos expedidos en menos de 48 horas.
 - 95% of orders dispatched in less than 48 hours.
 - 95% des commandes expédiées en moins de 48 heures.
 - 95% der Bestellungen werden innerhalb von 48 Stunden abgeschickt.
 - 95% degli ordini spediti in meno di 48 ore.
 - 95% dos pedidos expedidos em menos de 48 horas.
 - 95% заказов доставляется менее, чем за 48 часов.
 - 95% zamówień wysłanych w mniej niż 48 godz.
-

COLOUR CONTROL

Conscientes de la importancia que adquiere la tonalidad de color en los led, LEDS-C4 ha desarrollado un estricto procedimiento de control en sus luminarias para asegurar que la tonalidad se mantenga constante para cada temperatura de color.

- Unificación de las temperaturas de color por cada tonalidad.
- Segmentación estricta de los bins y steps MacAdam.
- Selección de fabricantes de led con garantías de producto e innovación.

Alle Leuchten von LEDS-C4, die mit LEDs bestückt sind, durchlaufen eine strenge Qualitätskontrolle, um sicherzustellen, dass der Farbton bei allen Farbtemperaturen unverändert bleibt.

- Vereinheitlichung der Farbtemperaturen der verschiedenen Farbtöne.
- Akkurate Segmentierung von Bins und Steps MacAdam.
- Auswahl von LED-Herstellern, die Qualität und Innovation garantieren.

Сознавая важность оттенка цвета светодиодов, LEDS-C4 разработала строгую процедуру контроля светильников для обеспечения постоянного цвета для каждой отдельно взятой цветовой температуры.

- Унификация цветových температур для каждого оттенка.
- Лаборатория точной сегментации типов и шагов МакАдама.
- Выбор производителей светодиодов, дающих гарантии надежности и современности продукта.

Conscious of the importance of colour tone in LEDs, LEDS-C4 has developed a strict review procedure for its luminaires in order to ensure that the tone remains constant for each colour temperature.

- Unification of colour temperatures for each tone.
- Accurate segmentation of MacAdam bins and steps.
- Selection of LED manufacturers providing product guarantee and innovation.

Consapevole di quanto sia importante la variabile colore nei led, LEDS-C4 applica una rigida procedura di controllo tale da garantirne l'invariabilità.

- Unificazione delle temperature di colore per ciascuna tonalità.
- Segmentazione accurata dei bin e degli step MacAdam.
- Selezione dei produttori di led con garanzie di prodotto e innovazione.

Świadomi znaczenia jakiego nabiera tonacja koloru w diodach, LEDS-C4 opracowała rygorystyczną procedurę kontrolującą jej oprawy oświetleniowe w celu zagwarantowania, że tonacja będzie utrzymana niezmienna dla każdej temperatury koloru.

- Ujednolicenie temperatur koloru dla każdej tonacji.
- Staranny podział binów i stopni MacAdam.
- Dobór producentów diod gwarantujących produkt i jego innowacyjność.

Conscients de l'importance qu'acquiert la tonalité de couleur dans les LED, la société LEDS-C4 a mis au point une procédure de contrôle rigoureuse dans ses luminaires en vue d'assurer le maintien d'une tonalité constante pour chaque température de couleur.


- Unification des températures de couleur pour chaque tonalité.
- Segmentation précise des bins et des steps MacAdam.
- Sélection de fabricants de LED qui offrent des garanties en termes de produit et d'innovation.

Cientes da importância da tonalidade de cor nos LED, a LEDS-C4 desenvolveu um estrito procedimento de controlo das suas luminárias para assegurar que a tonalidade se mantém constante para cada temperatura de cor.

- Unificação das temperaturas de cor por cada tonalidade.
- Segmentação cuidada dos bins e steps MacAdam.
- Seleção de fabricantes de LED com garantias de produto e inovação.

COLOUR TEMPERATURE

WARM WHITE 2700° - 3000° K



NATURAL WHITE 4000° K



COLD WHITE 6000° K



- Distintas temperaturas de color: diferentes ambientes.
- Different colour temperatures: different ambiances.
- Températures de couleur différentes selon les ambiances.
- Verschiedene farbttemperaturen: verschiedene lichtambiente.
- Diverse temperature di colore: diverse atmosfere.
- Distintas temperaturas de cor em função de cada ambiente.
- Разная цветовая температура: различная обстановка.
- Różne temperatury kolorów - różne atmosfery.



INTEGRAL LIGHTING EXPERIENCE



CROWNE
PLAZA HOTEL

LIÈGE
BELGIUM



DIALUX

CONSULTORÍA DE ILUMINACIÓN
LIGHTING CONSULTANCY
LE CONSEIL EN ILLUMINATION
CONSULENZA DI ILLUMINAZIONE
LICHTPLANUNG UND BELEUCHTUNGSBERATUNG
CONSULTADORIA EM ILUMINAÇÃO
КОНСУЛЬТАЦІЯ ПО ОСВЕЩЕНІЮ
DORADZTWO OŚWIETLENIOWE

BESPOKE SOLUTIONS CUSTOM MADE



DESIGN BY MERCÈ BORELL

■ Capacidad para desarrollar a medida cualquier solución requerida.

■ Kapazität zur Entwicklung aller benötigten technischen Lösungen.

■ Возможность разработки абсолютно индивидуального решения для любых потребностей.

■ Ability to develop any bespoke solution required.

■ Capacità di sviluppare su misura qualsiasi soluzione richiesta.

■ Zdolność opracowania rozwiązania na miarę każdej potrzeby.

■ Capacité à développer n'importe quelle solution requise sur mesure.

■ Capacidade para desenvolver qualquer solução necessária à medida.

HOSPITALITY
OUTDOOR
RETAIL
RESIDENTIAL
URBAN
COMMERCIAL
ARCHITECTURAL




OUR PRODUCTS

TECHNICAL
DECORATIVE
OUTDOOR
EMOTIONAL


TECHNICAL

 48-79
**SPOTLIGHTS
AND TRACKS**
PROYECTORES Y CARRILES
PROJECTEURS ET RAILS
STRAHLER UND SCHIENEN
PROIETTORI E BINARI
PROJETORES E CALHAS
ПРОЖЕКТОРЫ И ШИНОПРОВОДЫ
PROJEKTORY I SZYNY

 154-169
**LINEAL LIGHT
SYSTEMS**
SISTEMAS LINEALES DE ILUMINACIÓN
SYSTÈMES D'ÉCLAIRAGE LINEAIRES
LINEARE BELEUCHTUNGSSYSTEME
SISTEMI LINEARI D'ILLUMINAZIONE
SISTEMAS LINEARES DE ILUMINAÇÃO
ЛИНЕЙНЫЕ СИСТЕМЫ ОСВЕЩЕНИЯ
LINIOWE SYSTEMY OŚWIETLENIOWE

 180-193
SIGNAL
SEÑALIZACIÓN
SIGNALISATION
SIGNALISIERUNG
SEGNALETICA
SINALIZAÇÃO
МАРКЕРНАЯ ПОДСВЕТКА
SYGNALIZACJA


 80-153
DOWNLIGHTS
DOWNLIGHTS
DOWNLIGHTS
DOWNLIGHTS
DOWNLIGHTS
DOWNLIGHTS
ПОТОЛОЧНЫЕ
OPRAWY TYPU DOWNLIGHT

 170-179
SUSPENDED
SUSPENDIDOS
SUSPENSIONS
HÄNGELEUCHTEN
SOSPENSIONI
SUSPENSÕES
ПОДВЕСНЫЕ
ZWIESZANE

 194-205
LED STRIPS
TIRAS LED
BANDEAUX À LED
LED-BÄNDER
STRISCHE LED
FITAS LED
СВЕТОДИОДНЫЕ ЛЕНТЫ
PASKI LED

DECORATIVE

by LA CREU

 208-263
FAMILIES
FAMILIAS
FAMILLES
FAMILIEN
FAMIGLIE
FAMILÍAS
СЕРИИ
RODZINY

 304-363
**WALL &
CEILING**
PAREDES Y TECHOS
MUR ET PLAFOND
WAND UND DECKE
PARETE E SOFFITTO
PAREDE E TECTO
НАСТЕННЫЕ И ПОТОЛОЧНЫЕ
KINKIETY I SUFITOWE

 386-421
BATH
BAÑO
SALLE DE BAINS
BAD
BAGNO
CASA DE BANHO
ДЛЯ ВАННЫХ КОМНАТ
ŁAZIENKOWE

 422-463
**CEILING
FANS**
VENTILADORES
VENTILATEURS DE PLAFOND
DECKENVENTILATOREN
VENTILATORI DA SOFFITTO
VENTILADORES DE TECTO
ВЕНТИЛЯТОРЫ
WENTYLATORY SUFITOWE

 266-303
DRESS UP

 364-385
**DESK
& FLOOR**
SOBREMESAS Y PIES
BUREAU ET SOL
TISCH UND STEH
SCRIVANIA E PAVIMENTO
ESCRITÓRIOS E CHÃO
НАСТОЛЬНЫЕ ЛАМПЫ И
ТОРШЕРЫ
BIURKOWE I STOJĄCE

OUTDOOR



466-527 URBAN LIGHTING

ILUMINACIÓN URBANA
ÉCLAIRAGE URBAIN
STRASSENLEUCHTEN
ILLUMINAZIONE URBANA
ILUMINAÇÃO PÚBLICA
ГОРОДСКОЕ ОСВЕЩЕНИЕ
OSWIETLENIE MIEJSKIE



530-545 SPOTLIGHTS

PROYECTORES
PROJECTEURS ET SPOTS
STRAHLER
PROIETTORI
PROJECTORES
ПРОЖЕКТОРНЫЕ СВЕТИЛЬНИКИ
REFLEKTOR



546-553 WALL WASHERS

BAÑADORES DE PARED
LÉCHE-MURS
STRAHLER
WALL WASHERS
WALL WASHERS
СВЕТИЛЬНИКИ ДЛЯ ПОДСВЕТКИ
СТЕН
WALL WASHER



554-601 WALL FIXTURES

APLIQUES
APPLIQUES
WANDLEUCHTEN
APPLIQUE
APLIQUES
НАСТЕННЫЕ
KINKIETY



602-615 CEILING

TECHO
PLAFONNIERS
DECKENLEUCHTEN
PLAFONIERE
ТЕСТО
ПОТОЛОЧНЫЕ
SUFITOWE



616-645 BOLLARDS

BALIZAS
BALISES
POLLERLEUCHTEN
FARI
PIMENTEIROS
НАЗЕМНЫЕ СТОЛБЫ
SŁUPKI



646-653 STREET LIGHTS

FAROLAS
RÉVERBÈRES
MASTLEUCHTEN
LAMPIONI
POSTES DE ILUMINAÇÃO
ФОНАРИ
LAMPY ULICZNE



654-687 RECESSED

EMPOTRADOS
ENCASTRÉS
EINBAULEUCHTEN
INCASSI
ENCASTRÁVEIS
ВСТРАИВАЕМЫЕ
WPUSZCZANE



688-693 WATERPROOF

SUMERGIBLES
SUBMERSIBLES
VERSENKBARE LEUCHTEN
LUCI SOMMERGIBILI
SUBMERSÍVEIS
ПОГРУЖАЕМЫЕ В ВОДУ
ZANURZALNE



694-705 CHILL-OUT

CHILLOUT
CHILLOUT
CHILLOUT-BELEUCHTUNG
CHILLOUT
CHILLOUT
CHILLOUT
ДЛЯ ЗОНЫ ОТДЫХА
CHILLOUT



706-725 CLASSIC

CLÁSICO
CLASSIQUE
KLASSISCH
CLASSICO
CLÁSSICO
КЛАССИЧЕСКИЙ
KLASYCZNY

726-766

EMOTIONAL



756-757 DOTS

PUNTOS
POINTS LUMINEUX
PUNKTE
PUNTI
PONTOS
ТОЧКИ
PUNKTY



760 OUTDOOR DISPLAY

PANTALLA EXTERIOR
ÉCRAN D'EXTÉRIEUR
AUSSEN DISPLAY
SCHERMO ESTERNO
ECRÁ EXTERIOR
ЭКРАНЫ ДЛЯ УЛИЧНОГО ПРИМЕНЕНИЯ
EKAN ZEWNETRZNY



762-763 INDOOR DISPLAY

PANTALLA INTERIOR
ÉCRAN D'INTÉRIEUR
INNEN DISPLAY
SCHERMO INTERNO
ECRÁ DE INTERIOR
ЭКРАНЫ ДЛЯ ИНТЕРЬЕРА ПОМЕЩЕНИЙ
EKAN WEWNĘTRZNY



758-759 FLEXIBLE CURTAINS

CORTINAS FLEXIBLES
RIDEAUX FLEXIBLES
FLEXIBLE VORHÄNGE
TENDE FLESSIBILI
CORTINAS FLEXÍVEIS
ГИБКИЕ ЗАНАВЕСЫ
ELASTYCZNE ZASŁONY



761 OUTDOOR TUBES

TUBOS EXTERIOR
TUBES D'EXTÉRIEUR
AUSSEN RÖHREN
TUBI ESTERNI
TUBOS DE EXTERIOR
СВЕТОДИОДНЫЕ ТРУБКИ ДЛЯ УЛИЧНОГО
ПРИМЕНЕНИЯ
TUBY ZEWNETRZNE



764-765 LED FLOOR

SUELO LED
SOL LED
LED BODENEINBAU
PAVIMENTO LED
LED DE CHÃO
СВЕТОДИОДНЫЙ ПОЛ
PODŁOGA LED

767-799



767-772 LAMPS

LÁMPARAS | LAMPES | LEUCHTMITTEL | LAMPADINE | LÂMPADAS | ЛАМПЫ | ZARÓWKI



773-799 ELECTRICAL UNITS / ACCESSORIES

UNIDADES ELÉCTRICAS / ACCESORIOS | PLATINES ÉLECTRIQUES / ACCESSOIRES | NETZTEILE / ZUBEHÖRE | UNITÁ ELETTRICHE / ACCESSORI
UNIDADES ELÉTRICAS / ACESSÓRIOS | ЭЛЕКТРООБОРУДОВАНИЕ / АКЦЕССУАРЫ | CZĘŚCI ELEKTRYCZNE / AKCESORIA

TECHNICAL

PROYECTORES Y CARRILES | SPOTLIGHTS AND TRACKS | PROJECTEURS ET RAILS | STRAHLER UND SCHIENEN | PROIETTORI E BINARI | PROJETORES E CALHAS | ПРОЖЕКТОРЫ И ШИНОПРОВОДЫ | ПРОЈЕКТОРЫ I SZYNY



ROUND DOWNLIGHTS | DOWNLIGHTS REDONDOS | DOWNLIGHTS ROUNDS | RUNDE DOWNLIGHTS | DOWNLIGHTS ROTONDI | DOWNLIGHTS REDONDOS | КРУГЛЫЕ ВСТРАИВАЕМЫЕ СВЕТИЛЬНИКИ | OKRĘGŁE OPRAWY TYPU DOWNLIGHT





SQUARE DOWNLIGHTS | DOWNLIGHTS CUADRADOS | DOWNLIGHTS CARRÉS | ECKIGE DOWNLIGHTS | DOWNLIGHTS QUADRATI
 | DOWNLIGHTS QUADRADOS | КВАДРАТНЫЕ ВСТРАИВАЕМЫЕ СВЕТИЛЬНИКИ | KWADRATOWE OPRAWY TYPU DOWNLIGHT



NEW LED

BACKLIGHT 144



BACO 150



LED

DELTA COB 114



EIS 90



LED

EQUAL S 122



LED

ECOFIT 140




LED

FIT 140



FÓRMULA 91



GES 96



MINI 92



MINI EVOLUTION 91



NEW LED

MINI PLAY 110



MULTIDIR 136



MULTIDIR EVO S 128



MULTIDIR EVO L 128



PAT 86



NEW LED

PLAY 106



LED


VISION 112




ZOE 91

TECHNICAL

LINEAL LIGHTING SYSTEMS | SISTEMAS LINEALES DE ILUMINACIÓN | SYSTÈMES D'ÉCLAIRAGE LINÉAIRES | LINEARE BELEUCHTUNGSSYSTEME | SISTEMI LINEARI D'ILLUMINAZIONE | SISTEMAS LINEARES DE ILUMINAÇÃO | ЛИНЕЙНЫЕ СИСТЕМЫ ОСВЕЩЕНИЯ | LINIOWE SYSTEMY OŚWIETLENIOWE



SUSPENDIDOS | SUSPENDED | SUSPENSIONS | HÄNGELEUCHTEN | SOSPENSIONI | SUSPENSÕES | ПОДВЕСНЫЕ | ZWIE SZANE





SEÑALIZACIÓN | SIGNAL | SIGNALISATION | SIGNALISIERUNG | SEGNALETICA | SINALIZAÇÃO |
 МАРКЕРНАЯ ПОДСВЕТКА | SYGNALIZACJA



BIT 185



DISK 186



DOT 185



LEO 184



LEO 182



OXY 183



SECRET 190



SIGN 192



STEP 188



TIRAS LED | LED STRIPS | BANDEAUX À LED | LED-BÄNDER | STRISCHE LED | FITAS LED |
 СВЕТОДИОДНЫЕ ЛЕНТЫ | PASKI LED



FACADE 203



ION 196



ON 197



ON ECO 199



ON IP ECO 198



ON HP 200



ON HP IP 200



ON SP 201



ON SP IP 201



ZENIT 202



LINEAL 205

DECORATIVE

COLGANTES | PENDANTS | SUSPENSIONS | PENDELLEUCHTEN | PENDENTI | PENDENTS |
ПОДВЕСНЫЕ СВЕТИЛЬНИКИ | LAMPY WISZĄCE



ALSACIA 262




BELL 220 - 221



BOL 258 - 259



BRAVO 208 - 209



CURL 212 - 213



CURL 214 - 215



BUCKET 236 - 237



CUMBIA 230



DREAM 226 - 227



DROPP 224



FLORENCIA 260 - 261



FUNK 240 - 241



KHOI 222 - 223



MAGMA 252 - 253



MECANO 250 - 251



NEO 238 - 239



NIMES 225



PIPE 234 - 235



ROAD 216 - 217



ROCKET 231 - 233



SPICA 265



SVEN 218 - 219



TRAMA 228 - 229



UP & DOWN 257



VINTAGE 242 - 247



VIRGINIA 254



PLAFONES | CEILING FIXTURES | PLAFONIERI | DECKENLEUCHTEN | PLAFONIERE | PLAFONES |
 ПОТОЛОЧНЫЕ СВЕТИЛЬНИКИ | PLAFONIERY



ALPEN 360 - 361



ALSACIA 262



AUDREY 363



NEW LED

BOL 258 - 259



BOB 410 - 411



LED

CLIP 362



DEC 408



FLORENCIA 260 - 261



FLOW 406 - 407



PARMA 409



NEW

PIPE 234 - 235



PRISMA 356 - 357



RAS 358 - 359



ROUND 362



LED

SATURN 322 - 323



NEW LED

STRATA 320 - 321



SUNNY 344



LED

TOLEDO 354 - 355



TRAMA 228 - 229



WOOD 350 - 351



NEW LED

WOW 352 - 353

DECORATIVE

APLIQUES | WALL FIXTURES | APPLIQUES | WANDLEUCHTEN | LAMPADA DA PARETE | APLIQUES
 | НАСТЕННЫЕ СВЕТИЛЬНИКИ | LAMPY ŚCIENNE



ALSACIA 262 - 263

ALU 345

BRAVO 210 - 211

BED 311

BOOK 310

BREMEN 338



CURL 212 - 213

DIDO 304

ESTAK 305

FLEX 315

FUNK 314



GES 334 - 335

GLASS 343

HALF 339

IVY 307

JET 325



JET 328 - 329

KUB 324

LIA 336

LIA 326 - 327

LLIT 308 - 309

LUGO 342



MAKE UP 390


NEMESIS 337

NIZA 341

NOK 347

ON-OFF 306

OVAL 330 - 331



PIPE 234 - 235

PRACTIC 340

QUEEN 312 - 313

ROAD 216 - 217

ROOMIE 316 - 317



SATURN 322 - 323

SIENA 319

SIENA LED 318

SKATE 332 - 333

STRATA 320 - 321



SUNNY 344

TRINITY 348 - 349

VESPA 346

VINTAGE 247

WALL 310

WOOD 350 - 351

PANTALLAS | SHADES | ABAT-JOUR | STOFFSCHIRME | PARALUME | ABAJUR | АБАЖУРА | АBAZURY



NEW LED

BALI 278 - 279

LED

BALMORAL 302 - 303

LED

BRISTOL 274 - 275

NEW LED

BUC 300 - 301

NEW LED

DELUXE 284 - 285

DOVER 282

FEI 294

GLOSS 272 - 273

LYON 292

MICHIGAN 290

LED

OXFORD 298

SPICA 264

LED

TORINO 280

TWIST 256

TYRA 299

LED

VIRGINIA 255


DECORATIVE

BAÑO | BATH | SALLE DE BAINS | BAD | BAGNO | CASA DE BANHO |
 ДЛЯ ВАННЫХ КОМНАТ | ŁAZIENKOWE

IP



BATH **400**



BELYSA **389**



BOB **410 - 411**



CONCEPT **388**



DEC **408**



DRESDE **396 - 397**



DRESDE EVO **398 - 399**



DRESDE ON **400**



FLOW **406 - 407**



GLANZ **418 - 419**



LORIENT **404 - 405**



ONDA **402 - 403**



ORION **401**



PARMA **409**



REFLEX **420 - 421**



SKARA **391**



TOILET **392 - 393**



TOILET Q **394 - 395**



VANITY **421**

EMPOTRABLES | DOWNLIGHTS | ENCASTRÉS | EINBAULEUCHTEN | ILLUMINAZIONE DA INCASSO | ENCASTRÁVEIS | ВСТРОЕННЫЕ ПОТОЛОЧНЫЕ | DOWNLIGHTY



EIS **412 - 413**



FÓRMULA **414 - 415**



SPLIT **416 - 417**

SOBREMESAS | TABLE LAMPS | LAMPES DE TABLE | TISCHLEUCHTEN | DA TAVOLO | CANDEEIROS DE MESA |
 НАСТОЛЬНЫЕ СВЕТИЛЬНИКИ | LAMPY STOŁOWE



ALSACIA 262



BRAVO 210 - 211



NEW

BRISTOL 276



NEW

DELUXE 286



DEVON 288



DOVER 283



LED

ELVA 370 - 371



FEI 294 - 295



FLEX 366 - 367



NEW

FUNK 364 - 365



LYON 292



MICHIGAN 290



MILAN 296



NEW

LED

NEXT 368 - 369



LED

QUEEN 372 - 373



SPICA 264



TORINO 280



TWIST 256



VIRGINIA 254 - 255

DECORATIVE

PIES DE SALÓN | FLOOR LAMPS | LAMPADAIRES | STEHLEUCHTEN | PIEDISTALLO DA SALONE | CANDEEIROS DE SALA |
ТОРШЕРЫ | LAMPY PODŁOGOWE

						
ABERDEEN 378	ALSACIA 262 - 263	BRAVO 210 - 211	BRISTOL 277	DELUXE 286 - 287	DEVON 288 - 289	CRETA 383
						
DOVER 283	ELVA 370 - 371	EXTEND 379	FEI 295	FUNK 364 - 365	JAZZ 376 - 377	LYON 293
						
MAGMA 380 - 381	MEMPHIS 384 - 385	MICHIGAN 291	MILAN 296 - 297	PING 382	QUEEN 372 - 373	
						
QUEEN 374 - 375	SPICA 265	TORINO 281	TWIST 256	VINTAGE 248 - 249	VINTAGE 248 - 249	VIRGINIA 254



CEILING FANS

VENTILADORES | VENTILATEURS | DE PLAFOND | DECKENVENTILATOREN |
VENTILATORI DA SOFFITTO | VENTILADORES DE TECTO | ВЕНТИЛЯТОРЫ | WENTYLATORY SUFITOWE



AUKENA 440 - 441



BAHIA 446 - 447



BELMONT 450 - 451



BORNEO 436 - 437




BOUVET 456



CEOS 432 - 433



DOMINICA 457



FORMENTERA 438 - 439



FUS 430 - 431



HAWAI 442 - 443



KLAR 434 - 435



MOGAN 460 - 461



PHUKET 452 - 453



RODAS 462 - 463



SAMAL 444 - 445



TIGA 426 - 429



TORONTO 454 - 455



TUPAI DC 458 - 459



VINTAGE 448 - 449

OUTDOOR



URBAN LIGHTING

ILUMINACIÓN URBANA | ÉCLAIRAGE URBAIN | URBANE BELEUCHTUNG | ILLUMINAZIONE URBANA | ILUMINAÇÃO PÚBLICA | ГОРОДСКОЕ ОСВЕЩЕНИЕ | OŚWIETLENIE MIEJSKIE



BOHEMIA
LED **499**
SOLAR **503**
HID **501-502**



CITIZEN
LED **487**
HID **489-491**



ELIPSE
LED **477**
SOLAR **477**
HID **479**



ESEÑCIAL
LED **473**
SOLAR **473**



GAVINA
HID **511**



MERIDIAN
LED **493**
SOLAR **497**
HID **495-496**



MINI ROADWAY
HID **507**



PILED
LED **467**



PREMIER
LED **515**



PROMENADE
LED **483**
FLUO **483**
HID **484**



ROADWAY
HID **505**



SCAN-RAY
LED **471**



ARMS&BRACKETS 526-527



COLUMNS 520-525



LED KIT 517



SOLAR-ECO KIT 518



SOLAR-TECH KIT 519

PROYECTORES | SPOTLIGHTS | PROJECTEURS ET SPOTS | STRAHLER | RIFLETTORI | PROJECTORES |
ПРОЖЕКТОРЫ | SPOTLIGHTY



ALIEN **541**



NEW LED

CUBE **535**



EOLO **543**



NEW LED

ESPARTA **537, 541, 545**



HELIO **543**



NEW LED

HUBBLE **530-533**



ICARO **545**



MIDI **537**



NEW LED

POWELL **534-535**



NEW LED

PROY **537**



LED SOLAR

SHAPLEY **539**



LED

SHULL **539**



NEW LED

SKADE **539, 541**

BAÑADORES DE PARED | WALL WASHERS | LÈCHE-MURS | WANDBELEUCHTUNG | WALL WASHERS |
PROJETORES WALL WASHER | НАСТЕННЫЕ КОСТЮМЫ | OPRAWY TYPU WALL WASHERS



NEW LED

CONVERT **546**



LED

TRON **549**



HECATE **551**



NEW LED

POMPEYA **553**



LED

RAY **548**



NEW LED

SANAT **547**

OUTDOOR

APLIQUES | WALL FIXTURES | APPLIQUES | WANDLEUCHTEN | APPLIQUE | APLIQUES | НАСТЕННЫЕ | KINKIETY

					
ACCESS 577	AFRODITA 555, 560, 561, 567, 571	AJAX 597	ALFA 583	ALVIN 567	
					
ANGLE 579	ATENA 573	BASIC 591	CIRI 599	CLOUS 559	CORNER 587
					
COSMOS 571	CUBUS 581	CURIE 575	DARWIN 589	DELPHOS 569	DIAGO 557
					
ELECTRA 595	GALILEI 572	GAP 585	HAMMER 581	HEBE 593	ICARO 581
					
KARMAN 559	KÖSSEL 584-585	LOTTERY 589	MANDELA 593	MARK 601	MICENAS 585
					
MONACO 593	NAPOLI 569	NEMESIS 558, 562-565, 573, 587	NEO 555	NEREO 595	
					
OPAL 590	PASTEUR 565	PIRAMID 577	POKER 557	PRIAP 595	



PLAFONES | CEILING FIXTURES | PLAFONNIERS | DECKENLEUCHTEN | PLAFONIERE | TECTOS |
ПОТОЛОЧНЫЕ СВЕТИЛЬНИКИ | OPRAWY SUFITOWE



OUTDOOR



BALIZAS | BOLLARDS | BALISES | POLLER | FARI | PIMENTEIROS | НАЗЕМНЫЕ СТОЛБЫ | SŁUPKI

BALIZAS 625-627	CILIN 619	COMPACT 643	COSMOS 631	CUBASE 628	CUBIK 629	DIAGO 635
ELECTRA 645	HAUTE 619	HEBE 639	HELION 633	ICARO 631	MANDELA 639	MARINER 643
MARK 636-637	MÜLLER 633	NEWTON 616-617	NOTT 623-625	ODIN 643		
PILE 635	PRIAP 641	REXEL 642	SHARPE 635	SMILE 639		



SPACE **633**

NEW



TEMIS **621**



TORCH **621**



TWO-LIGHT **619**

SENSOR



VINTAGE **643**



WAY **630-631**



FAROLAS | STREET LIGHTS | RÉVERBÈRES | MASTLEUCHTEN | LAMPIONI | POSTES DE ILUMINAÇÃO | ΦΟΗΑΡΙ | LAMPY ULICZNE



NEW LED

LYON **647**



NEW LED

GLAVA **651**



HEADS **653**



POMPEYA **651**



TEMIS **647-648**



TEMIS **649**



TEMIS **647-649**

OUTDOOR

EMPOTRADOS | RECESSED | ENCASTRÉS | EINBAULEUCHTEN | INCASSI | ENCASTRÁVEIS | ВСТРАИВАЕМЫЕ | WPU SZCZANE



NEW LED

BASIC 661




NEW LED

GEA 656-657



LED

HERCULES 655, 657



NEW LED

MICENAS 655-661



LED

GEA 663-665



NEW LED

GEA 667-685



LED

XENA 681, 686-687

SUMERGIBLES | WATERPROOF | SUBMERSIBLES | VERSENKBARE LEUCHTEN | LUCI SOMMERGIBILI | SUBMERSÍVEIS | ПОГРУЖАЕМЫЕ В ВОДУ | ZANURZALNE



NEW LED

AQUA 689-693



COLGANTES | PENDANTS | SUSPENSIONS | HÄNGELEUCHTEN | LAMPADE A SOSPENSIONE | PENDENTES |
ПОДВЕСНЫЕ СВЕТИЛЬНИКИ | OPRAWY WISZĄCE



NEW

CISNE 615



NEW

JEMBE 614



KAP 615



MARK 615



CHILLOUT | CHILL-OUT | CHILLOUT | CHILLOUT-BELEUCHTUNG | CHILLOUT | CHILLOUT | ДЛЯ ЗОНЫ ОТДЫХА | CHILLOUT



ARI 695



CISNE 695



INVISIBLE 701



JAMBO 703



NEW

JEMBE 697



KAP 699



NEW

MOONLIGHT 702-703



ROCK 697



SMOOTH 705

OUTDOOR


 CLASSIC | CLÁSICO | CLASSIQUE | KLASSISCH | CLASSICO | CLÁSSICO | КЛАССИЧЕСКИЙ | KLASYCZNY



NEW

ALBA 708-709

ANDREA 712-713

GALATEA 714-715

RUSTICA 710-711



NEW

CASTELO 723

COTTAGE 719

CROSS 707

EDIPO 723

ITACA 721



JAMBO 707

JANNA 716-717

MORFEO 721

OCEANO 725



ODISEO 723

PERSEFONE 721

PERSEO 725

SIRENA 719

TRITON 719

EMOTIONAL



DOTS 756



FLEXIBLE CURTAINS 758



OUTDOOR DISPLAY 760



OUTDOOR TUBES 761



INDOOR DISPLAY 762



LED FLOOR 764

P 767-772

LAMPS



LÁMPARAS | LAMPES | LEUCHTMITTEL | LAMPADINE | LÂMPADAS | ЛАМПЫ | ŻARÓWKI

P 773-799

ELECTRICAL UNITS ACCESSORIES



UNIDADES ELÉCTRICAS / ACCESORIOS | PLATINES ÉLECTRIQUES / ACCESSOIRES | NETZTEILE / ZUBEHÖRE | UNITÀ ELETTRICHE / ACCESSORI | UNIDADES ELÉTRICAS / ACESSÓRIOS | ЭЛЕКТРОБОРУДОВАНИЕ / АКЦЕСУАРЫ | CZĘŚCI ELEKTRYCZNE / AKCESORIA



TECHNICAL

44-205

DECORATIVE

206-463

422-463

CEILING FANS

OUTDOOR

464-725

466-527

URBAN

EMOTIONAL

726-766



TECHNICAL



48-79 SPOTLIGHTS AND TRACKS

PROYECTORES Y CARRILES
PROJECTEURS ET RAILS
STRAHLER UND SCHIENEN
PROIETTORI E BINARI
PROJETORES E CALHAS
ПРОЖЕКТОРЫ И ШИНОПРОВОДЫ
PROJEKTORY I SZYNY



154-169 LINEAL LIGHT SYSTEMS

SISTEMAS LINEALES DE ILUMINACIÓN
SYSTÈMES D'ÉCLAIRAGE LINÉAIRES
LINEARE BELEUCHTUNGSSYSTEME
SISTEMI LINEARI D'ILLUMINAZIONE
SISTEMAS LINEARES DE ILUMINAÇÃO
ЛИНЕЙНЫЕ СИСТЕМЫ ОСВЕЩЕНИЯ
LINIOWE SYSTEMY OŚWIETLENIOWE



180-193 SIGNAL

SEÑALIZACIÓN
SIGNALISATION
SIGNALISIERUNG
SEGNALETICA
SINALIZAÇÃO
МАРКЕРНАЯ ПОДСВЕТКА
SYGNALIZACJA



80-153 DOWNLIGHTS

DOWNLIGHTS
DOWNLIGHTS
DOWNLICHT
DOWNLIGHTS
DOWNLIGHTS
DOWNLIGHTS
ПОТОЛОЧНЫЕ
OPRAWY TYPU DOWNLIGHT



170-179 SUSPENDED

SUSPENDIDOS
SUSPENSIONS
HÄNGELEUCHTEN
SOSPENSIONI
SUSPENSÕES
ПОДВЕШЬНЫЕ
ZWIESZANE



194-205 LED STRIPS

TIRAS LED
BANDEAUX À LED
LED-BÄNDER
STRISCE LED
FITAS LED
СВЕТОДИОДНЫЕ ЛЕНТЫ
PASKI LED

CRI

COLOUR RENDERING INDEX



CRI - ES LA MEDIDA QUE SE UTILIZA PARA DETERMINAR LA CAPACIDAD QUE TIENE UNA FUENTE LUMINOSA PARA REPRODUCIR FIELMENTE LOS COLORES DE VARIOS OBJETOS EN COMPARACIÓN A LA FUENTE DE LUZ NATURAL E IDEAL, EL SOL. LAS LUMINARIAS CON UN IRC ELEVADO SON NECESARIAS EN APLICACIONES DONDE LA REPRODUCCIÓN DEL COLOR ES IMPORTANTE, POR EJEMPLO, EN LA ILUMINACIÓN DE TEXTILES Y ALIMENTACIÓN.

CRI- IT IS THE MEASURE USED TO DETERMINE THE ABILITY OF A LIGHT SOURCE TO REVEAL THE COLOURS OF VARIOUS OBJECTS FAITHFULLY IN COMPARISON WITH THE IDEAL OR NATURAL LIGHT SOURCE, THE SUN. HIGH CRI LIGHTS ARE NEEDED IN THOSE APPLICATIONS WHERE COLOUR REPRODUCTION IS IMPORTANT, SUCH AS TEXTILE AND FOOD SECTOR LIGHT.

IRC (INDICE DE RENDU DES COULEURS): PERMET DE MESURER LA CAPACITÉ D'UNE SOURCE LUMINEUSE À REPRODUIRE FIDÈLEMENT LES COULEURS D'OBJETS DIVERS PAR RAPPORT À LA SOURCE DE LUMIÈRE NATURELLE IDÉALE QUE CONSTITUE LE SOLEIL. LES LUMINAIRES À IRC ÉLEVÉ SONT NÉCESSAIRES DANS LES APPLICATIONS OÙ LA REPRODUCTION DE COULEUR EST IMPORTANTE, NOTAMMENT POUR L'ÉCLAIRAGE TEXTILE ET ALIMENTAIRE.

CRI - DER FARBWIEDERGABEINDEX IST EINE KENNZAHL, MIT DER DIE QUALITÄT DER FARBWIEDERGABE VON LICHTQUELLEN BESCHRIEBEN WIRD. SIE GIBT FÜR JEDE LICHTQUELLE AN, WIE SEHR DIE FARBWIEDERGABE VOM IDEAL DES TAGESLICHTS ABWEICHT. LEUCHTEN MIT HOHEM CRI SIND NOTWENDIG, WENN DIE FARBWIEDERGABE WICHTIG IST, ZUM BEISPIEL BEI DER BELEUCHTUNG VON TEXTILIEN UND LEBENSMITTELEN.



LOW CRI

HIGH CRI

El catálogo técnico de Leds-C4 presenta diferentes soluciones con alto CRI, superior a 90, para conseguir reproducir los colores fielmente de los productos iluminados y mejorar su presentación.

LEDS-C4 technical catalogue presents different solutions with a high CRI (over 90) able to reveal the colours from lit products faithfully and thus, to improve their presentation.

Le catalogue technique de Leds-C4 propose différentes solutions à IRC élevé (supérieur à 90) qui permettent de reproduire fidèlement les couleurs des produits éclairés et d'en améliorer ainsi la présentation.

Der Katalog von LEDS-C4 enthält verschiedene Lösungen mit hohem CRI (höher als 90), die für eine genaue Farbwiedergabe der beleuchteten Produkte und eine optimale Präsentation sorgen.

Il catalogo tecnico di Leds-C4 presenta diverse soluzioni con un IRC elevato (superiore a 90) che riescono a riprodurre fedelmente i colori dei prodotti illuminati e ne migliorano la presentazione.

O catálogo técnico da Leds-C4 apresenta diferentes soluções com elevado CRI (superior a 90) que conseguem reproduzir fielmente as cores dos produtos iluminados e melhoram a sua apresentação.

Технический каталог фирмы Leds-C4 представляет различные решения с использованием ламп с высоким показателем CRI (выше 90), которые достоверно передают цвета освещаемых предметов и улучшают их внешний вид.

Katalog techniczny Leds-C4 przedstawia różne rozwiązania o wysokim CRI (wyższym niż 90), które są w stanie wiernie oddać kolory oświetlonych produktów i poprawiają sposób ich prezentacji.


CRI - È LA MISURA CHE SI UTILIZZA PER DETERMINARE LA CAPACITÀ DI UNA FONTE LUMINOSA DI RIPRODURRE FEDELMENTE I COLORI DI VARI OGGETTI IN CONFRONTO ALLA LUCE NATURALE E IDEALE, IL SOLE. LE LAMPADIE CON UN IRC ELEVATO SONO NECESSARIE IN APPLICAZIONI IN CUI LA RIPRODUZIONE DEL COLORE È IMPORTANTE, PER ESEMPIO NELL'ILLUMINAZIONE DI TESSUTI E NELL'ALIMENTAZIONE.

CRI - É A UNIDADE QUE MEDE A CAPACIDADE DE UMA FONTE LUMINOSA PARA REPRODUZIR FIELMENTE AS CORES DE VÁRIOS OBJETOS COMPARATIVAMENTE À FONTE DE LUZ NATURAL E IDEAL, O SOL. AS LUMINÁRIAS COM UM CRI ELEVADO SÃO NECESSÁRIAS EM APLICAÇÕES ONDE A REPRODUÇÃO DA COR É IMPORTANTE, POR EXEMPLO, NA ILUMINAÇÃO DE TÊXTEIS E ALIMENTAÇÃO.

ИНДЕКС ЦВЕТОПЕРЕДАЧИ (CRI) - ЭТО МЕРА, КОТОРОЙ ОПРЕДЕЛЯЕТСЯ СПОСОБНОСТЬ ИСТОЧНИКА СВЕТА ПЕРЕДАВАТЬ ЦВЕТА РАЗЛИЧНЫХ ПРЕДМЕТОВ ПО СРАВНЕНИЮ С ИСТОЧНИКОМ НАТУРАЛЬНОГО И ИДЕАЛЬНОГО ОСВЕЩЕНИЯ, ТО ЕСТЬ СОЛНЦА. СВЕТИЛЬНИКИ С ВЫСОКИМ ПОКАЗАТЕЛЕМ CRI НЕОБХОДИМЫ ТАМ, ГДЕ ЦВЕТОПЕРЕДАЧА ОСОБЕННО ВАЖНА, НАПРИМЕР, ПРИ ОСВЕЩЕНИИ ТЕКСТИЛЬНОЙ ПРОДУКЦИИ ИЛИ ПРОДУКТОВ ПИТАНИЯ.

CRI - TO WIELKOŚĆ, KTÓRA JEST UŻYWANA W CELU OKREŚLENIA ZDOLNOŚCI ŹRÓDŁA ŚWIATŁA DO WIERNEGO ODDAWANIA KOLORÓW RÓŻNYCH PRZEDMIOTÓW W PORÓWNIANIU Z NATURALNYM LUB IDEALNYM ŹRÓDŁEM ŚWIATŁA, SŁOŃCEM. OPRAWY OŚWIETLENIOWE O WYSOKIM CRI SĄ KONIECZNE DO ZASTOSOWANIA TAM, GDZIE WAŻNE JEST ODTWARZANIE KOLORÓW, NA PRZYKŁAD PRZY OŚWIETLENIU WYROBÓW WŁÓKIENNICZYCH I PRODUKTÓW SPOŻYWCZYCH.

TECHNICAL



P. 50

P. 52

P. 56

P. 62



■

■

■



■

■

■



■

■

■

■



14

■

■

■

■



N3

■

■

■

■



60

■

■

QR-111/G53

■

■

■

CDM-R111/GX8.5

35W

■

CDM-R111/GX8.5

70W

■

HIT-T/G12

35W

■

■

■

HIT-T/G12

70W

■

■

■

HIT-T/G12

100W

HCI-TF/GU6.5

35W

■

CDM-TM/PGJ5

20W

■

CDM-TM/PGJ5

35W

■

AR-111/GU10

-

■

■

QPAR-16/GU10

-

LED Zhaga

-

■

■

■

■

LED Zhaga CRI90

-

■

■

■



10°

■

■

■

12°

■

15°

■

■

20°

■

24°

■

■

■

30°

■

36°

■

■

38°

■

45°

■

■

50°

■

55°

90x60°




■

■

■

MINI BOND
TUBE

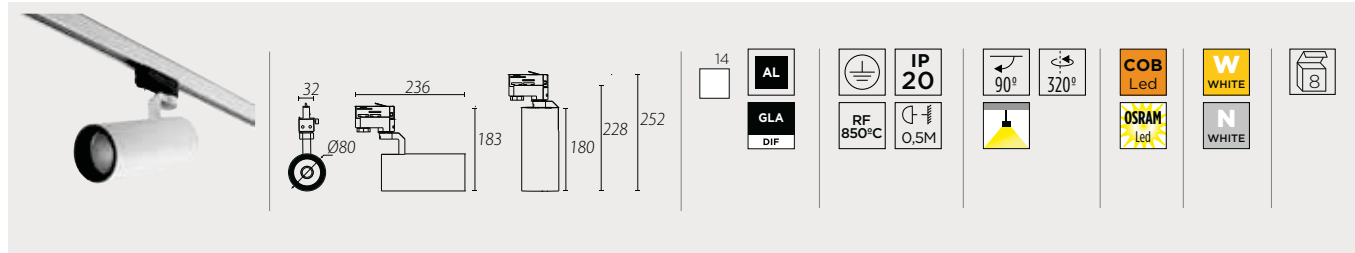
BOND TUBE





MINI BOND TUBE

NEW



LED

Estándar Zhaga / Zhaga Standard

A++ >> A

35-4934-14-00	<input type="checkbox"/>	2000 lm	3000K	20°	25,7W		220V/240V
35-4935-14-00	<input type="checkbox"/>			30°			
35-4936-14-00	<input type="checkbox"/>			50°			
35-4937-14-00	<input type="checkbox"/>		4000K	20°	24,4W		
35-4938-14-00	<input type="checkbox"/>			30°			
35-4939-14-00	<input type="checkbox"/>			50°			

Accesorios / Accessories / Accessoires / Zubehöre / Accessori / Acessórios / Аксессуары / Акcesoria

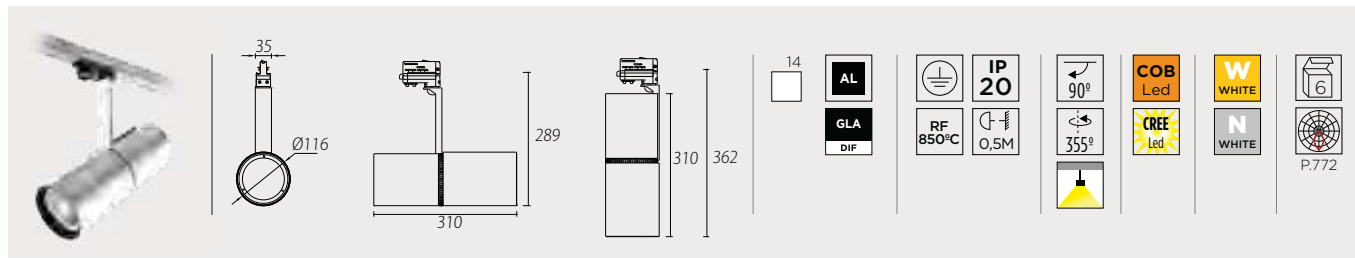
	ACT-9105-14-00	<input type="checkbox"/>		ACT-9106-14-00	<input type="checkbox"/>	
	ACT-9105-60-00	<input checked="" type="checkbox"/>		ACT-9106-60-00	<input checked="" type="checkbox"/>	
+						
	ACT-9105-14-00	<input type="checkbox"/>		ACT-9105-60-00	<input checked="" type="checkbox"/>	







BOND TUBE



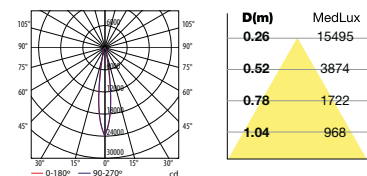
LED CRI80

Estándar Zhaga / Zhaga Standard

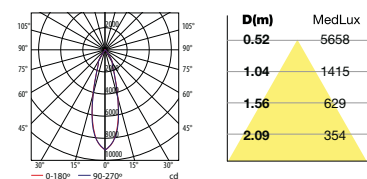


35-3561-14-37	<input type="checkbox"/>	2700lm	3000K	15°	25,9W	 100V 240V
35-3562-14-37	<input type="checkbox"/>			24°		
35-3563-14-37	<input type="checkbox"/>		36°			
35-3564-14-37	<input type="checkbox"/>		15°			
35-3565-14-37	<input type="checkbox"/>		24°			
35-3566-14-37	<input type="checkbox"/>	3400lm	3000K	36°	33,7W	
35-3570-14-37	<input type="checkbox"/>			15°		
35-3571-14-37	<input type="checkbox"/>		24°			
35-3572-14-37	<input type="checkbox"/>		36°			
35-3573-14-37	<input type="checkbox"/>		15°			
35-3574-14-37	<input type="checkbox"/>	4600lm	4000K	24°	44,8W	
35-3575-14-37	<input type="checkbox"/>			36°		
35-3952-14-37	<input type="checkbox"/>		15°			
35-3953-14-37	<input type="checkbox"/>		24°			
35-3954-14-37	<input type="checkbox"/>		36°			
35-3955-14-37	<input type="checkbox"/>	4000K	3000K	15°	44,8W	
35-3956-14-37	<input type="checkbox"/>			24°		
35-3957-14-37	<input type="checkbox"/>		36°			
35-3958-14-37	<input type="checkbox"/>		15°			
35-3959-14-37	<input type="checkbox"/>	4000K	3000K	24°		44,8W
35-3960-14-37	<input type="checkbox"/>			36°		

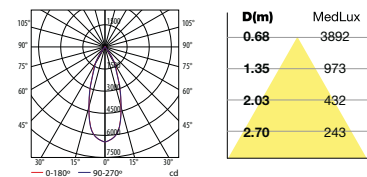
LED 3000K 44,8W 15°



LED 3000K 44,8W 24°



LED 3000K 44,8W 36°



CRI90

35-3567-14-37	<input type="checkbox"/>	2000lm	3000K	15°	25,9W	 100V 240V
35-3568-14-37	<input type="checkbox"/>			24°		
35-3569-14-37	<input type="checkbox"/>			36°		
35-3958-14-37	<input type="checkbox"/>	3500lm	4000K	15°	44,8W	
35-3959-14-37	<input type="checkbox"/>			24°		
35-3960-14-37	<input type="checkbox"/>			36°		

QR-111

G53



35-3554-14-00	<input type="checkbox"/>	max.100W	 220V 240V	
----------------------	--------------------------	----------	------------------	--

HIT-T

G12



35-3555-14-37	<input type="checkbox"/>	10°	35W	 220V 240V
35-3556-14-37	<input type="checkbox"/>	24°		
35-3557-14-37	<input type="checkbox"/>	45°		
35-3558-14-37	<input type="checkbox"/>	10°	70W	
35-3559-14-37	<input type="checkbox"/>	24°		
35-3560-14-37	<input type="checkbox"/>	45°		

AR-111 LED

GU10 (max. H=100 mm)



35-3553-14-00	<input type="checkbox"/>	-	max. 15W	
----------------------	--------------------------	---	----------	--

Accesorios / Accessories / Accessoires / Zubehöre / Accessori / Acessórios / Аксессуары / Akcesoria



ACT-9135-60-00 HIT-T



ACT-9105-14-00



ACT-9105-60-00



ACT-9106-14-00



ACT-9106-60-00



+

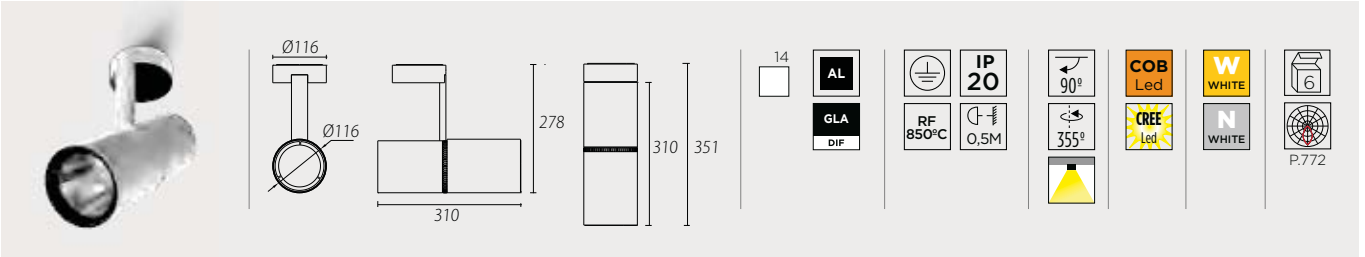
ACT-9105-14-00



ACT-9105-60-00



BOND TUBE



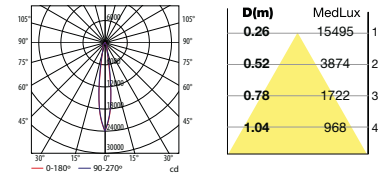
LED CRI80

Estándar Zhaga /
Zhaga Standard

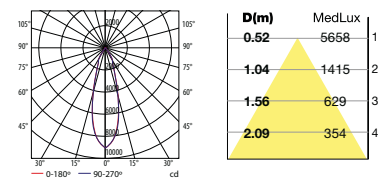
A++ > A

35-3589-14-37	<input type="checkbox"/>	2700lm	3000K	15°	25,9W	E 100V 240V			
35-3590-14-37	<input type="checkbox"/>			24°					
35-3591-14-37	<input type="checkbox"/>		36°						
35-3592-14-37	<input type="checkbox"/>		15°						
35-3593-14-37	<input type="checkbox"/>	4000K	24°	36°	E 100V 240V				
35-3594-14-37	<input type="checkbox"/>		36°						
35-3598-14-37	<input type="checkbox"/>	3400lm	3000K	15°			33,7W	E 100V 240V	
35-3599-14-37	<input type="checkbox"/>			24°					
35-3600-14-37	<input type="checkbox"/>		36°						
35-3601-14-37	<input type="checkbox"/>		15°						
35-3602-14-37	<input type="checkbox"/>	4000K	24°	36°			E 100V 240V		
35-3603-14-37	<input type="checkbox"/>		36°						
35-3961-14-37	<input type="checkbox"/>	4600lm	3000K	15°		44,8W			E 100V 240V
35-3962-14-37	<input type="checkbox"/>			24°					
35-3963-14-37	<input type="checkbox"/>		36°						
35-3964-14-37	<input type="checkbox"/>		15°						
35-3965-14-37	<input type="checkbox"/>	4000K	24°	36°	E 100V 240V				
35-3966-14-37	<input type="checkbox"/>		36°						

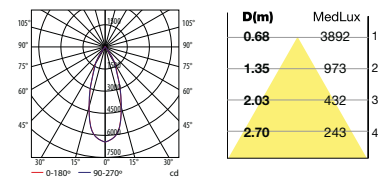
LED 3000K 44,8W 15°



LED 3000K 44,8W 24°



LED 3000K 44,8W 36°



CRI90

35-3595-14-37	<input type="checkbox"/>	2000lm	3000K	15°	25,9W	E 100V 240V
35-3596-14-37	<input type="checkbox"/>			24°		
35-3597-14-37	<input type="checkbox"/>			36°		
35-3967-14-37	<input type="checkbox"/>	3500lm	3000K	15°	44,8W	
35-3968-14-37	<input type="checkbox"/>			24°		
35-3969-14-37	<input type="checkbox"/>			36°		

QR-111

G53

A++ > C

35-3582-14-00	<input type="checkbox"/>	max.100W	E 220V 240V	09-14
----------------------	--------------------------	----------	-------------------	-------

HIT-T

G12

A+ > A

35-3583-14-37	<input type="checkbox"/>	10°	35W	E 220V 240V
35-3584-14-37	<input type="checkbox"/>	24°		
35-3585-14-37	<input type="checkbox"/>	45°		
35-3586-14-37	<input type="checkbox"/>	10°	70W	
35-3587-14-37	<input type="checkbox"/>	24°		
35-3588-14-37	<input type="checkbox"/>	45°		

AR-111 LED

GU10 (max. H=100 mm)

A+ > A

35-3581-14-00	<input type="checkbox"/>	-	max. 15W	E 22-25
----------------------	--------------------------	---	----------	------------

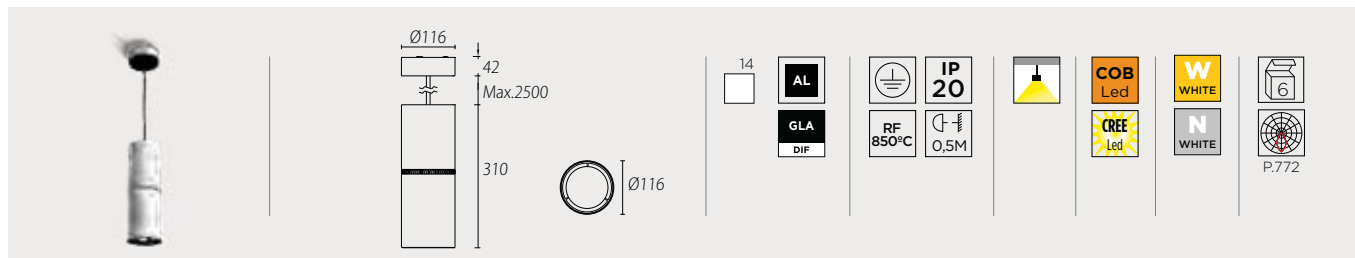
Accesorios / Accessories / Accessoires / Zubehöre / Accessori / Acessórios / Аксессуары / Aksesoria



ACT-9135-60-00 HIT-T



BOND TUBE



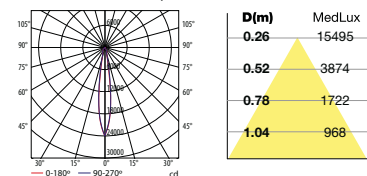
LED CRI80

Estándar Zhaga / Zhaga Standard

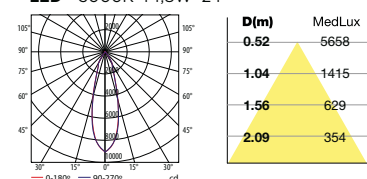


35-3621-14-37	<input type="checkbox"/>	2700lm	3000K	15°	25,9W	
35-3622-14-37	<input type="checkbox"/>			24°		
35-3623-14-37	<input type="checkbox"/>			36°		
35-3624-14-37	<input type="checkbox"/>		4000K	15°		
35-3625-14-37	<input type="checkbox"/>			24°		
35-3626-14-37	<input type="checkbox"/>			36°		
35-3631-14-37	<input type="checkbox"/>	3400lm	3000K	15°	33,7W	
35-3632-14-37	<input type="checkbox"/>			24°		
35-3633-14-37	<input type="checkbox"/>			36°		
35-3634-14-37	<input type="checkbox"/>		4000K	15°		
35-3635-14-37	<input type="checkbox"/>			24°		
35-3636-14-37	<input type="checkbox"/>			36°		
35-3970-14-37	<input type="checkbox"/>	4600lm	3000K	15°	44,8W	
35-3971-14-37	<input type="checkbox"/>			24°		
35-3972-14-37	<input type="checkbox"/>			36°		
35-3973-14-37	<input type="checkbox"/>		4000K	15°		
35-3974-14-37	<input type="checkbox"/>			24°		
35-3975-14-37	<input type="checkbox"/>			36°		

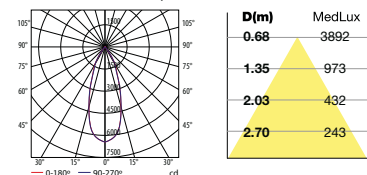
LED 3000K 44,8W 15°



LED 3000K 44,8W 24°



LED 3000K 44,8W 36°



CRI90

35-3628-14-37	<input type="checkbox"/>	2000lm	3000K	15°	25,9W	
35-3629-14-37	<input type="checkbox"/>			24°		
35-3630-14-37	<input type="checkbox"/>			36°		
35-3976-14-37	<input type="checkbox"/>	3500lm	4000K	15°	44,8W	
35-3977-14-37	<input type="checkbox"/>			24°		
35-3978-14-37	<input type="checkbox"/>			36°		

QR-111

G53



35-3612-14-00	<input type="checkbox"/>	max.100W			
----------------------	--------------------------	----------	--	--	--

HIT-T

G12



35-3613-14-37	<input type="checkbox"/>	10°	35W		
35-3614-14-37	<input type="checkbox"/>	24°			
35-3616-14-37	<input type="checkbox"/>	45°			
35-3617-14-37	<input type="checkbox"/>	10°	70W		
35-3618-14-37	<input type="checkbox"/>	24°			
35-3619-14-37	<input type="checkbox"/>	45°			

AR-111 LED

GU10 (max. H=100 mm)

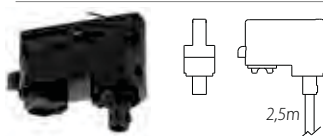


35-3611-14-00	<input type="checkbox"/>	-	max. 15W	
----------------------	--------------------------	---	----------	--

Accesorios / Accessories / Accessoires / Zubehöre / Accessori / Acessórios / Аксессуары / Akcesoria



ACT-9135-60-00 HIT-T






71-3531-60-00

Kit suspensión carril / Track Suspended Kit / Kit suspension / Aufhängekit / Kit sospensione / Kit de suspensão / Набор для подвешивания монтажа для шины / Zestaw do zawieszenia

BOND



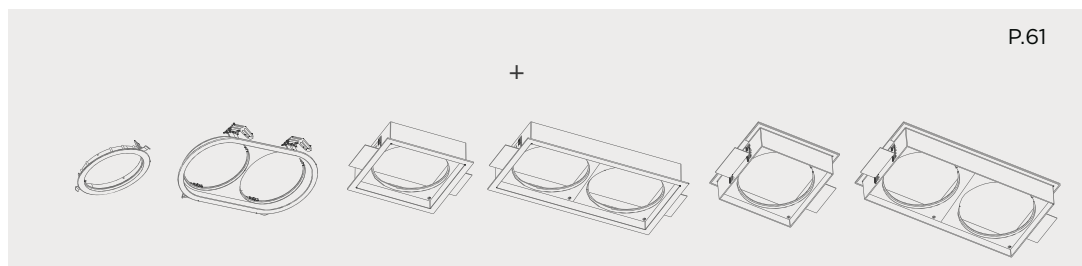
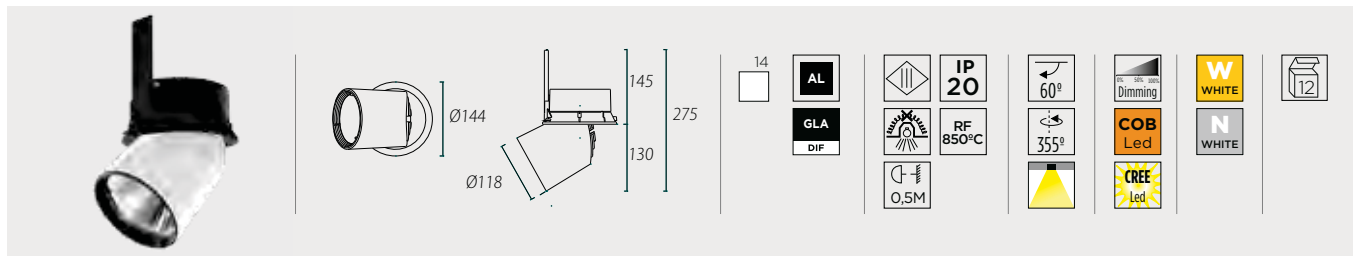




BERTOS OPTICAL STORE, CORDOBA, SPAIN



BOND



LED CRI80

Estándar Zhaga / Zhaga Standard

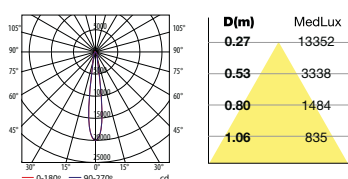
A++ >> A

Model	Beam Angle	Color Temp	Max. Current	Max. Power	Symbol
90-4842-14-37	15°	3000K	max. 2700lm	max. 700mA	max. 25,9W
90-4843-14-37	24°				
90-4844-14-37	36°				
90-4845-14-37	15°	4000K			
90-4846-14-37	24°				
90-4847-14-37	36°				
90-2582-14-37	15°	3000K	max. 3400lm	max. 900mA	max. 33,7W
90-2594-14-37	24°				
90-2599-14-37	36°				
90-2605-14-37	15°	4000K			
90-2611-14-37	24°				
90-2613-14-37	36°				

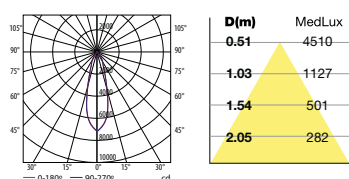
CRI90

Model	Beam Angle	Color Temp	Max. Current	Max. Power	Symbol
90-2614-14-37	15°	3000K	max. 2000lm	max. 700mA	max. 25,9W
90-2615-14-37	24°				
90-2616-14-37	36°				
90-3512-14-37	15°	4000K			
90-3513-14-37	24°				
90-3514-14-37	36°				

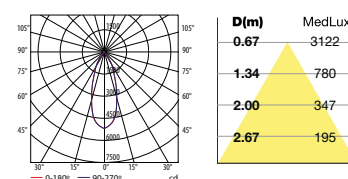
LED 3000K 33,7W 15°



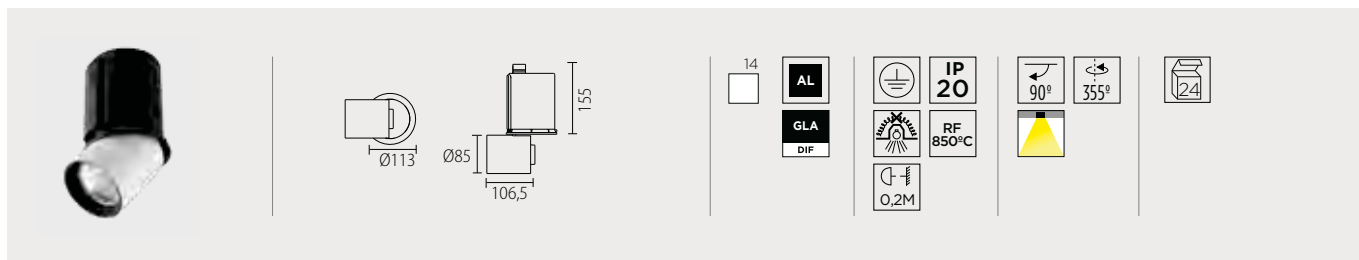
LED 3000K 33,7W 24°



LED 3000K 33,7W 36°




BOND

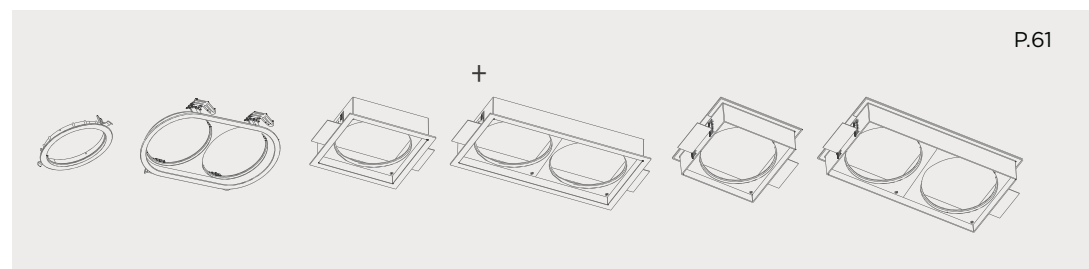
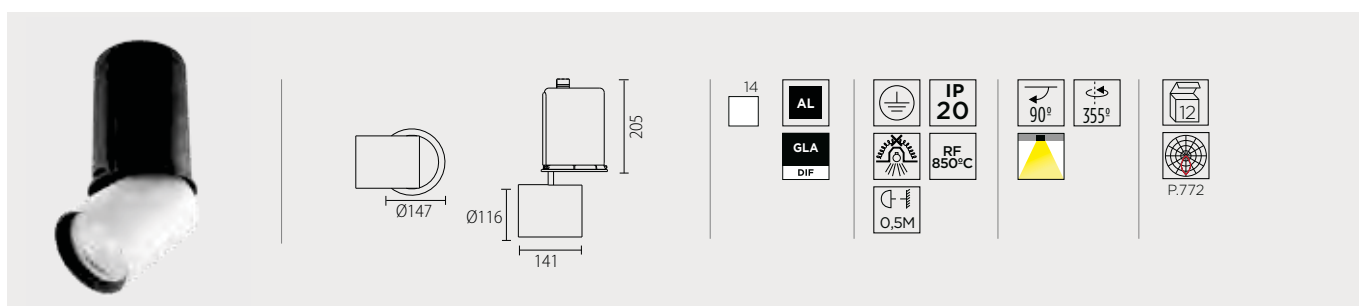
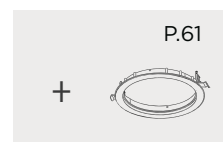


HCI-TF

GU6.5

A+ > A

71-1933-14-37	<input type="checkbox"/>	max.35W	 P.783	10°
71-1539-14-37	<input type="checkbox"/>			24°
71-1934-14-37	<input type="checkbox"/>			45°



QR-111

G53

A++ >>> C

71-1929-14-00	<input type="checkbox"/>	max.100W	 P.783	 09-14
----------------------	--------------------------	----------	--	---

CDM-R111

GX8.5


A++ >>> C

71-1849-14-00	<input type="checkbox"/>	max.70W	 P.783	 15-20
----------------------	--------------------------	---------	--	---

HIT-T





G12


A+ > A

























71-1930-14-37	<input type="checkbox"/>	max.70W	 P.783	10°
71-1931-14-37	<input type="checkbox"/>			24°
71-1932-14-37	<input type="checkbox"/>			45°

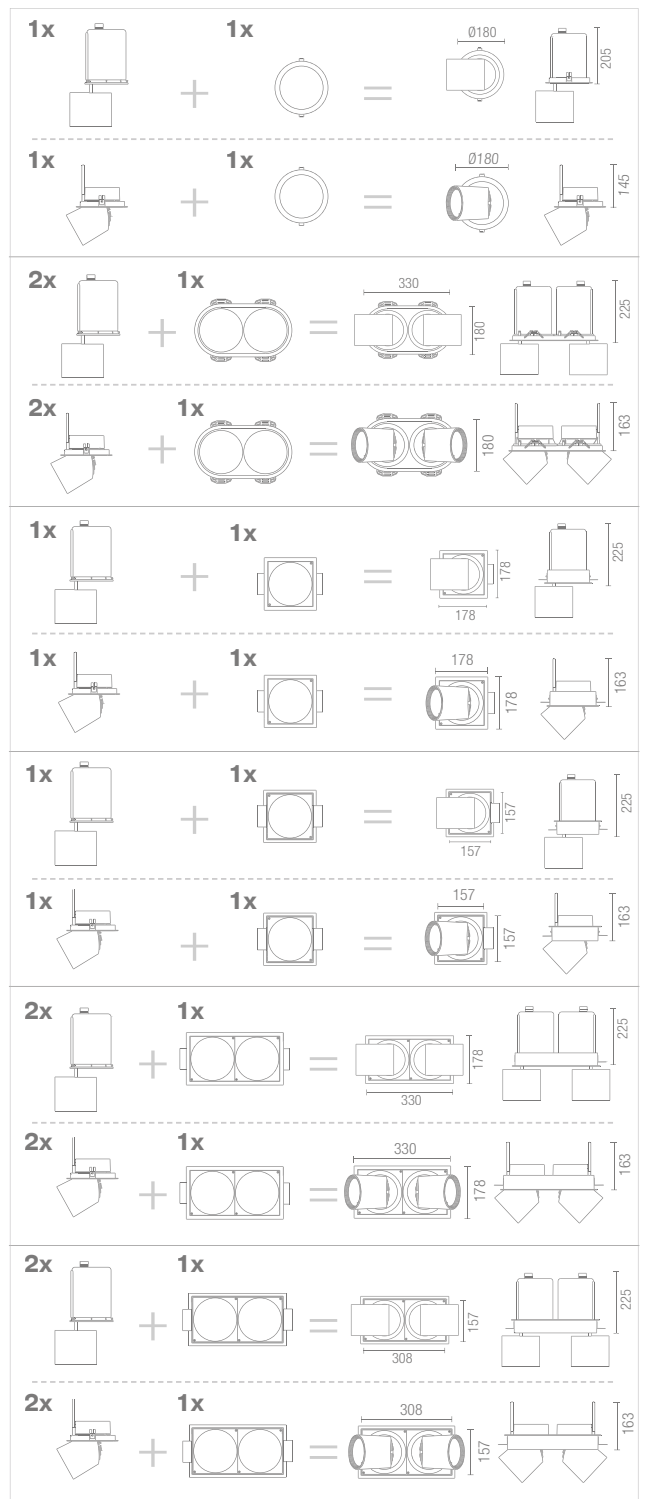
Accesorios / Accessories / Accessoires / Zubehöre / Accessori / Acessórios / Аксессуары / Akcesoria


 **ACT-9135-60-00** HIT-T

	+		 Ø 125
HCI-TF GU6.5		71-2342-14-00	



	+		 Ø 170
LED		71-2337-14-00	
	+		 330x180
LED		71-2338-14-00	
	+		 165x165
QR-111 G53		71-2339-14-00	
	+		 157x157
CDM-R111 GX8.5		71-2339-14-00	
	+		 315x165
HIT-T G12		71-2340-14-00	
	+		 308x157
HIT-T G12		71-2340-14-00	





Enfortim
l'economia
local.

Els panassos
catalans
...
diària...
els s...
produ...
frescos.

a la xarcuteria cada

de la nostra terra

CAPRABO SUPERMARKET, BARCELONA, SPAIN





QR-111
G53

HIT-T
G12

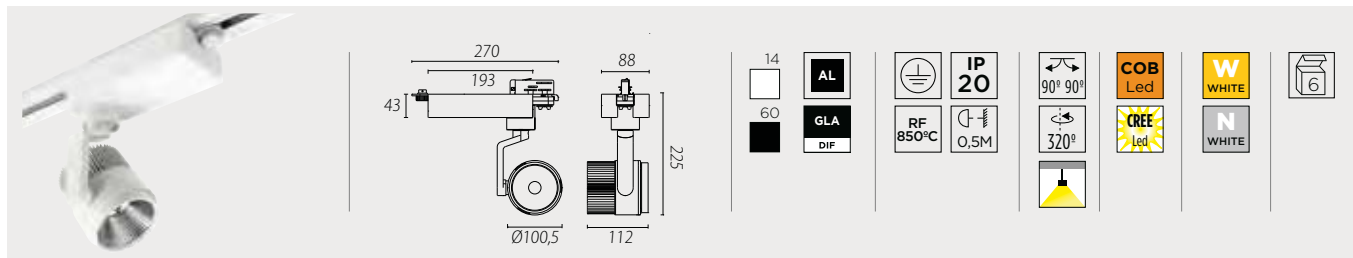
AR-111 GU10
LEDS-C4

LED
Estándar Zhaga
Zhaga Standard





ACTION



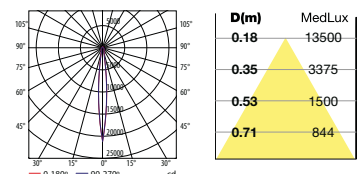
LED CRI80

Estándar Zhaga /
Zhaga Standard

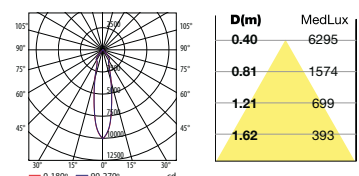


35-3931-14-37 <input type="checkbox"/>	2200lm	3000K	10°	25,1W		
35-3931-60-37 <input checked="" type="checkbox"/>		4000K				
35-3932-14-37 <input type="checkbox"/>		3000K				24°
35-3932-60-37 <input checked="" type="checkbox"/>						38°
35-2200-14-37 <input type="checkbox"/>	3500lm	3000K	38,6W			
35-2200-60-37 <input checked="" type="checkbox"/>		4000K				
35-2202-14-37 <input type="checkbox"/>		3000K		24°		
35-2202-60-37 <input checked="" type="checkbox"/>				38°		
35-2204-14-37 <input type="checkbox"/>	4600lm	3000K	44,8W			
35-2204-60-37 <input checked="" type="checkbox"/>		4000K				
35-2205-14-37 <input type="checkbox"/>		3000K		24°		
35-2205-60-37 <input checked="" type="checkbox"/>				38°		
35-3908-14-37 <input type="checkbox"/>	4600lm	3000K	44,8W			
35-3908-60-37 <input checked="" type="checkbox"/>		4000K				
35-3909-14-37 <input type="checkbox"/>		3000K		24°		
35-3909-60-37 <input checked="" type="checkbox"/>				38°		
35-3910-14-37 <input type="checkbox"/>	4600lm	3000K	44,8W			
35-3910-60-37 <input checked="" type="checkbox"/>		4000K				
35-3911-14-37 <input type="checkbox"/>		3000K		24°		
35-3911-60-37 <input checked="" type="checkbox"/>				38°		

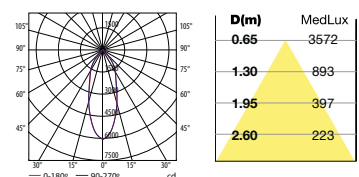
LED 3000K 25,1W 10°



LED 3000K 44,8W 24°



LED 3000K 44,8W 38°



CRI90

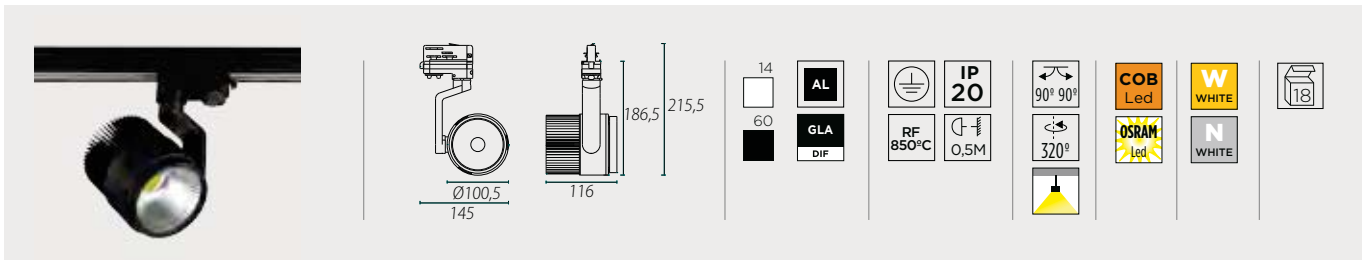
35-3933-14-37 <input type="checkbox"/>	1800lm	3000K	10°	25,1W	
35-3933-60-37 <input checked="" type="checkbox"/>					
35-2210-14-37 <input type="checkbox"/>	2000lm	3000K	24°	25,9W	
35-2210-60-37 <input checked="" type="checkbox"/>					
35-2215-14-37 <input type="checkbox"/>					
35-2215-60-37 <input checked="" type="checkbox"/>	3000lm	3000K	24°	38W	
35-3510-14-37 <input type="checkbox"/>					
35-3510-60-37 <input checked="" type="checkbox"/>					
35-3511-14-37 <input type="checkbox"/>					
35-3511-60-37 <input checked="" type="checkbox"/>	3500lm	3000K	24°	44,8W	
35-3912-14-37 <input type="checkbox"/>					
35-3912-60-37 <input checked="" type="checkbox"/>					
35-3913-14-37 <input type="checkbox"/>					
35-3913-60-37 <input checked="" type="checkbox"/>	3500lm	3000K	38°	44,8W	
35-3913-60-37 <input checked="" type="checkbox"/>					

Accesorios / Accessories / Accessoires / Zubehöre / Accessori / Acessórios / Аксессуары / Akcesoria



71-2675-60-00

ACTION



LED

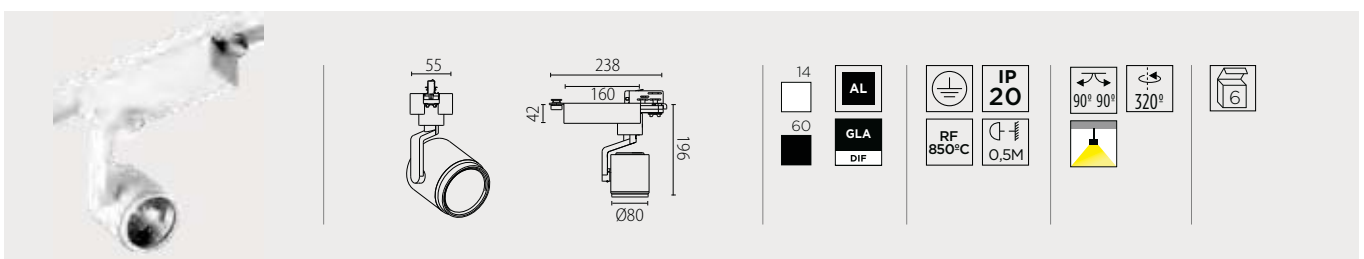
Estándar Zhaga /
Zhaga Standard

A++ >>> A

35-2512-14-37 <input type="checkbox"/>	2000 lm	3000K	24°	25,7W	
35-2512-60-37 <input checked="" type="checkbox"/>			38°		
35-2515-14-37 <input type="checkbox"/>			24°		
35-2515-60-37 <input checked="" type="checkbox"/>			38°		
35-2513-14-37 <input type="checkbox"/>	4000K	24,4W	24°		
35-2513-60-37 <input checked="" type="checkbox"/>			38°		
35-2517-14-37 <input type="checkbox"/>					
35-2517-60-37 <input checked="" type="checkbox"/>					

Accesorios / Accessories / Accessoires / Zubehöre / Accessori / Acessórios / Аксессуары / Akcesoria

	71-2675-60-00		ACT-9105-14-00 <input type="checkbox"/>	
			ACT-9106-14-00 <input type="checkbox"/>	
			ACT-9106-60-00 <input checked="" type="checkbox"/>	
			+	
			ACT-9105-14-00 <input type="checkbox"/>	
			ACT-9105-60-00 <input checked="" type="checkbox"/>	



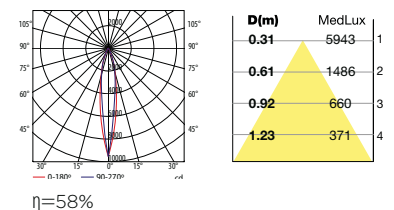
CDM-Tm

PGJ5

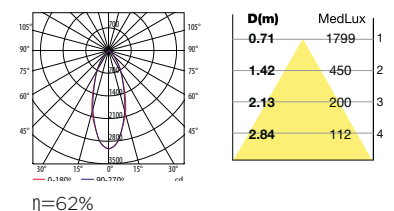
A++ >>> C

PR-0956-14-37 <input type="checkbox"/>	20W	12°	
PR-0956-60-37 <input checked="" type="checkbox"/>			
PR-0957-14-37 <input type="checkbox"/>			
PR-0957-60-37 <input checked="" type="checkbox"/>			
PR-0958-14-37 <input type="checkbox"/>	35W	12°	
PR-0958-60-37 <input checked="" type="checkbox"/>			
PR-0959-14-37 <input type="checkbox"/>			
PR-0959-60-37 <input checked="" type="checkbox"/>			
PR-0960-14-37 <input type="checkbox"/>	35W	24°	
PR-0960-60-37 <input checked="" type="checkbox"/>			
PR-0961-14-37 <input type="checkbox"/>			
PR-0961-60-37 <input checked="" type="checkbox"/>			

CDM-TM PGJ5 35W 12°

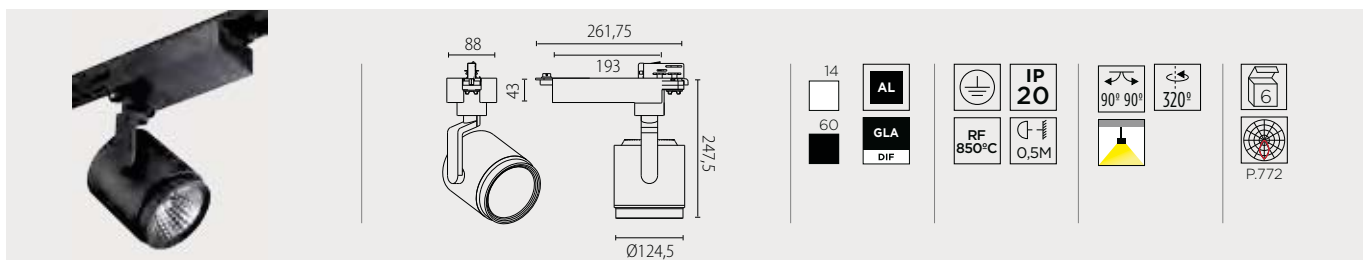


CDM-TM PGJ5 35W 38°





ACTION



QR-111

G53

PR-0946-14-00 PR-0946-60-00

max.100W



HIT-T

G12

PR-0949-14-37 PR-0949-60-37 PR-0950-14-37 PR-0950-60-37 PR-0951-14-37 PR-0951-60-37 PR-0952-14-37 PR-0952-60-37 PR-0953-14-37 PR-0953-60-37 PR-0954-14-37 PR-0954-60-37

35W



12°

24°

38°

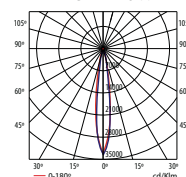
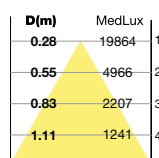
70W

12°

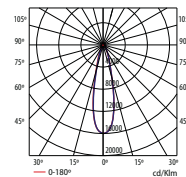
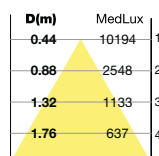
24°

38°

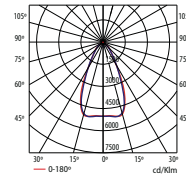
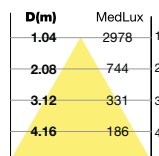
HIT-T G12 70W 12°

 $\eta=70\%$ 

HIT-T G12 70W 24°

 $\eta=64\%$ 

HIT-T G12 70W 38°

 $\eta=65\%$ 

AR-111 LED

GU10 (max. H=100 mm)

PR-0955-14-00 PR-0955-60-00

max. 15W

-



Accesorios / Accessories / Accessoires / Zubehöre / Accessori / Acessórios / Аксессуары / Акcesoria



ACT-9180-60-00 HIT-T

ACT-9181-14-00

HIT-T

ACT-9181-60-00

QR-111

AR-111

ACTION
WALL
WASHER



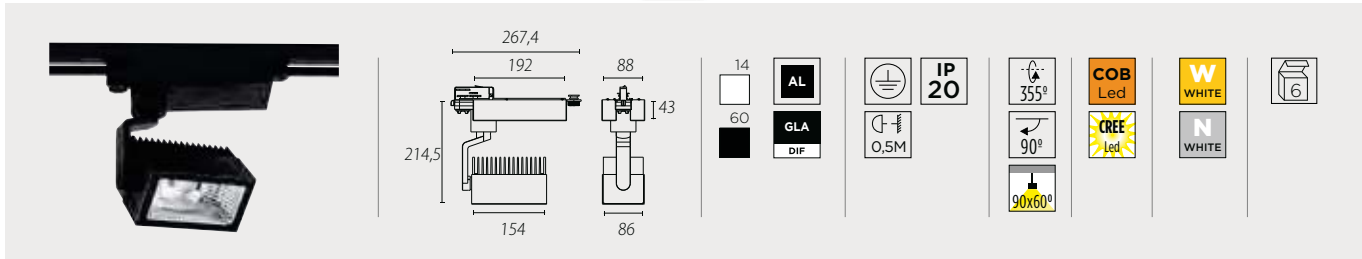
ACTION





ACTION WALL WASHER

NEW



LED CRI80

Estándar Zhaga / Zhaga Standard

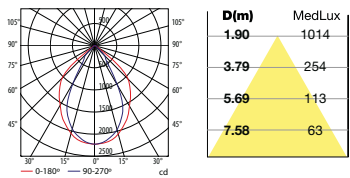


35-4305-14-37	<input type="checkbox"/>	3500lm	3000K	38,6W	100V 240V
35-4305-60-37	<input checked="" type="checkbox"/>		4000K		
35-4306-14-37	<input type="checkbox"/>				
35-4306-60-37	<input checked="" type="checkbox"/>				
35-4731-14-37	<input type="checkbox"/>	5100lm	3000K	53,2W	
35-4731-60-37	<input checked="" type="checkbox"/>		4000K		
35-4732-14-37	<input type="checkbox"/>				
35-4732-60-37	<input checked="" type="checkbox"/>				

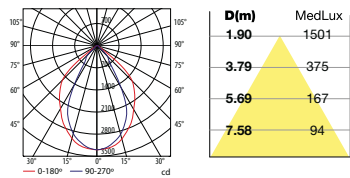
CRI90


35-4313-14-37	<input type="checkbox"/>	3000lm	3000K	38W	100V 240V
35-4313-60-37	<input checked="" type="checkbox"/>				
35-4733-14-37	<input type="checkbox"/>	3900lm		53,2W	
35-4733-60-37	<input checked="" type="checkbox"/>				

LED 3000K 38,6W 90°x60°



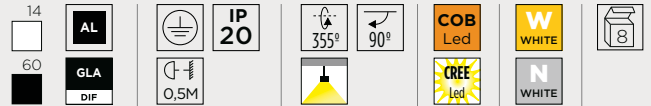
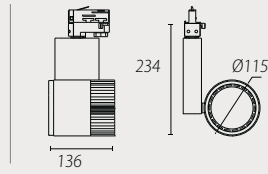
LED 3000K 53,2W 90°x60°





MACH3

NEW



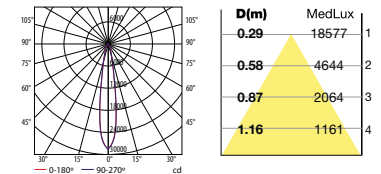
LED CRI80

Estándar Zhaga / Zhaga Standard

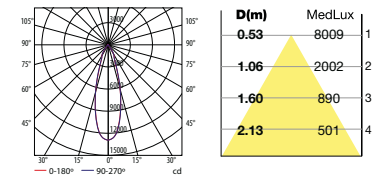


35-3934-14-37	<input type="checkbox"/>	3500lm	3000K	15°	38,6W		
35-3934-60-37	<input checked="" type="checkbox"/>			30°			
35-3935-14-37	<input type="checkbox"/>			55°			
35-3935-60-37	<input checked="" type="checkbox"/>			4000K			15°
35-3936-14-37	<input type="checkbox"/>						30°
35-3936-60-37	<input checked="" type="checkbox"/>						55°
35-3937-14-37	<input type="checkbox"/>		5100lm	3000K	15°		53,2W
35-3937-60-37	<input checked="" type="checkbox"/>				30°		
35-3938-14-37	<input type="checkbox"/>				55°		
35-3938-60-37	<input checked="" type="checkbox"/>			4000K	15°		
35-3939-14-37	<input type="checkbox"/>				30°		
35-3939-60-37	<input checked="" type="checkbox"/>				55°		
35-3943-14-37	<input type="checkbox"/>	3900lm	3000K	15°	53,2W		
35-3943-60-37	<input checked="" type="checkbox"/>			30°			
35-3944-14-37	<input type="checkbox"/>			55°			
35-3944-60-37	<input checked="" type="checkbox"/>			4000K		15°	
35-3945-14-37	<input type="checkbox"/>		30°				
35-3945-60-37	<input checked="" type="checkbox"/>		55°				
35-3946-14-37	<input type="checkbox"/>		3000K			15°	
35-3946-60-37	<input checked="" type="checkbox"/>			30°			
35-3947-14-37	<input type="checkbox"/>	55°					
35-3947-60-37	<input checked="" type="checkbox"/>	4000K		15°			
35-3948-14-37	<input type="checkbox"/>		30°				
35-3948-60-37	<input checked="" type="checkbox"/>	55°					

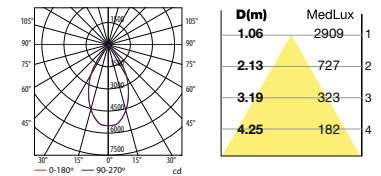
LED 3000K 53,2W 15°



LED 3000K 53,2W 30°



LED 3000K 53,2W 55°



CRI90

35-3940-14-37	<input type="checkbox"/>	3000lm	3000K	15°	38W	
35-3940-60-37	<input checked="" type="checkbox"/>			30°		
35-3941-14-37	<input type="checkbox"/>			55°		
35-3942-14-37	<input type="checkbox"/>	3900lm	3000K	15°	53,2W	
35-3942-60-37	<input checked="" type="checkbox"/>			30°		
35-3949-14-37	<input type="checkbox"/>			55°		
35-3949-60-37	<input checked="" type="checkbox"/>			4000K		15°
35-3950-14-37	<input type="checkbox"/>					30°
35-3950-60-37	<input checked="" type="checkbox"/>	55°				
35-3951-14-37	<input type="checkbox"/>	4000K	15°	53,2W		
35-3951-60-37	<input checked="" type="checkbox"/>		30°			

Accesorios / Accessories / Accessoires / Zubehöre / Accessori / Acessórios / Аксессуары / Akcesoria

71-3896-60-00

71-3897-60-00
 Confort visual/ Visual Comfort/
 Confort visuel/ Sichtkomfort/ Comfort
 visivo/ Conforto visual/ Визуальный
 комфорт/ Komfort wizualny

ACT-9105-14-00

ACT-9105-60-00

ACT-9106-14-00

ACT-9106-60-00

+

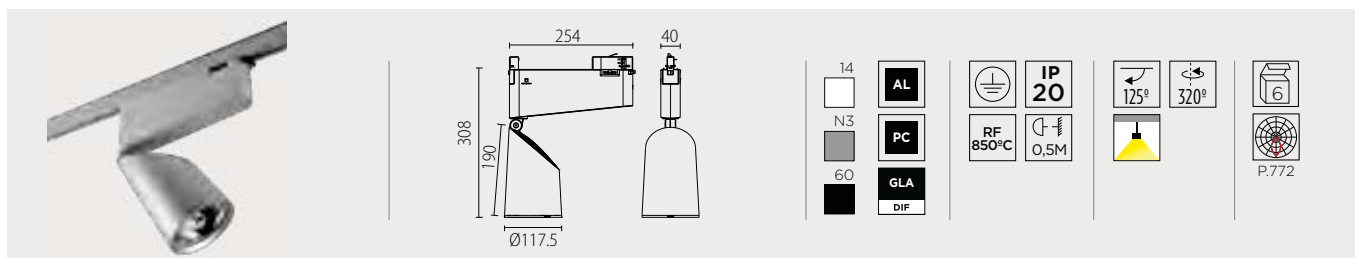
ACT-9105-14-00

ACT-9105-60-00





VIAX



QR-111

G53



PR-0915-14-00 <input type="checkbox"/>	max.100W			09-14
PR-0915-60-00 <input checked="" type="checkbox"/>				
PR-0915-N3-00 <input type="checkbox"/>				

HIT-T

G12



PR-0918-14-00 <input type="checkbox"/>	35W		10°
PR-0918-60-00 <input checked="" type="checkbox"/>			24°
PR-0918-N3-00 <input type="checkbox"/>			45°
PR-0919-14-00 <input type="checkbox"/>	70W		10°
PR-0919-60-00 <input checked="" type="checkbox"/>			24°
PR-0919-N3-00 <input type="checkbox"/>			45°
PR-0920-14-00 <input type="checkbox"/>			10°
PR-0920-60-00 <input checked="" type="checkbox"/>			24°
PR-0920-N3-00 <input type="checkbox"/>			45°
PR-0921-14-00 <input type="checkbox"/>			10°
PR-0921-60-00 <input checked="" type="checkbox"/>			24°
PR-0921-N3-00 <input type="checkbox"/>			45°
PR-0922-14-00 <input type="checkbox"/>			10°
PR-0922-60-00 <input checked="" type="checkbox"/>			24°
PR-0922-N3-00 <input type="checkbox"/>			45°
PR-0923-14-00 <input type="checkbox"/>			10°
PR-0923-60-00 <input checked="" type="checkbox"/>			24°
PR-0923-N3-00 <input type="checkbox"/>			45°

AR-111 LED

GU10 (max. H=100 mm)



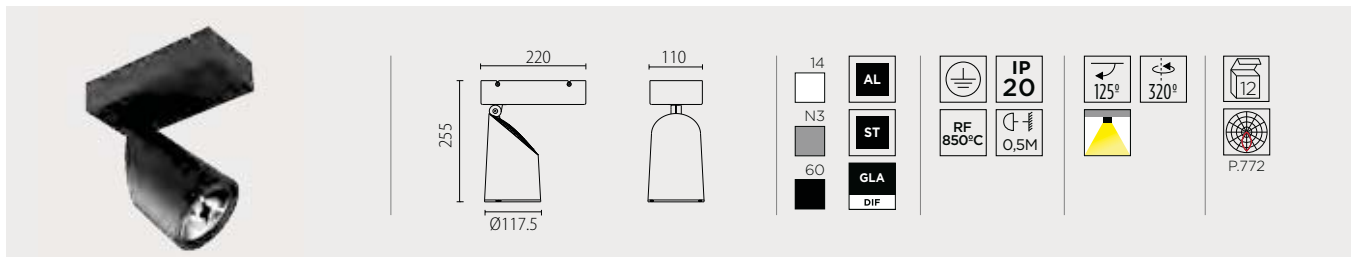
PR-0940-14-00 <input type="checkbox"/>	max. 15W	-	-		22-25
PR-0940-60-00 <input checked="" type="checkbox"/>					
PR-0940-N3-00 <input type="checkbox"/>					

Accesorios / Accessories / Accessoires / Zubehöre / Accessori / Acessórios / Аксессуары / Akcesoria



ACT-9135-60-00 HIT-T

VIAX S



QR-111

G53

A+ >>> C

PR-0975-14-00 <input type="checkbox"/>	max.100W		
PR-0975-60-00 <input checked="" type="checkbox"/>			
PR-0975-N3-00 <input type="checkbox"/>			

HIT-T

G12

A+ >> A

PR-0978-14-00 <input type="checkbox"/>	35W		10°
PR-0978-60-00 <input checked="" type="checkbox"/>			24°
PR-0978-N3-00 <input type="checkbox"/>			45°
PR-0979-14-00 <input type="checkbox"/>	70W		10°
PR-0979-60-00 <input checked="" type="checkbox"/>			24°
PR-0979-N3-00 <input type="checkbox"/>			45°
PR-0980-14-00 <input type="checkbox"/>	100W		10°
PR-0980-60-00 <input checked="" type="checkbox"/>			24°
PR-0980-N3-00 <input type="checkbox"/>			45°
PR-0981-14-00 <input type="checkbox"/>	100W		10°
PR-0981-60-00 <input checked="" type="checkbox"/>			24°
PR-0981-N3-00 <input type="checkbox"/>			45°
PR-0982-14-00 <input type="checkbox"/>	100W		10°
PR-0982-60-00 <input checked="" type="checkbox"/>			24°
PR-0982-N3-00 <input type="checkbox"/>			45°
PR-0983-14-00 <input type="checkbox"/>	100W		10°
PR-0983-60-00 <input checked="" type="checkbox"/>			24°
PR-0983-N3-00 <input type="checkbox"/>			45°
PR-0984-14-00 <input type="checkbox"/>	100W		10°
PR-0984-60-00 <input checked="" type="checkbox"/>			24°
PR-0984-N3-00 <input type="checkbox"/>			45°
PR-0985-14-00 <input type="checkbox"/>	100W		10°
PR-0985-60-00 <input checked="" type="checkbox"/>			24°
PR-0985-N3-00 <input type="checkbox"/>			45°
PR-0986-14-00 <input type="checkbox"/>	100W		10°
PR-0986-60-00 <input checked="" type="checkbox"/>			24°
PR-0986-N3-00 <input type="checkbox"/>			45°

AR-111 LED

GU10 (max. H=100 mm)

A+ >> A

PR-0987-14-00 <input type="checkbox"/>	max. 15W	-	
PR-0987-60-00 <input checked="" type="checkbox"/>			
PR-0987-N3-00 <input type="checkbox"/>			

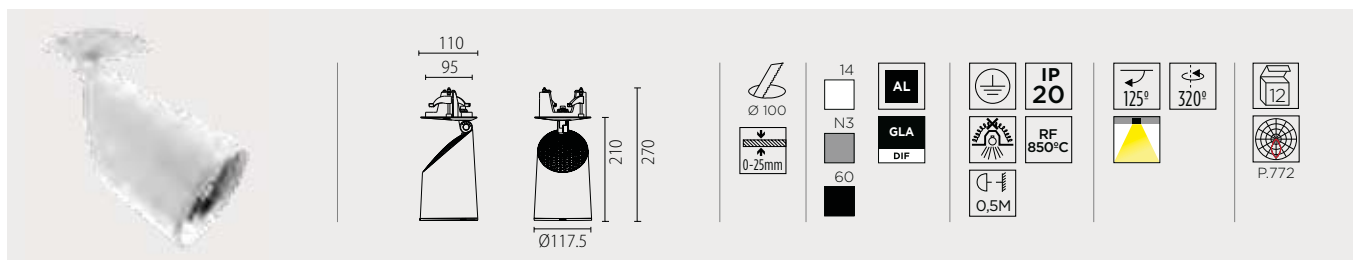
Accesorios / Accessories / Accessoires / Zubehöre / Accessori / Acessórios / Аксессуары / Akcesoria



ACT-9135-60-00 HIT-T



VIAX E



QR-111

G53

PR-0924-14-00 PR-0924-60-00 PR-0924-N3-00

max.100W



HIT-T

G12

PR-0927-14-00 PR-0927-60-00 PR-0927-N3-00 PR-0928-14-00 PR-0928-60-00 PR-0928-N3-00 PR-0929-14-00 PR-0929-60-00 PR-0929-N3-00 PR-0930-14-00 PR-0930-60-00 PR-0930-N3-00 PR-0931-14-00 PR-0931-60-00 PR-0931-N3-00 PR-0932-14-00 PR-0932-60-00 PR-0932-N3-00

35W

70W



10°

24°

45°

10°

24°

45°

AR-111 LED

GU10 (max. H=100 mm)

PR-0941-14-00 PR-0941-60-00 PR-0941-N3-00

max. 15W

-



Accesorios / Accessories / Accessoires / Zubehöre / Accessori / Acessórios / Аксессуары / Aksesoria

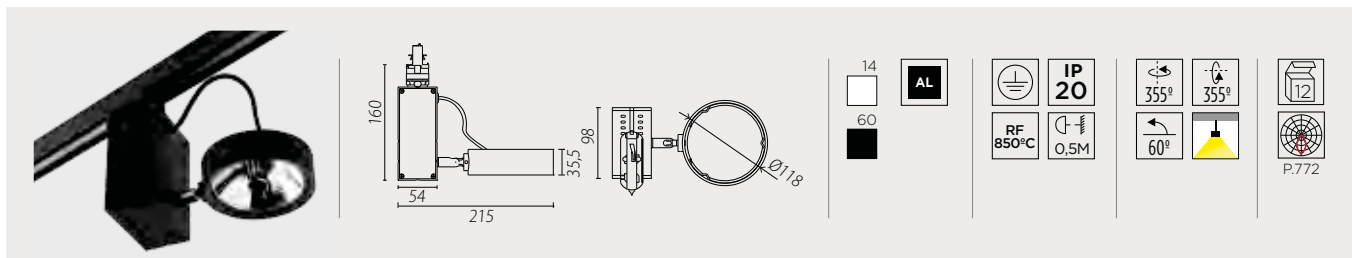


ACT-9135-60-00 HIT-T





KEY

**QR-111**

G53

A++ >>> C

35-1559-14-00	<input type="checkbox"/>	max.100W	E Lc 220V 240V	09-14
35-1559-60-00	<input checked="" type="checkbox"/>			

CDM-R111

GX8.5

A++ >>> C

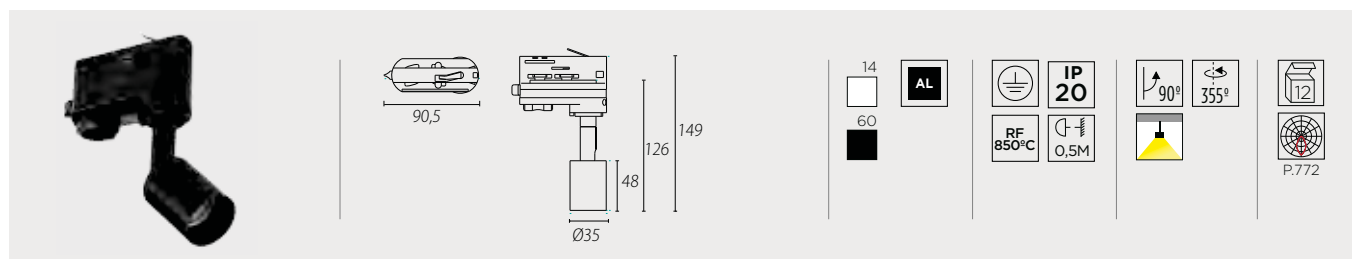
35-1557-14-00	<input type="checkbox"/>	35W	E 220V 240V	15-20
35-1557-60-00	<input checked="" type="checkbox"/>			
35-1558-14-00	<input type="checkbox"/>	70W		
35-1558-60-00	<input checked="" type="checkbox"/>			

AR-111 LED

GU10

A+ > A

35-1565-14-00	<input type="checkbox"/>	max. 15W	-	22-25
35-1565-60-00	<input checked="" type="checkbox"/>			

**AR-111 / QPAR-16**

GU10

A++ >>> C

35-2898-14-00	<input type="checkbox"/>	max.75W	-	-	1-8 21-25
35-2898-60-00	<input checked="" type="checkbox"/>				

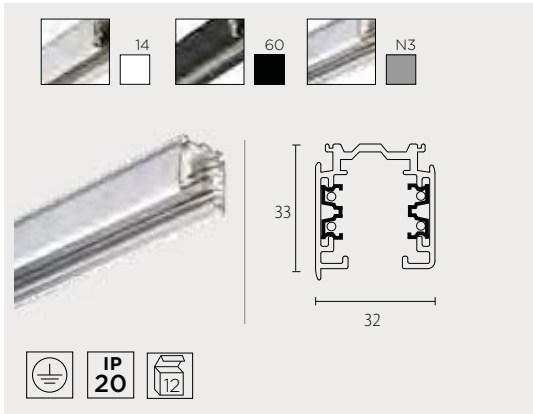
Accesorios / Accessories / Accessoires / Zubehöre / Accessori / Acessórios / Аксессуары / Аксесорія

**ACT-9105-14-00****ACT-9105-60-00****ACT-9106-14-00****ACT-9106-60-00**

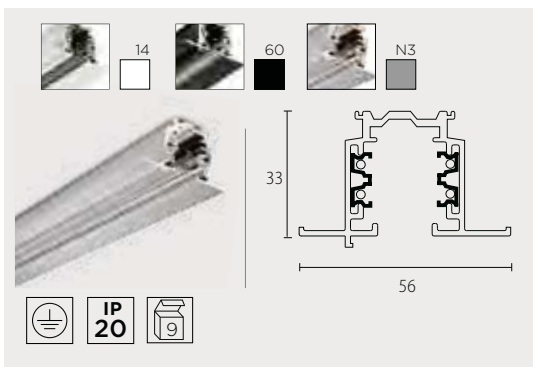
+

ACT-9105-14-00**ACT-9105-60-00**

CARRILES / TRACKS



CR-0323-14-00	<input type="checkbox"/>	1000 mm	Carril trifásico Three-circuit track Rail triphasé 3-Phasen-Schiene
CR-0323-60-00	<input checked="" type="checkbox"/>		
CR-0323-N3-00	<input checked="" type="checkbox"/>		
CR-0324-14-00	<input type="checkbox"/>	2000 mm	Binario trifásico Calha trifásico Трёхфазный шинопровод Trójfazowa szyna
CR-0324-60-00	<input checked="" type="checkbox"/>		
CR-0324-N3-00	<input checked="" type="checkbox"/>		
71-3285-14-00	<input type="checkbox"/>	3000 mm	
71-3285-60-00	<input checked="" type="checkbox"/>		
71-3285-N3-00	<input checked="" type="checkbox"/>		



CR-0337-14-00	<input type="checkbox"/>	1000 mm	Carril trifásico para montaje empotrado Three-circuit track for recessed mounting Rail électrifié triphasé à montage encastré 3-Phasen-Schiene Einbau
CR-0337-60-00	<input checked="" type="checkbox"/>		
CR-0337-N3-00	<input checked="" type="checkbox"/>		
CR-0338-14-00	<input type="checkbox"/>	2000 mm	Binario trifásico per montaggio ad incasso Calha trifásica para montagem encastrada Трёхфазный шинопровод для встроенного монтажа Trójfazowa szyna do wbudowania
CR-0338-60-00	<input checked="" type="checkbox"/>		
CR-0338-N3-00	<input checked="" type="checkbox"/>		

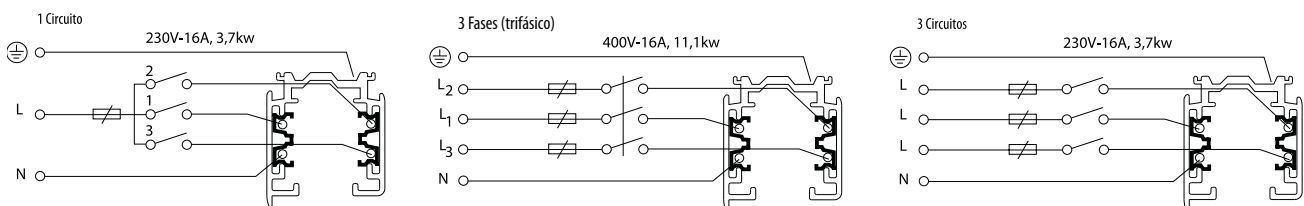
ACT-9165-48-00

1m= 1 kit / 2m= 2 kits

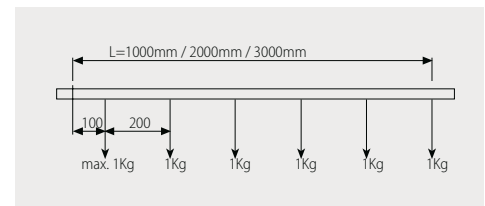
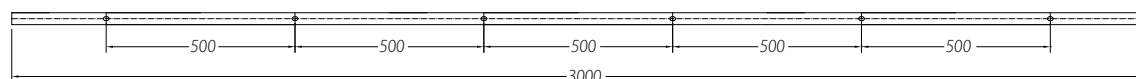
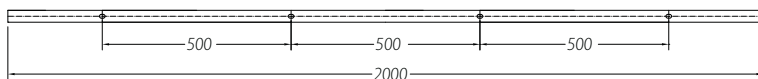
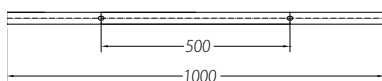


Kit para empotrar (2 unidades/ref)
Recessed kit (2 units/ref)
Kit d'encastrement (2 unités/réf)
Einbaukit (2 Stk/Ref)
Kit per incasso (2 unità/rif)
Kit para encastrar (2 unidades/ref)
Набор для встроенного монтажа (2 шт/артикул)
Zestaw do wbudowania (2 sztuki/ref.)

Esquema de conexión / Connection scheme / Schéma de branchement / Schaltbild / Schema di connessione / Esquema de ligação / Схема подсоединения / Schemat montażowy



Distancia recomendada entre fijaciones / Recommended distance for fixations / Distance recommandée entre les fixations / Empfohlener Abstand zwischen Befestigungen / Distanza consigliata fra punti di fissaggio / Distância recomendada entre fixações / Рекомендованное расстояние между деталями крепежа / Zalecana odległość pomiędzy zamocowaniami





Elementos de fijación y accesorios / Installation accessories/ Éléments de fixation et accessoires / Befestigungselemente und Zubehör / Elementi di fissaggio e accessori / Elementos de fixação e acessórios / Elementy mocujące i akcesoria / Крепелж и аксессуары



CR-0333-14-00
CR-0333-N3-00

Para piezas de fijación directa a falsos techos.
For direct mounting on false ceilings.
Destiné à la fixation directe sur faux plafonds.
Für Teile zur direkten Befestigung an Zwischendecken.
Per l'installazione diretta su controsoffitti.
Para fixação direta a tetos falsos/
Для светильников, монтируемых непосредственно в подвесные потолки /
Dla elementów bezpośrednio mocowanych do podwieszanych sufitów/

4 unidades/ref / 4 units/ref / 4 unités/ref /
4 Stk/Ref / 4 unità/rif / 4 unidades/Ref /
4 штуки/артикул / 4 sztuki/ref.



CR-0334-14-00
CR-0334-N3-00

Suspensión con toma de corriente /
Suspension with mains supply /
Suspension avec prise d'alimentation /
Aufhängung mit Stromanschluss /
Sospensione con presa di corrente /
Suspensão com tomada de corrente /
Подвесной монтаж с включением в сеть /
Zawieszanie z elementem zasilającym prądu /



CR-0335-00-00

Herramienta de doblado /
Ending tool needed after cutting the track./
Outil de pliage nécessaire après la coupe du rail.
Biegewerkzeug.
Atrezzo necessario dopo aver tagliato il binario.
Ferramenta de dobragem./
Инструмент для сгибания /
Narzędzie do zaginania/



CR-0336-14-00
CR-0336-N3-00

Sirga de acero / Steel cable / Câble de suspension en acier / Stahlkabel / Cavo in acciaio / Cabo de suspensão em aço / Подвесной монтаж (1.300mm) / Stalowa linka

2 unidades/ref / 2 units/ref / 2 unités/ref /
2 Stk/Ref / 2 unità/rif / 2 unidades/Ref /
2 штуки/артикул / 2 sztuki/ref.

Accesorios de conexión / Connection accessories / Accessoires de connexion / Anschlusszubehöre / Accessori di connessione / Acessórios de ligação / Аксессуары для подключения / Akcesoria łączące



CR-0325-14-00

Acometida izquierda /
Mains connector (left) /
Connecteur d'alimentation gauche /
Anschluss links /



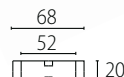
CR-0325-60-00

Allacciamento sinistro /
Conector de alimentação esquerdo /
Токопровод левый /
Lewe zasilanie/



CR-0328-14-00

Conector continuidad /
Straight connector /
Connecteur de continuité /
Stecker Durchgängigkeit /



CR-0328-60-00

Connettore di continuità /
Conector de continuidade /
Токопровод центральный /
Złącza liniowa/



CR-0326-14-00

Acometida derecha /
Mains connector (right) /
Connecteur d'alimentation droit /
Anschluss rechts /



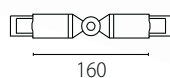
CR-0326-60-00

Allacciamento destro /
Conector de alimentação direito /
Токопровод правый /
Prawe zasilanie/



CR-0329-14-00

Conector ajustable /
Adjustable connector /
Connecteur réglable /
Verstellbarer Stecker /



CR-0329-60-00

Connettore regolabile /
Conector regulável /
Токопровод поворотный регулируемый /
Złącza regulowana/



CR-0327-14-00

Tapa final / 2 unidades/ref
End cap / 2 units/ref
Cache final / 2 unités/ref
Endkappe / 2 Stk/Ref



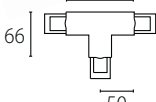
CR-0327-60-00

Cappuccio finale / 2 unità/rif
Торо final / 2 unidades/Ref
Торцевая заглушка / 2 штуки/артикул
Zaslepka / 2 sztuki/ref.



CR-0331-14-00

Conector "T" izquierdo /
"T" connector left /
Connecteur en « T » gauche /
T-Stecker links /



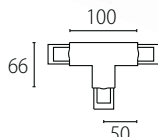
CR-0331-60-00

Connettore a "T" sinistro /
Conector "T" esquerdo /
Токопровод Т-образный левый /
Lewa złączka w kształcie T /



CR-0332-14-00

Conector "T" derecho /
"T" connector right /
Connecteur en « T » droit /
T-Stecker rechts /



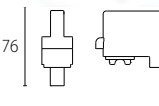
CR-0332-60-00

Connettore a "T" destro /
Токопровод Т-образный правый /
Prawa złączka w kształcie T /



71-2232-14-14


Conector de carril /
Track connector /
Connecteur de rail /
Schienenstecker /



71-2232-60-60


Collegamento binari /
Conector de calha /
Соединитель шины /
Złącznik szyny


TECHNICAL



	P. 110	P. 106	P. 100	P. 88	P. 90	P. 89	P. 86	P. 113	P. 98	P. 94
Ø 61-70mm				■	■					
Ø 71-80mm					■	■	■	■	■	
Ø 81-90mm				■						■
Ø 91-100mm				■						
Ø 111-120mm										■
Ø 121-130mm										
Ø 131-140mm										
Ø 141-150mm										
Ø 151-160mm										
Ø 161-170mm										
Ø 171-180mm										
Ø 181-190mm										
Ø 191-200mm									■	■
Ø 201-210mm										
Ø 211-220mm										
Ø 221-230mm										
Ø 231-240mm										
QR-111/G53 100W									■	■
QR-CBC51/GU5.3 50W				■	■	■	■		■	■
HIT-T/G12										
HIT-TC/G8.5 70W										
G24q 18/26W										
G24d 18/26W										
E-27										
AR-111/GU10									■	■
MR16/GU5.3				■	■	■	■		■	■
QPAR16/GU10				■			■		■	■
LED		Max.3,2W	Max.7/13W	Max.7/13W				5,5W		
LED Zhaga										
Fijo/ Fixed	■	■	■	■	■	■		■	■	■
Orientable / Adjustable	■	■		■			■		■	■
IP20										
IP23				■			■		■	■
IP40										
IP43										
IP44								■		
IP54	■	■	■		■					
IP65						■				
		■ (1)	■ (1)					■		

TECHNICAL



	P. 110	P. 106	P. 90	P. 86	P. 91	P. 91	P. 91
Ø 61-70mm			■				
Ø 71-80mm			■	■	■	■	■
Ø 81-90mm							
81-90mm x 61-70mm							
101-110mm x 101-110mm							
121-130mm x 121-130mm							
151-160mm x 151-160mm							
161-170mm x 161-170mm							
171-180mm x 61-70mm							
201-210mm x 101-110mm							
201-210mm x 201-210mm							
211-220mm x 211-220mm							
231-240mm x 231-240mm							
251-260mm x 151-160mm							
291-300mm x 151-160mm							
291-300mm x 291-300mm							
301-310mm x 101-110mm							
301-310mm x 151-160mm							
311-320mm x 161-170mm							
311-320mm x 311-320mm							
441-450mm x 151-160mm							
451-460mm x 161-170mm							
591-600mm x 591-600mm							
QR-111/G53	100W						
CDM-R111/GX8.5	70W						
QR-CBC51/GU5.3	50W		■	■	■	■	■
HIT-TC G8.5							
AR-111/GU10							
MR16/GU5.3			■	■	■	■	■
QPAR16/GU10			■	■	■		■
LED		Max.3,2W	Max.7/13W				
LED Zhaga							
Fijo/ Fixed	■	■	■		■	■	■
Orientable/ Adjustable	■	■		■			
IP20							
IP23				■	■	■	
IP40							
IP44							
IP54	■	■	■				
IP65							■
							■ (1)



+



EIS
P.90



DOMÉ
P.94



MULTIDIR EVO S
P.135



GES
P.96



CAMALEON
P.99



PAT
P.86



SPLIT
P.89



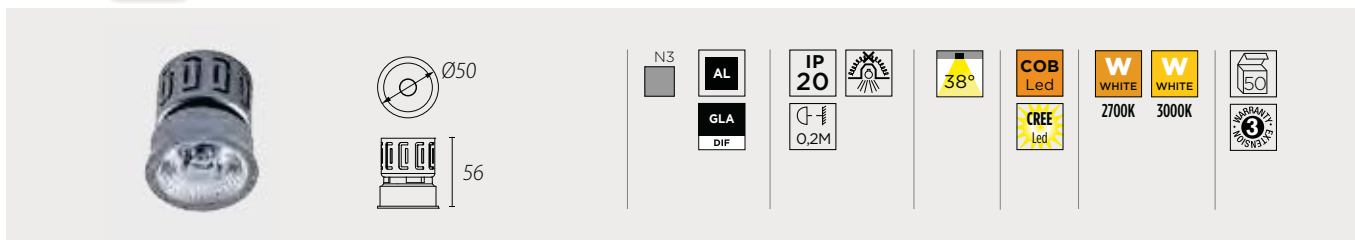
TRIMIUM MINI
P.88



FÓRMULA
P.91

IN


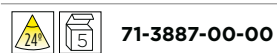
NEW

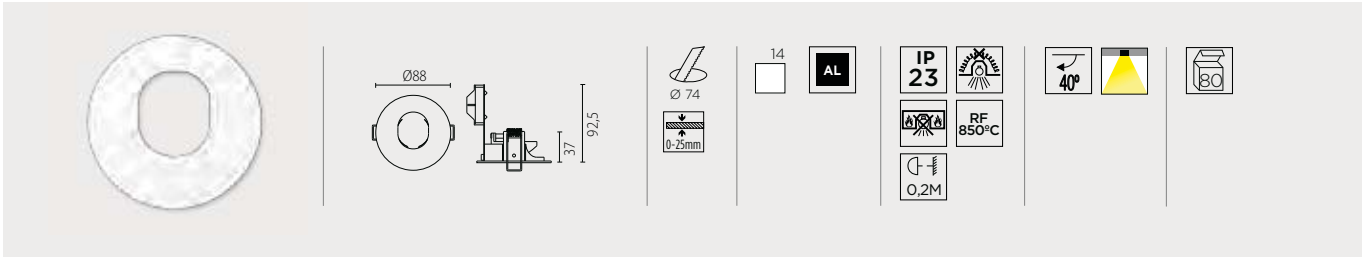


LED

	71-4032-N3-M2 <input type="checkbox"/>	600lm	2700K	-	-	7W	
	71-4033-N3-M2 <input type="checkbox"/>		3000K				
	71-3885-N3-M2 <input type="checkbox"/>	max. 600lm	2700K		max. 700mA	max. 7W	
	71-3886-N3-M2 <input type="checkbox"/>		3000K				

Accesorios / Accessories / Accessoires / Zubehöre / Accessori / Acessórios / Аксессуары / Akcesoria





QR-CBC51 / MR16

GU5.3
A++ >>> C

DN-1697-14-00

QR-CBC51 / MR16

max.50W



12V



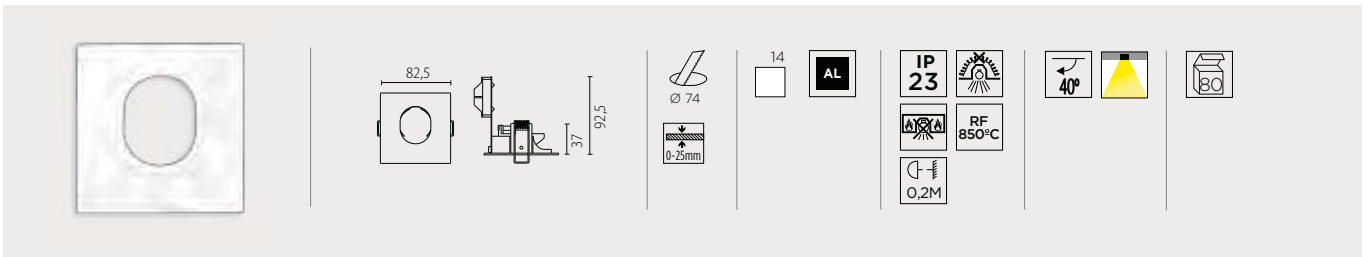
QPAR-16

GU10
A++ >>> C

QPAR-16

-

-



QR-CBC51 / MR16

GU5.3
A++ >>> C

DN-1698-14-00

QR-CBC51 / MR16

max.50W



12V



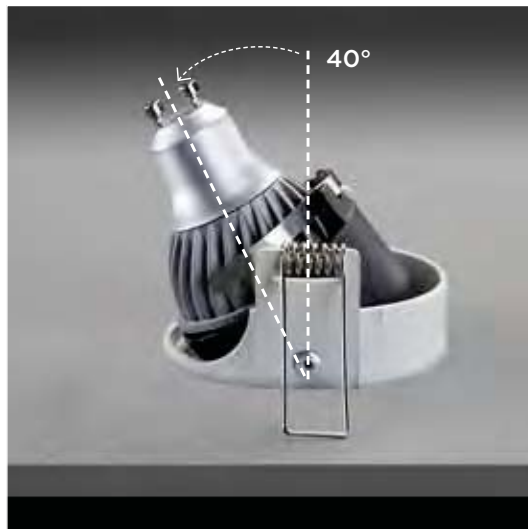
QPAR-16

GU10
A++ >>> C

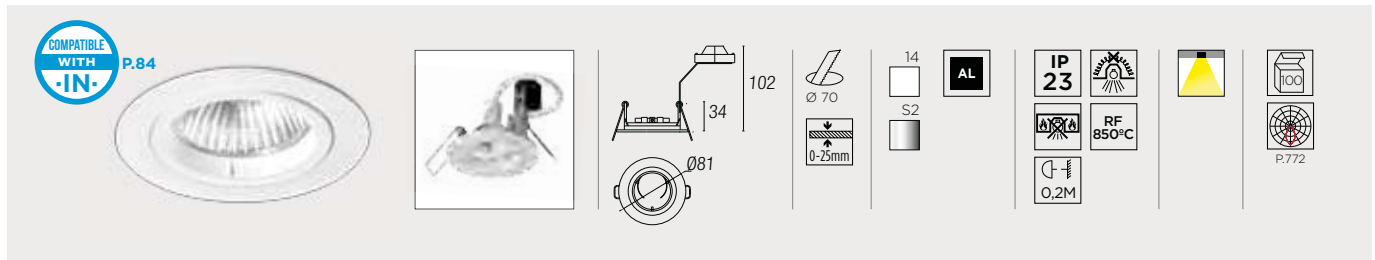
QPAR-16

-

-



TRIMIUM MINI



QR-CBC51 / MR16

GU5.3

DN-0522-14-00



max.50W



12V



DN-0522-S2-00



QPAR-16

GU10

DN-0525-14-00



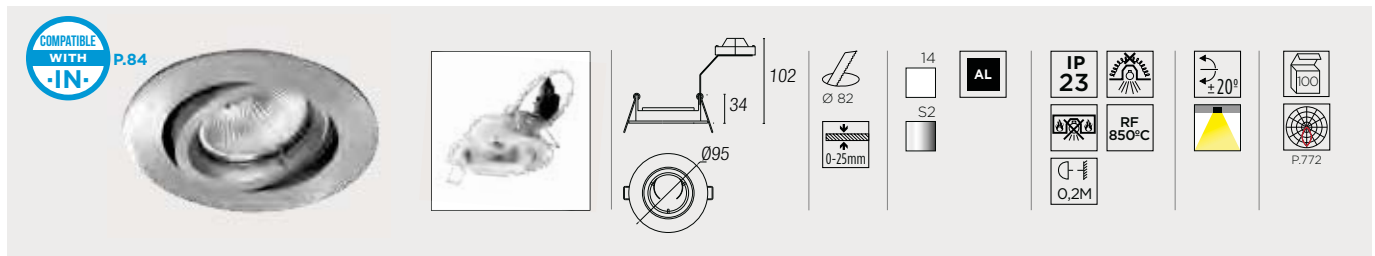
max.50W

-

-



DN-0525-S2-00



QR-CBC51 / MR16

GU5.3

DN-0521-14-00



max.50W



12V



DN-0521-S2-00



QPAR-16

GU10

DN-0526-14-00



max.50W

-

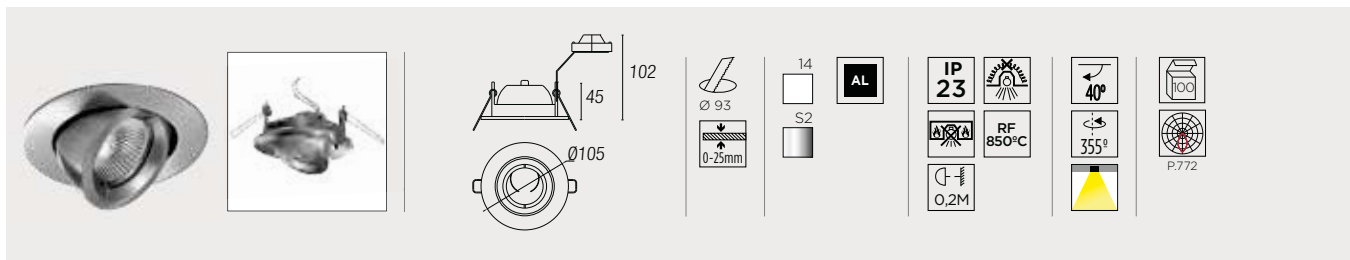
-



DN-0526-S2-00



TRIMIUM MINI



QR-CBC51 / MR16

GU5.3 (max. H=50 mm)



DN-0520-14-00 <input type="checkbox"/>	max.50W	P.783	12V	1-8
DN-0520-S2-00 <input type="checkbox"/>				



QPAR-16

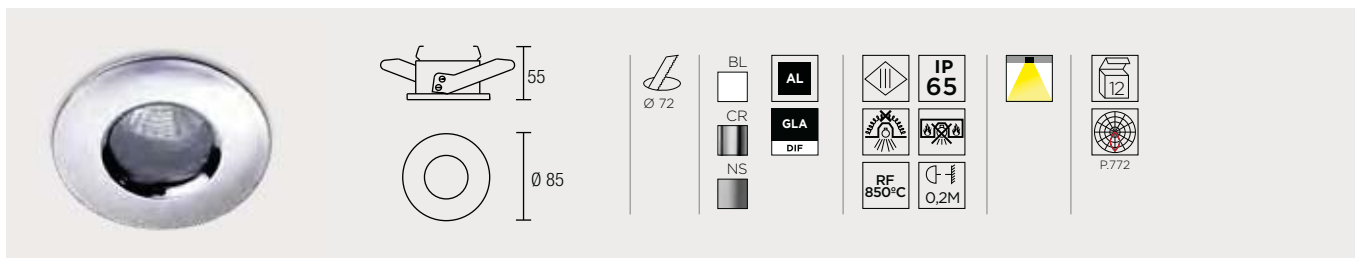
GU10 (max. H=57 mm)



DN-0527-14-00 <input type="checkbox"/>	max.50W	-	-	21
DN-0527-S2-00 <input type="checkbox"/>				



SPLIT



QR-CBC51 / MR16

GU5.3



320-BL <input type="checkbox"/>	max.50W	P.783	12V	1-8
320-CR <input type="checkbox"/>				
320-NS <input type="checkbox"/>				

SPLIT

Accesorios / Accessories / Accessoires / Zubehöre / Accessori / Acessórios / Аксессуары / Akcesoria

71-4396-00-00	Kit GU10
----------------------	----------

EIS



QR-CBC51 / MR16

GU5.3



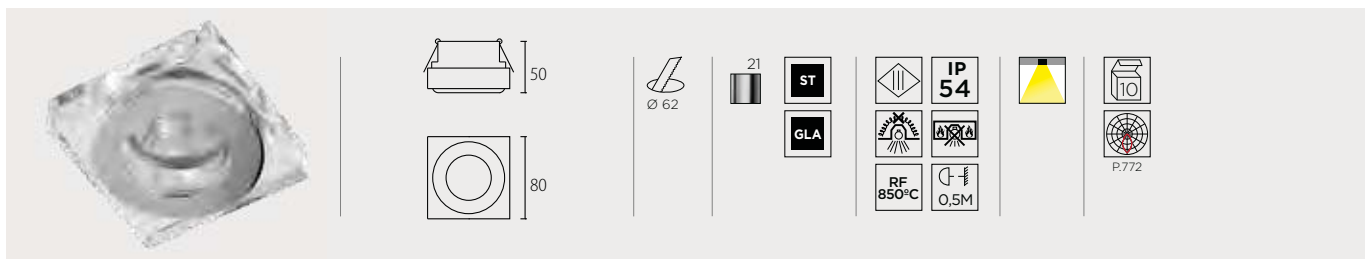
90-1689-21-37



max.50W



12V



QR-CBC51 / MR16

GU5.3



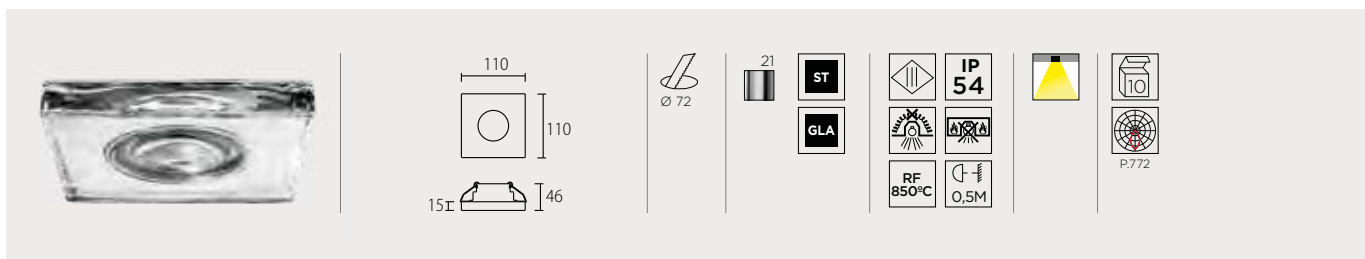
90-1690-21-37



max.50W



12V



QR-CBC51 / MR16

GU5.3



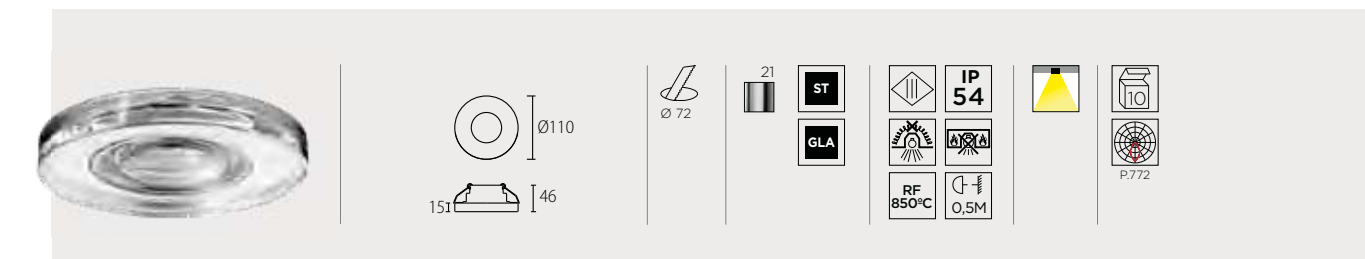
90-1792-21-37



max.50W



12V



QR-CBC51 / MR16

GU5.3



90-1789-21-37



max.50W



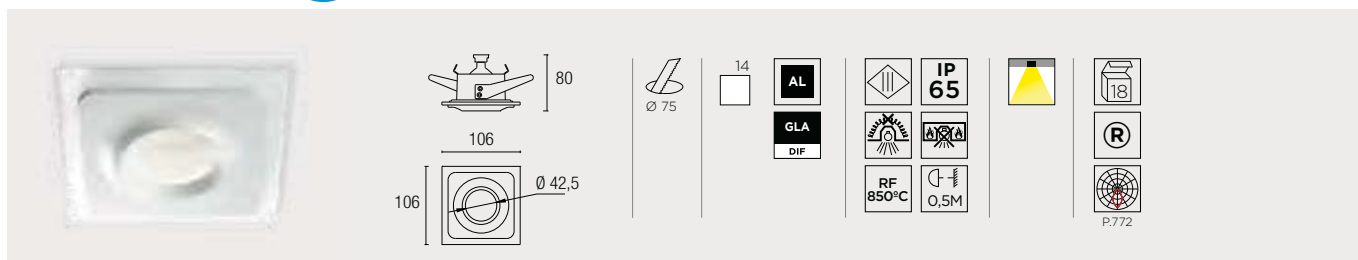
12V



EIS

Accesorios / Accessories / Accessoires / Zubehöre / Accessori / Acessórios / Аксессуары / Akcesoria

71-4396-00-00	Kit GU10
---------------	----------



QR-CBC51 / MR16

GU5.3

A++ >>> C

90-4349-14-B9



max.50W



12V

1-8

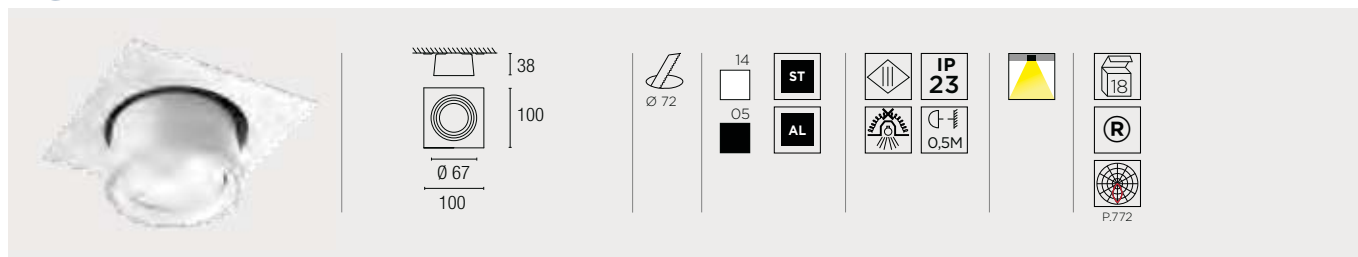
FÓRMULA

Accesorios / Accessories / Accessoires / Zubehöre / Accessori / Acessórios / Аксессуары / Aksesoria

71-4396-00-00

Kit GU10

ZOE



QR-CBC51 / MR16

GU5.3 (max. H=50 mm)

A++ >>> C

90-4350-05-05



max.50W



12V

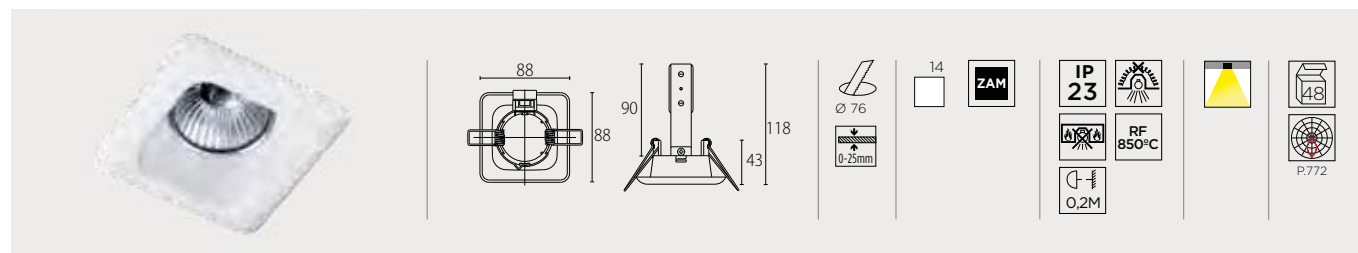
1-8

90-4350-14-14



2 aros de colores incluidos
2 coloured rings included
2 anneaux de couleur fournis
2 farbige Ringe inklusive
2 anelli colorati inclusi
2 aros coloridos incluidos
В комплект входят 2 цветных кольца
Obřecze w 2 kolorach w komplecie

MINI EVOLUTION



QR-CBC51 / MR16

GU5.3

A++ >>> C

DM-1107-14-00



QR-CBC51 / MR16

max.50W



12V



1-8

QPAR-16

GU10

A++ >>> C

QPAR-16

-

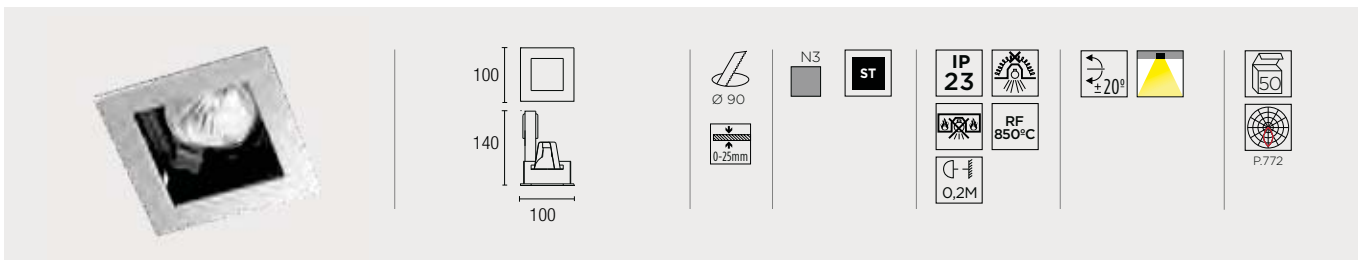
-



21



MINI


QR-CBC51 / MR16

GU5.3 (max. H=60 mm)

A++ >>> C


DM-1105-N3-00


max.50W


12V

1-8

QPAR-16

GU10 (max. H=57 mm)

A++ >>> C



DM-1106-N3-00


max.50W

-

-

21


QR-CBC51 / MR16

GU5.3

(max. H=60 mm)

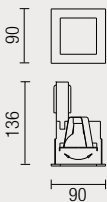
A++ >>> C

DM-0048-N3-00


max.50W


12V

1-8

 QR-CBC51
≤35W


83 x 70



Accesorios / Accessories / Accessoires / Zubehöre / Accessori / Acessórios / Аксессуары / Акcesoria

ACT-1111-00-00

Kit GU10


QR-CBC51 / MR16

GU5.3

(max. H=60 mm)

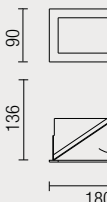
A++ >>> C

DM-0049-N3-00


max.50W


12V

1-8

 QR-CBC51
≤35W


173 x 70



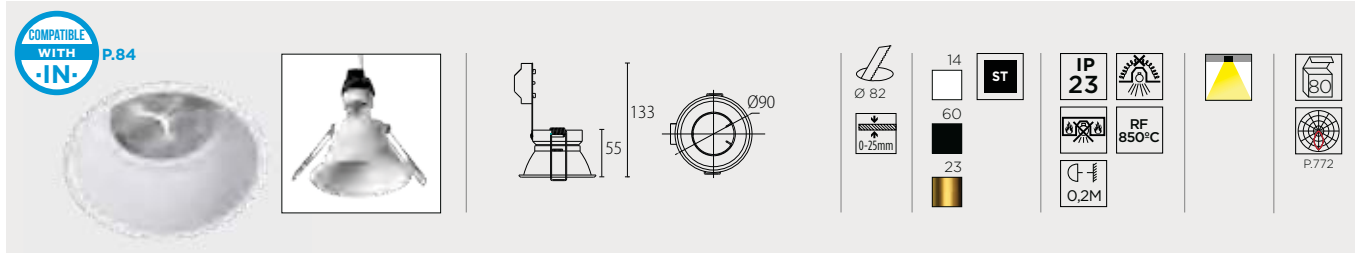
Accesorios / Accessories / Accessoires / Zubehöre / Accessori / Acessórios / Аксессуары / Акcesoria

ACT-1111-00-00

Kit GU10



DOME



QR-CBC51 / MR16

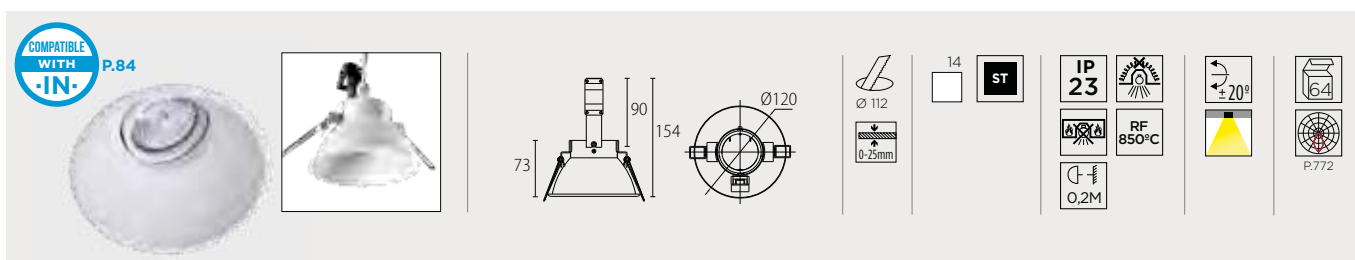
GU5.3



QPAR-16

GU10

DN-1600-14-00 <input type="checkbox"/>	QR-CBC51 / MR16	max.50W	P.783	12V		1-8
DN-1600-60-00 <input checked="" type="checkbox"/> NEW	QPAR-16		-	-		21
DN-1600-23-00 <input checked="" type="checkbox"/> NEW						



QR-CBC51 / MR16

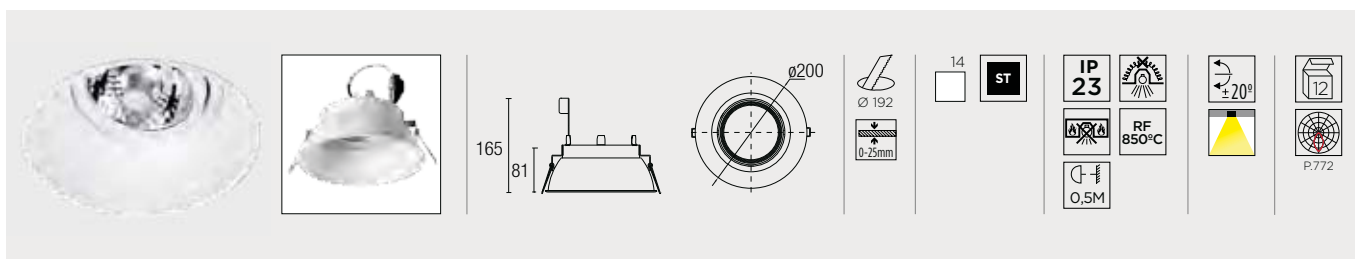
GU5.3



QPAR-16

GU10

DN-1601-14-00 <input type="checkbox"/>	QR-CBC51 / MR16	max.50W	P.783	12V		1-8
	QPAR-16		-	-		21



QR-111 / AR-111 LED

G53



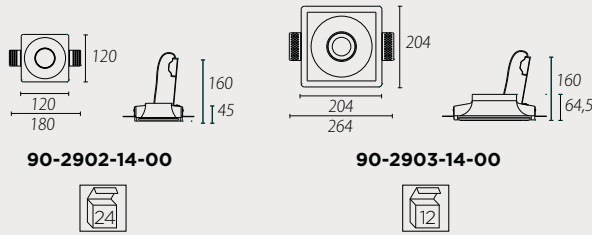
DN-1602-14-00 <input type="checkbox"/>	max.100W	P.783	12V		9-14 / 22-25
---	----------	-------	-----	--	--------------

AR-111 LED

GU10



DN-1651-14-00 <input type="checkbox"/>	max.15W	-	-		22-25
---	---------	---	---	--	-------



QR-CBC51 / MR16

GU5.3



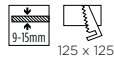
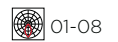
90-2902-14-00



max. 35W



12V



125 x 125



QR-CBC51 / MR16

GU5.3



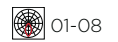
90-2903-14-00



max. 50W



12V



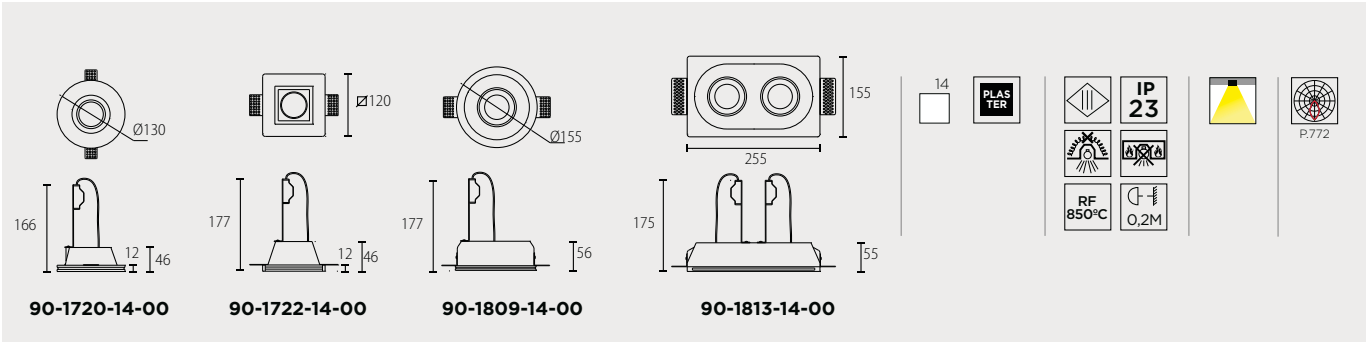
210 x 210

Accesorios / Accessories / Accessoires / Zubehöre / Accessori / Acessórios / Аксессуары / Akcesoria

71-1881-00-00	Kit GU10
----------------------	----------



Se recomienda el uso de un sellador flexible para evitar posibles fisuras y/o la acumulación de suciedad.
 It is recommended that a flexible sealant is used to prevent potential cracks and/or build-up of dirt.
 Il est conseillé d'utiliser un produit d'étanchéité flexible pour éviter d'éventuelles fissures et/ou l'accumulation d'impuretés.
 Es wird empfohlen, eine flexible Dichtung zu verwenden, um mögliche Risse und/oder die Ansammlung von Schmutz zu vermeiden.
 Raccogliamo l'uso di un collante flessibile onde evitare possibili crepature e/o l'accumulazione di sporcizia.
 Recomenda-se que a junta de se faça com material flexível para evitar possíveis fissuras e/ou acumulação de sujidade.
 Рекомендуется использовать мягкий герметик для избежания трещин и загрязнений.
 Zaleca się użycie elastycznego środka uszczelniającego dla uniknięcia ewentualnych szczelin i/lub gromadzenia się brudu.



90-1720-14-00

90-1722-14-00

90-1809-14-00

90-1813-14-00



QR-CBC51 / MR16

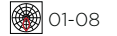
GU5.3

90-1720-14-00

max. 35W



12V



QR-CBC51 / MR16

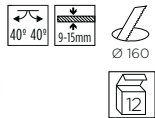
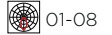
GU5.3

90-1722-14-00

max. 35W



12V



QR-CBC51 / MR16

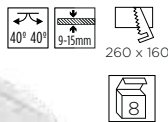
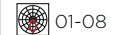
GU5.3

90-1809-14-00

max. 50W



12V



QR-CBC51 / MR16

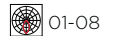
GU5.3

90-1813-14-00

max. 50W



12V



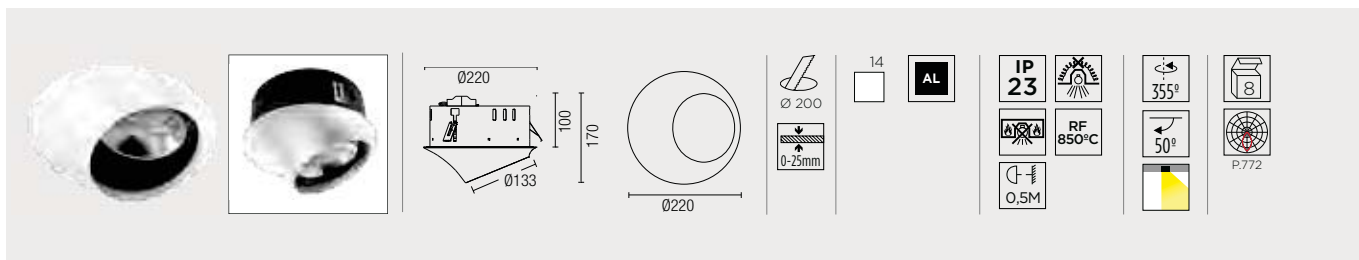
Accesorios / Accessoires / Accessoires / Zubehöre / Accessori / Acessórios / Аксессуары / Akcesoria

71-1881-00-00	Kit GU10
---------------	----------



SITA MURT STORE. BARCELONA, SPAIN

CAMALEON



QR-111 / AR-111 LED

G53 (max. H=100 mm)



DN-1302-14-00

max. 100W



P.783

12V



09-14 / 22-25

A++ >>> C

AR-111 LED

GU10 (max. H=100 mm)



DN-1650-14-00

-

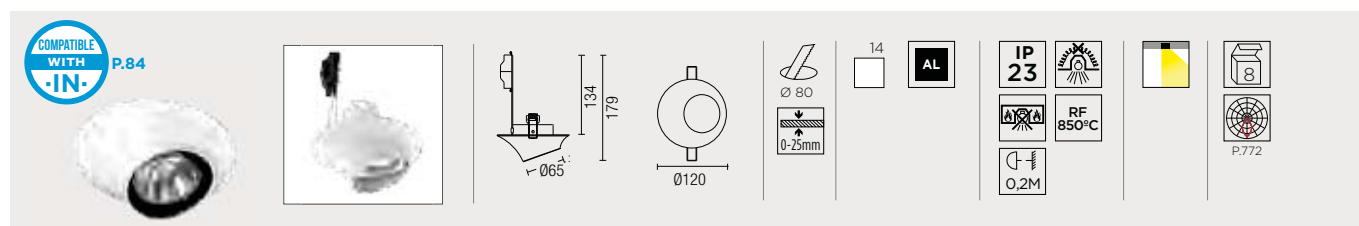
-

-



22-25

A+ >> A



QR-CBC51 / MR16

GU5.3 (max. H=60 mm)



DN-1304-14-00

QR-CBC51 / MR16

max.50W



P.783

12V



1-8

A++ >>> C

QPAR-16

GU10 (max. H=57 mm)



DN-1304-14-00

QPAR-16

max.50W



P.783

12V



1-8

A++ >>> C

QPAR-16

GU10 (max. H=57 mm)



DN-1304-14-00

QPAR-16

max.50W

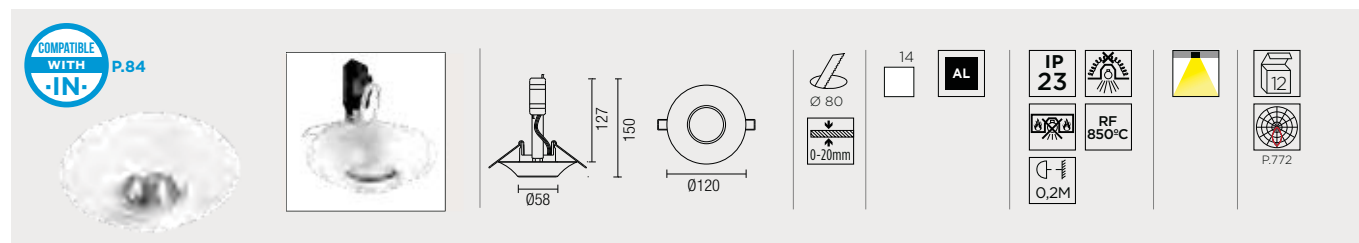


P.783

12V



1-8



QR-CBC51 / MR16

GU5.3



DN-1303-14-00

QR-CBC51 / MR16

max.50W



P.783

12V



1-8

A++ >>> C

QPAR-16

GU10



DN-1303-14-00

QPAR-16

max.50W




P.783

12V




1-8

A++ >>> C



PLAY DECO





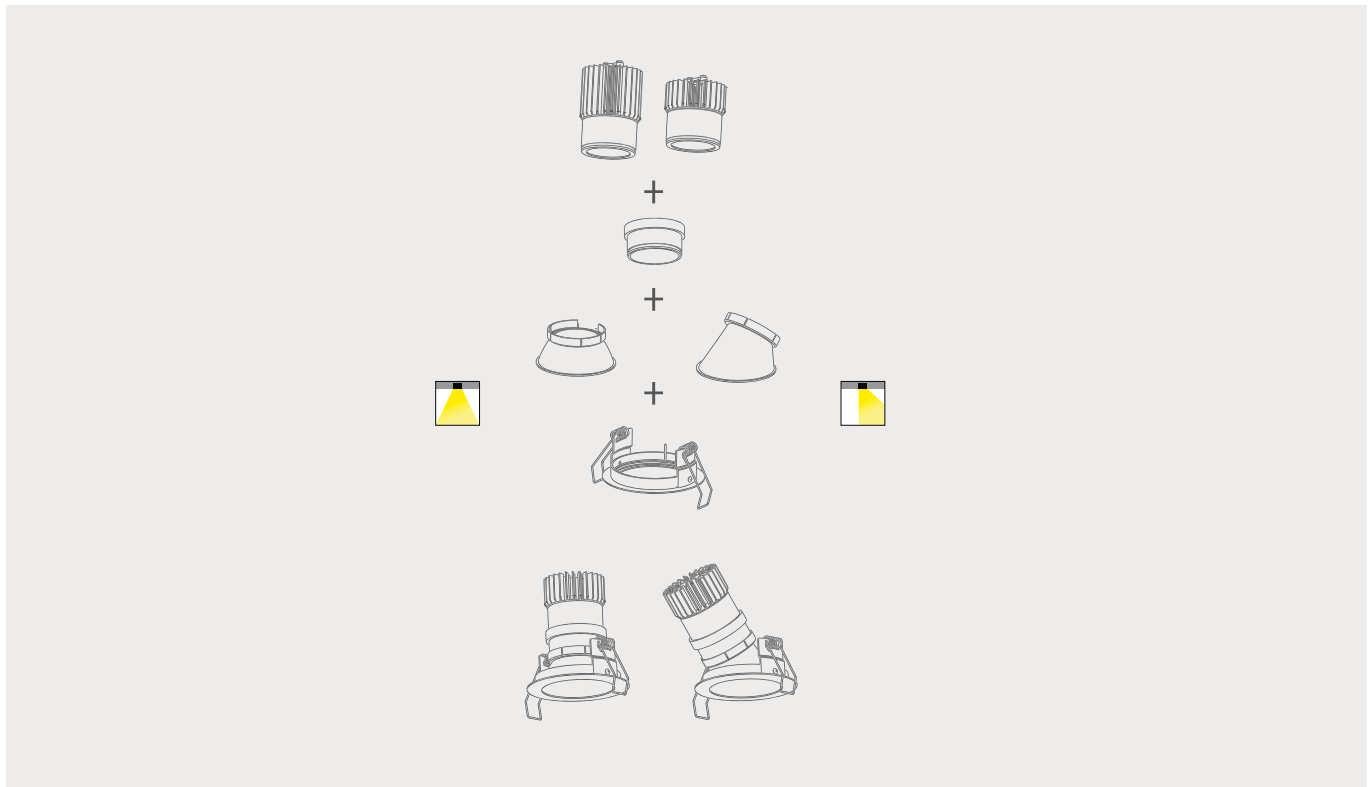
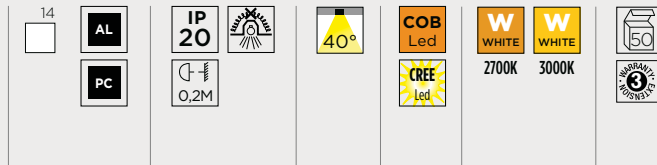
PLAY DECO

WALLWASHER



PLAY DECO

NEW



LED

A++ >> A

71-4030-14-37	<input type="checkbox"/>	600lm	2700K	-	-	7W	
71-2909-14-37V1	<input type="checkbox"/>		3000K				
71-3878-14-37	<input type="checkbox"/>	max. 600lm	2700K			max.7W	<p>P.774</p>
71-3225-14-37	<input type="checkbox"/>		3000K				



LED

A++ >> A

71-4031-14-37	<input type="checkbox"/>	1325lm	2700K	-	-	13W	
71-3226-14-37V1	<input type="checkbox"/>		3000K				
71-3881-14-37	<input type="checkbox"/>	max. 1325lm	2700K			max.13W	<p>P.774</p>
71-3882-14-37	<input type="checkbox"/>		3000K				



	71-3283-00-00
	71-3284-00-00

PLAY DECO



7W



13W


 OPCIONAL /
OPTIONAL

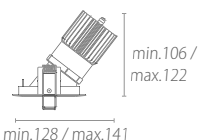
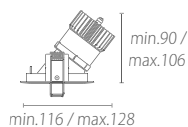

26,5

71-4754-60-00 ■

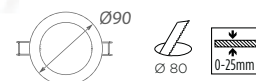
 Confort visual/ Visual Comfort/
Confort visuel/ Sichtkomfort/
Conforto visivo/ Conforto visual/
Визуальный комфорт/ Komfort
wizualny

71-4752-14-00 □

71-4752-23-00 ■


71-4752-60-00 ■

71-4753-14-00 □





71-4753-23-00 ■

71-4753-60-00 ■

71-4751-14-00 □

71-4751-60-00 ■


PLAY





PLAY NEW

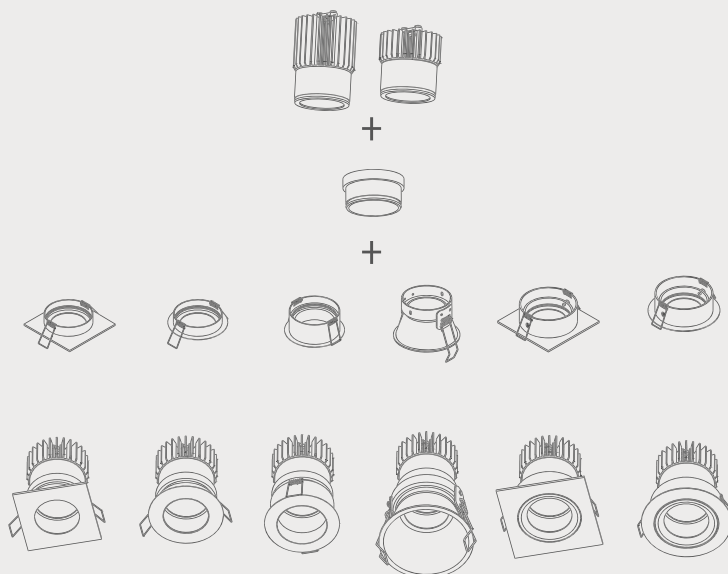


7W



13W

14



LED

A++ >> A

71-4030-14-37 <input type="checkbox"/>	600lm	2700K	-	-	7W	
71-2909-14-37V1 <input type="checkbox"/>		3000K				
71-3878-14-37 <input type="checkbox"/>	max. 600lm	2700K			max.7W	
71-3225-14-37 <input type="checkbox"/>		3000K				



LED

A++ >> A

71-4031-14-37 <input type="checkbox"/>	1325lm	2700K	-	-	13W	
71-3226-14-37V1 <input type="checkbox"/>		3000K				
71-3881-14-37 <input type="checkbox"/>	max. 1325lm	2700K			max.13W	
71-3882-14-37 <input type="checkbox"/>		3000K				



71-3283-00-00

71-3284-00-00

PLAY



OPCIONAL /
OPTIONAL



71-4754-60-00 ■

Confort visual/ Visual Comfort/ Confort visuel/ Sichtkomfort/
Comfort visivo/ Conforto visuale/ Визуальный комфорт/
Komfort wizualny



71-2910-14-00 □

71-2910-AF-00 ■ **NEW**



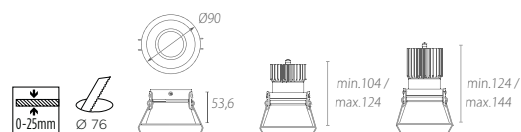
71-2911-14-00 □

71-2911-AF-00 ■ **NEW**

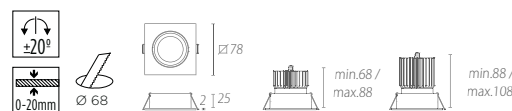


71-2912-14-00 □

71-2912-AF-00 ■ **NEW**

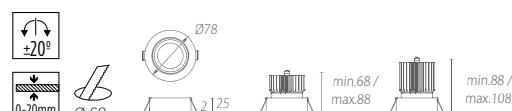


71-2913-14-00 □



71-2914-14-00 □

71-2914-AF-00 ■ **NEW**



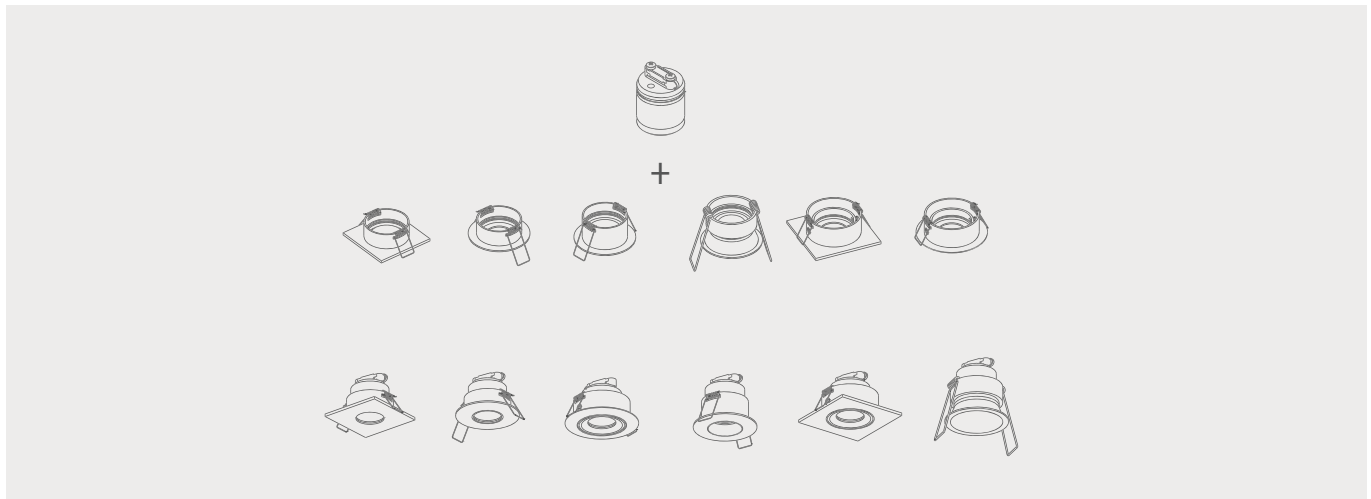
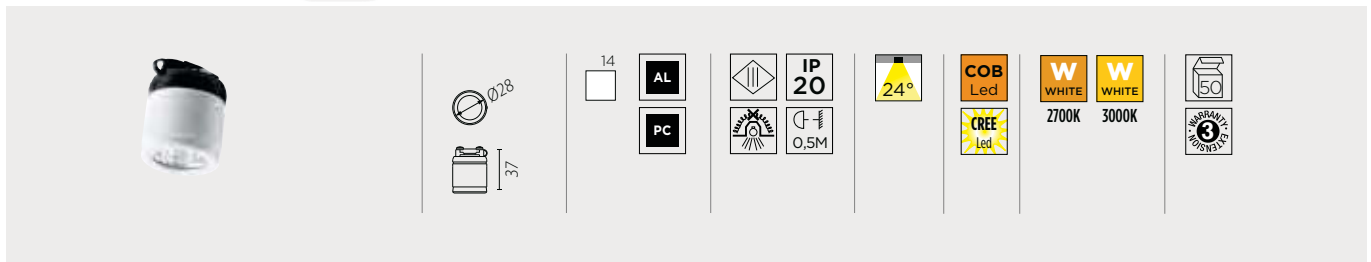
71-2915-14-00 □

71-2915-AF-00 ■ **NEW**

71-2915-21-00 ■ **NEW**

MINI PLAY

NEW

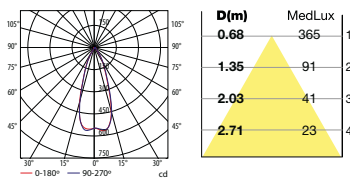


LED

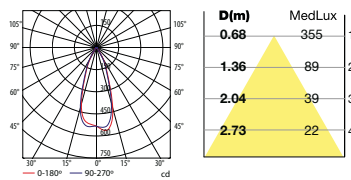
A++ >> A	71-3816-14-M2 <input type="checkbox"/>	max.310lm	2700K	PL 0-10V Dimming	max. 350mA	max.3,2W	 P.774
	71-3817-14-M2 <input type="checkbox"/>		3000K				

	71-3818-00-00
--	----------------------

LED 2700K 40° 3,2W



LED 3000K 40° 3,2W



MINI PLAY

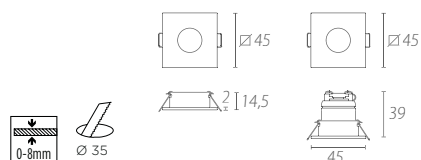
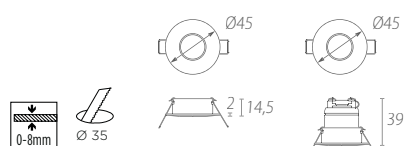
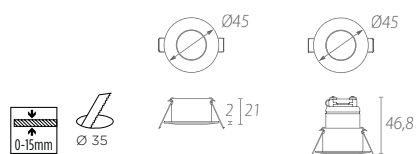
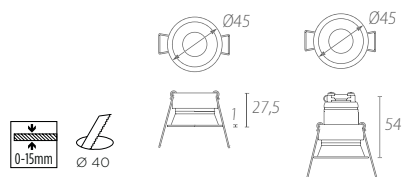
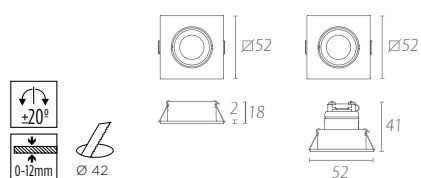
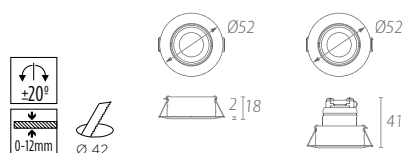
14 AF

AL

IP 54

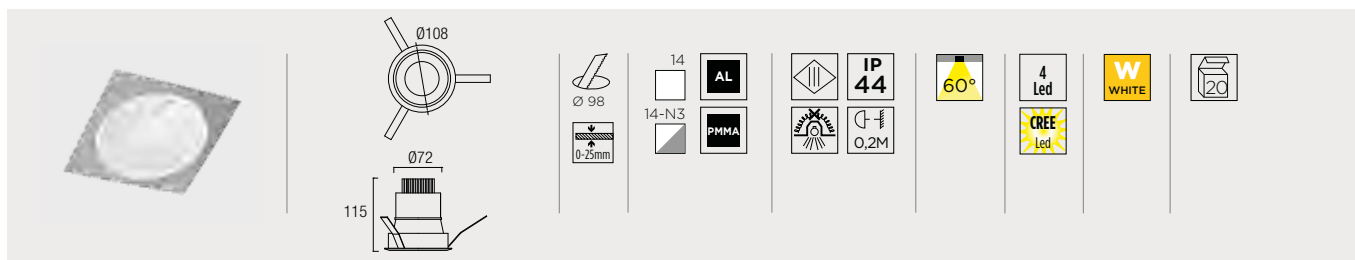


+


71-3819-14-00 **71-3819-AF-00**

71-3820-14-00 **71-3820-AF-00**

71-3821-14-00 **71-3821-AF-00**

71-3822-14-00 **71-3822-AF-00**

71-3823-14-00 **71-3823-AF-00**

71-3824-14-00 **71-3824-AF-00**



VISION

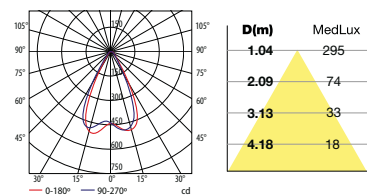


LED

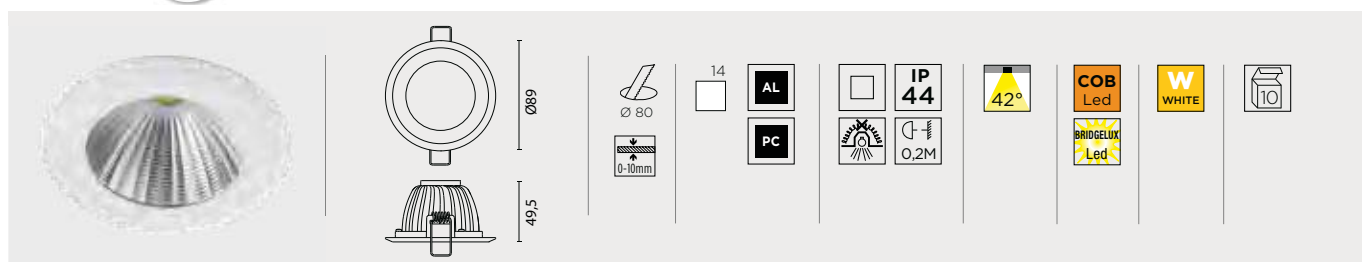
A++ >> A	90-3475-14-14	<input type="checkbox"/>		max. 690lm	3000K		max. 700mA	max. 8,8W	
	90-3476-14-14	<input type="checkbox"/>							P.774
	90-3476-14-N3	<input checked="" type="checkbox"/>							



LED 3000K 8,8W 60°



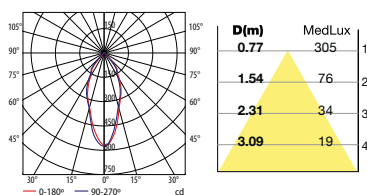
TOP



LED

A++ >> A	90-1782-14-37	<input type="checkbox"/>	460lm	3000K	5,5W		100V 240V
------------------------	----------------------	--------------------------	-------	-------	------	--	-----------

LED 3000K 5,5W 42°





DELTA COB

Ø 130

14

N3

AL

GLA

DIF

IP 54

0,5M

±20°

40°

COB Led

CREE Led

W WHITE

20

3



LED

A++ >>> A

90-4854-14-37	<input type="checkbox"/>	max. 2670lm	3000K		max. 700mA	max. 25,9W		P.774
90-4854-N3-37	<input type="checkbox"/>							
90-4852-14-37	<input type="checkbox"/>	max. 3640lm	3000K		max. 1000mA	max. 38W		P.774
90-4852-N3-37	<input type="checkbox"/>							

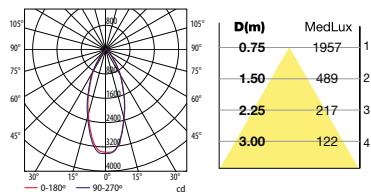


LED

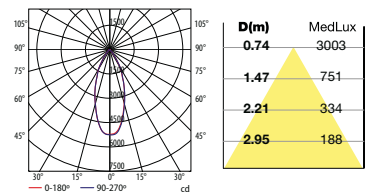
A++ >>> A

90-4855-14-37	<input type="checkbox"/>	max. 2670lm	3000K		max. 700mA	max. 25,9W		P.774
90-4855-N3-37	<input type="checkbox"/>							
90-4853-14-37	<input type="checkbox"/>	max. 3640lm	3000K		max. 1000mA	max. 38W		P.774
90-4853-N3-37	<input type="checkbox"/>							

LED 3000K 25,9W 40°



LED 3000K 38W 40°



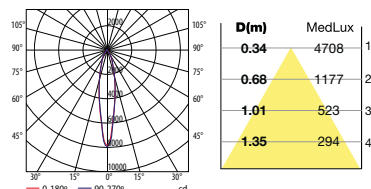
Accesorios / Accessories / Accessoires / Zubehöre / Accessori / Acessórios / Аксессуары / Akcesoria



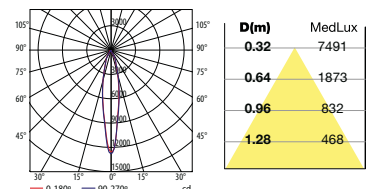
71-2918-00-00



LED 3000K 25,9W 20°

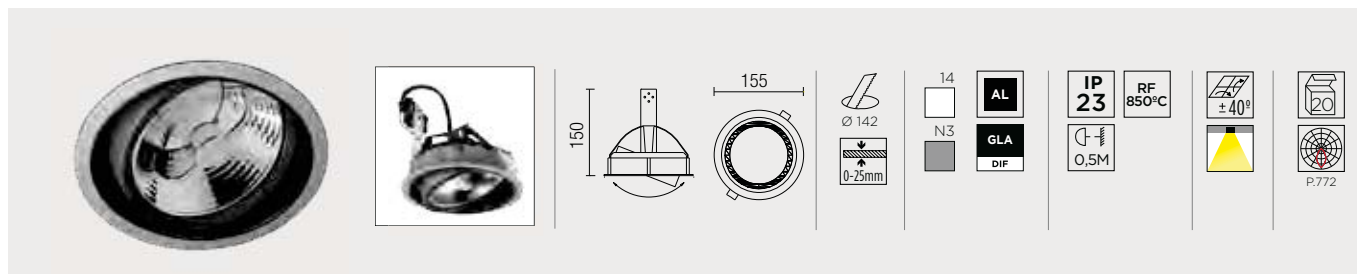


LED 3000K 38W 20°





CARDEX C



QR-111 / AR-111 LED

G53 (max. H=77 mm)	DN-0270-14-00 <input type="checkbox"/>	max.100W	P.783	12V	9-14/22-25
	DN-0270-N3-00 <input type="checkbox"/>				

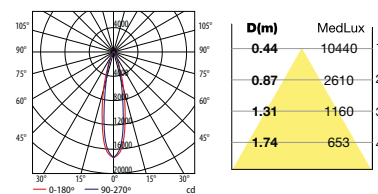
A++ >>> C

HIT-T

G12	DN-0274-14-00 <input type="checkbox"/>	max.150W	P.783	-	10°
	DN-0274-N3-00 <input type="checkbox"/>				
HIT-T 150W	DN-1653-14-00 <input type="checkbox"/>				
	DN-1653-N3-00 <input type="checkbox"/>				
	DN-0273-14-00 <input type="checkbox"/>				
	DN-0273-N3-00 <input type="checkbox"/>				

A+ >> A

HIT-T G12 70W 24°



$\eta=64\%$

AR-111 LED

GU10 (max. H=100 mm)	DN-1652-14-00 <input type="checkbox"/>	max.15W	-	-	22-25
	DN-1652-N3-00 <input type="checkbox"/>				

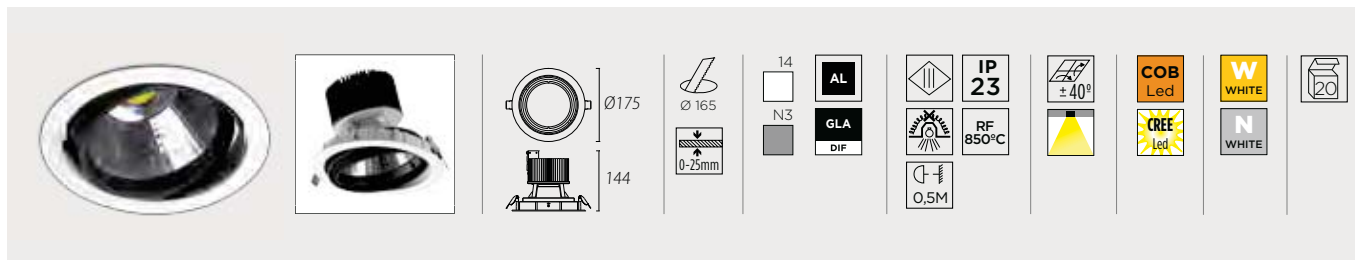
A+ >> A

Accesorios / Accessories / Accessoires / Zubehöre / Accessori / Acessórios / Аксессуары / Akcesoria



ACT-9180-60-00 HIT-T

CARDEX C



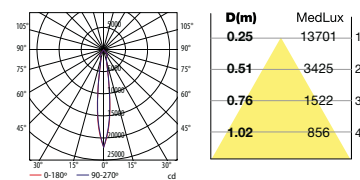
LED CRI80

Estándar Zhaga /
Zhaga Standard

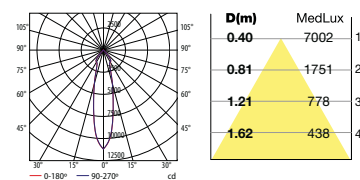
A+ >> A

90-4735-14-37	<input type="checkbox"/>	max. 2700lm	3000K	12°	max. 25,9W	 max. 700mA	 P,774				
90-4735-N3-37	<input type="checkbox"/>			24°							
90-4736-14-37	<input type="checkbox"/>			38°							
90-4736-N3-37	<input type="checkbox"/>		4000K	12°							
90-4737-14-37	<input type="checkbox"/>			24°							
90-4737-N3-37	<input type="checkbox"/>			38°							
90-4738-14-37	<input type="checkbox"/>		max. 3800lm	3000K				12°	max. 40,2W	 max. 1050mA	 P,774
90-4738-N3-37	<input type="checkbox"/>							24°			
90-4739-14-37	<input type="checkbox"/>							38°			
90-4739-N3-37	<input type="checkbox"/>			4000K				12°			
90-4740-14-37	<input type="checkbox"/>	24°									
90-4740-N3-37	<input type="checkbox"/>	38°									
90-3501-14-37	<input type="checkbox"/>	max. 5100lm		3000K	12°	max. 53,2W	 max. 1400mA	 P,774			
90-3501-N3-37	<input type="checkbox"/>				24°						
90-3502-14-37	<input type="checkbox"/>				38°						
90-3502-N3-37	<input type="checkbox"/>			4000K	12°						
90-3503-14-37	<input type="checkbox"/>		24°								
90-3503-N3-37	<input type="checkbox"/>		38°								
90-3504-14-37	<input type="checkbox"/>		max. 5100lm	3000K	12°				max. 53,2W	 max. 1400mA	 P,774
90-3504-N3-37	<input type="checkbox"/>				24°						
90-3505-14-37	<input type="checkbox"/>				38°						
90-3505-N3-37	<input type="checkbox"/>			4000K	12°						
90-3506-14-37	<input type="checkbox"/>	24°									
90-3506-N3-37	<input type="checkbox"/>	38°									
90-4041-14-37	<input type="checkbox"/>	max. 5100lm		3000K	12°	max. 53,2W	 max. 1400mA	 P,774			
90-4041-N3-37	<input type="checkbox"/>				24°						
90-4042-14-37	<input type="checkbox"/>				38°						
90-4042-N3-37	<input type="checkbox"/>			4000K	12°						
90-4043-14-37	<input type="checkbox"/>		24°								
90-4043-N3-37	<input type="checkbox"/>		38°								
90-4044-14-37	<input type="checkbox"/>		max. 5100lm	3000K	12°				max. 53,2W	 max. 1400mA	 P,774
90-4044-N3-37	<input type="checkbox"/>				24°						
90-4045-14-37	<input type="checkbox"/>				38°						
90-4045-N3-37	<input type="checkbox"/>			4000K	12°						
90-4046-14-37	<input type="checkbox"/>	24°									
90-4046-N3-37	<input type="checkbox"/>	38°									

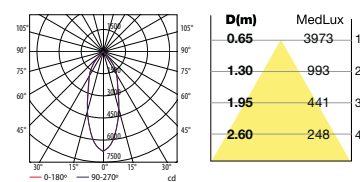
LED 3000K 53,2W 12°



LED 3000K 53,2W 24°



LED 3000K 53,2W 38°

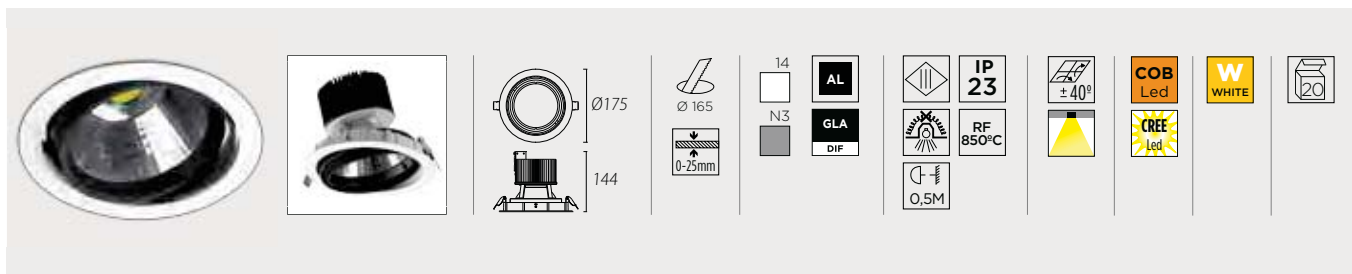


Accesorios / Accessories / Accessoires / Zubehöre / Accessori / Acessórios / Аксессуары / Акcesoria



ACT-9180-60-00

CARDEX C



LED CRI90

Estándar Zhaga /
Zhaga Standard

A++ >> A

90-3297-14-37 <input type="checkbox"/>	max. 2000lm	3000K	12°	 max. 700mA	max. 25,9W	 P.774
90-3297-N3-37 <input type="checkbox"/>			24°			
90-3298-14-37 <input type="checkbox"/>			38°			
90-3298-N3-37 <input type="checkbox"/>						
90-3299-14-37 <input type="checkbox"/>						
90-3299-N3-37 <input type="checkbox"/>						
90-3507-14-37 <input type="checkbox"/>	max. 3100lm	3000K	12°	 max. 1050mA	max. 40,2W	 P.774
90-3507-N3-37 <input type="checkbox"/>			24°			
90-3508-14-37 <input type="checkbox"/>			38°			
90-3508-N3-37 <input type="checkbox"/>						
90-3509-14-37 <input type="checkbox"/>						
90-3509-N3-37 <input type="checkbox"/>						
90-4047-14-37 <input type="checkbox"/>	max. 3900lm	3000K	12°	 max. 1400mA	max. 53,2W	 P.774
90-4047-N3-37 <input type="checkbox"/>			24°			
90-4048-14-37 <input type="checkbox"/>			38°			
90-4048-N3-37 <input type="checkbox"/>						
90-4049-14-37 <input type="checkbox"/>						
90-4049-N3-37 <input type="checkbox"/>						


Accesorios / Accessories / Accessoires / Zubehöre / Accessori / Acessórios / Аксессуары / Акcesoria

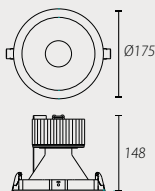


ACT-9180-60-00

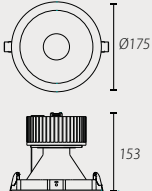


EQUAL SPOT







25,9W / 40,2W







44,8W








14
 N3
 AL
 GLA
 DIF



 IP 54
 RF 850°C
 0,5M







 40°

 COB Led
 W WHITE
 N WHITE


 CREE Led
 10 YEAR WARRANTY

LED CRI80

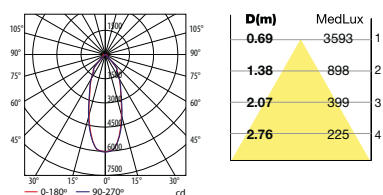
 Estándar Zhaga /
Zhaga Standard

90-4748-14-37	<input type="checkbox"/>	max. 2700lm	3000K	 max. 700mA	max. 25,9W	 P.774
90-4748-N3-37	<input type="checkbox"/>		4000K			
90-4749-14-37	<input type="checkbox"/>	max. 3800lm	3000K	 max. 1050mA	max. 40,2W	 P.774
90-4749-N3-37	<input type="checkbox"/>		4000K			
90-2979-14-37	<input type="checkbox"/>	max. 4600lm	3000K	 max. 1200mA	max. 44,8W	 P.774
90-2979-N3-37	<input type="checkbox"/>		4000K			
90-2980-14-37	<input type="checkbox"/>		3000K			
90-2980-N3-37	<input type="checkbox"/>		4000K			
90-3981-14-37	<input type="checkbox"/>		3000K			
90-3981-N3-37	<input type="checkbox"/>		4000K			
90-3982-14-37	<input type="checkbox"/>		3000K			
90-3982-N3-37	<input type="checkbox"/>		4000K			

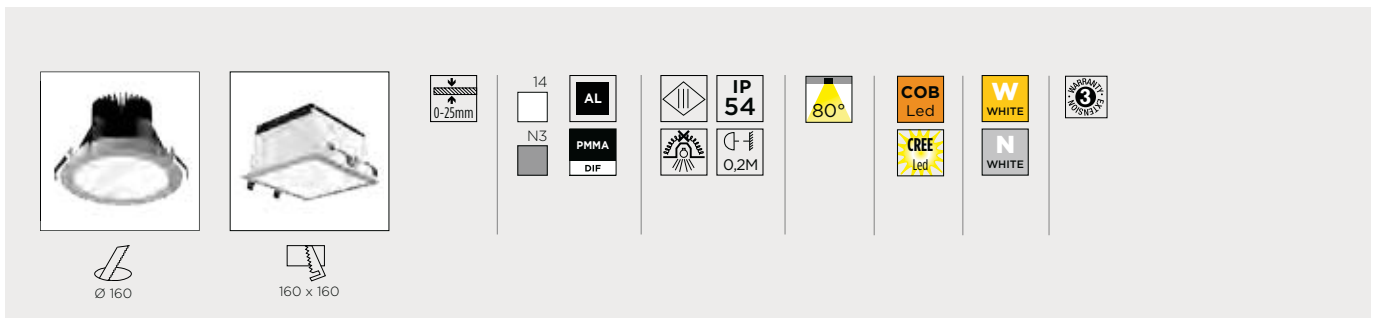
CRI90

90-3521-14-37	<input type="checkbox"/>	max. 2000lm	3000K	 max. 700mA	max. 25,9W	 P.774
90-3521-N3-37	<input type="checkbox"/>					
90-3522-14-37	<input type="checkbox"/>	max. 3100lm	3000K	 max. 1050mA	max. 40,2W	 P.774
90-3522-N3-37	<input type="checkbox"/>					
90-3983-14-37	<input type="checkbox"/>	max. 3500lm	3000K	 max. 1200mA	max. 44,8W	 P.774
90-3983-N3-37	<input type="checkbox"/>					

LED CRI80 3000K 44,8W 40°



EQUAL S



LED

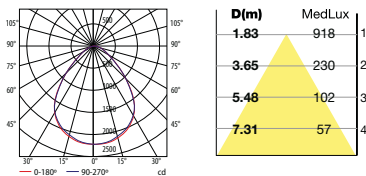
Estándar Zhaga / Zhaga Standard



A++ A

90-2022-14-M3 <input type="checkbox"/>	max. 2700lm	3000K	 max. 700mA	max. 25,9W	 P.774	
90-2022-N3-M3 <input type="checkbox"/>		4000K				
90-2023-14-M3 <input type="checkbox"/>	max. 3800lm	3000K	 max. 1050mA	max. 40,2W	 P.774	
90-2023-N3-M3 <input type="checkbox"/>		4000K				
90-2024-14-M3 <input type="checkbox"/>	max. 4600lm	3000K	 max. 1200mA	max. 44,8W	 P.774	
90-2024-N3-M3 <input type="checkbox"/>		4000K				
90-2025-14-M3 <input type="checkbox"/>	max. 4600lm	3000K	 max. 1200mA	max. 44,8W	 P.774	
90-2025-N3-M3 <input type="checkbox"/>		4000K				
90-3984-14-M3 <input type="checkbox"/>	max. 4600lm	3000K	 max. 1200mA	max. 44,8W	 P.774	
90-3984-N3-M3 <input type="checkbox"/>		4000K				
90-3985-14-M3 <input type="checkbox"/>	max. 4600lm	3000K	 max. 1200mA	max. 44,8W	 P.774	
90-3985-N3-M3 <input type="checkbox"/>		4000K				

LED 3000K 44,8W 80°



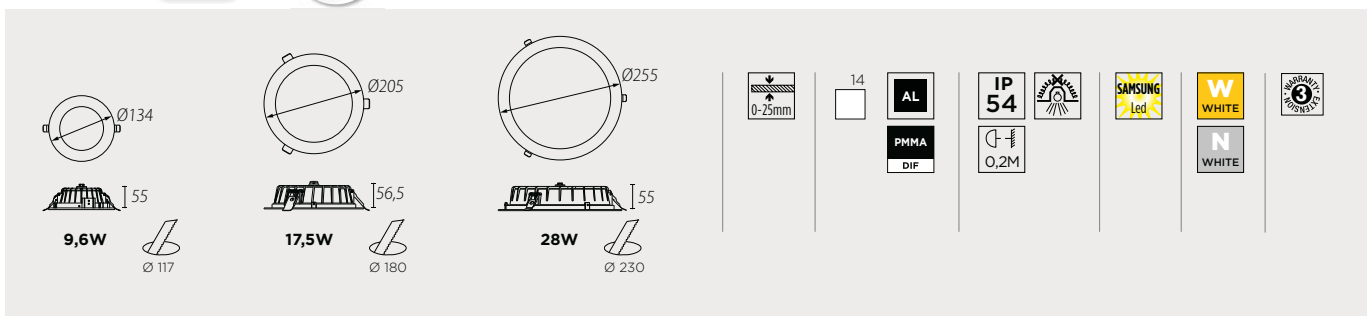
LED

Estándar Zhaga / Zhaga Standard



A++ A

90-2026-14-M3 <input type="checkbox"/>	max. 2700lm	3000K	 max. 700mA	max. 25,9W	 P.774	
90-2026-N3-M3 <input type="checkbox"/>		4000K				
90-2027-14-M3 <input type="checkbox"/>	max. 3100lm	3000K	 max. 800mA	max. 29,6W	 P.774	
90-2027-N3-M3 <input type="checkbox"/>		4000K				
90-2028-14-M3 <input type="checkbox"/>	max. 3100lm	3000K	 max. 800mA	max. 29,6W	 P.774	
90-2028-N3-M3 <input type="checkbox"/>		4000K				
90-2029-14-M3 <input type="checkbox"/>	max. 3100lm	3000K	 max. 800mA	max. 29,6W	 P.774	
90-2029-N3-M3 <input type="checkbox"/>		4000K				



LED

	90-4880-14-M3 <input type="checkbox"/>	820lm	3000K	9,6W		
	90-4881-14-M3 <input type="checkbox"/>		4000K			
	90-3925-14-M3 <input type="checkbox"/>	max. 820lm	3000K	max. 9,6W		
	90-3926-14-M3 <input type="checkbox"/>		4000K			



LED

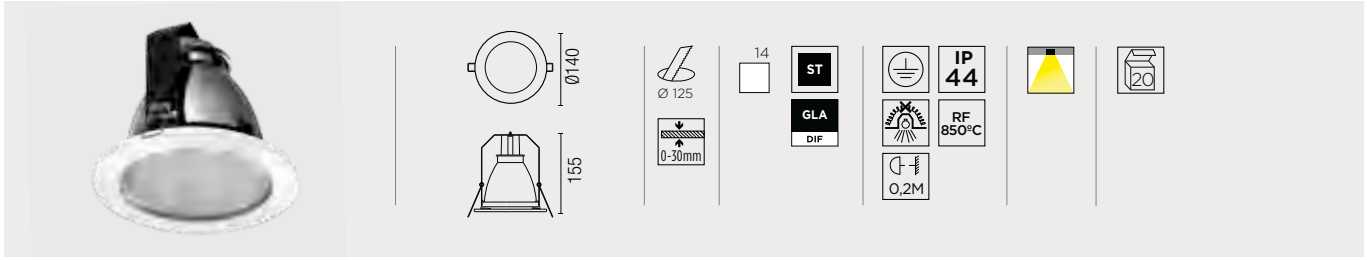
	90-2899-14-M3V1 <input type="checkbox"/>	1490lm	3000K	17,5W		
	90-4883-14-M3 <input type="checkbox"/>		4000K			
	90-3927-14-M3 <input type="checkbox"/>	max. 1490lm	3000K	max. 17,5W		
	90-3928-14-M3 <input type="checkbox"/>		4000K			



LED

	90-4885-14-M3 <input type="checkbox"/>	2390lm	3000K	28W		
	90-4886-14-M3 <input type="checkbox"/>		4000K			
	90-3929-14-M3 <input type="checkbox"/>	max. 2390lm	3000K	max. 28W		
	90-3930-14-M3 <input type="checkbox"/>		4000K			

DOWN



E-27

(max. H=125 mm)

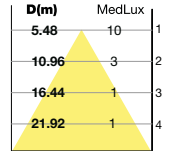
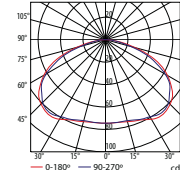


90-1453-14-T2

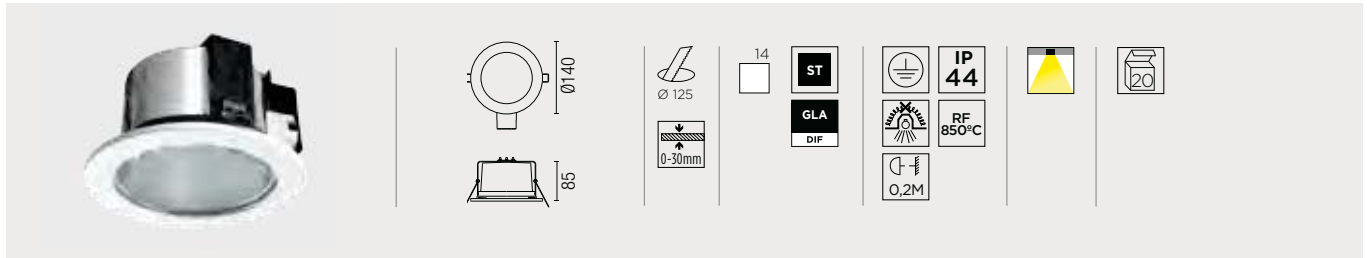


1 x E-27 PL Elec. Max. 15W
1 x E-27 Max. 100W

E27 15W



$\eta=46\%$



E-27

(max. H=120 mm)

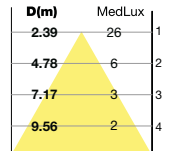
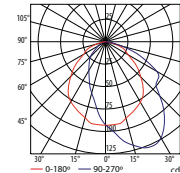


90-1454-14-T2

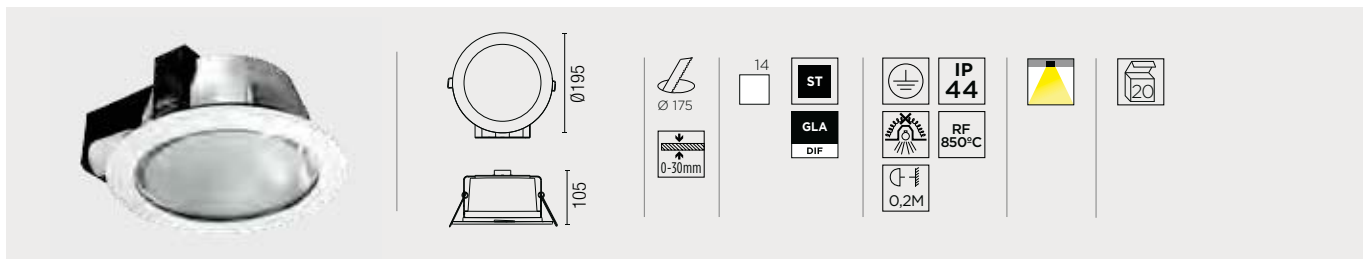


1 x E-27 PL Elec. Max. 13W
1 x E-27 Max. 60W

E27 13W



$\eta=38\%$



E-27

(max. H=150 mm)

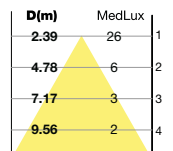
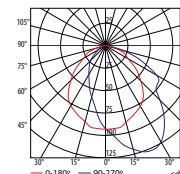


90-1480-14-T2

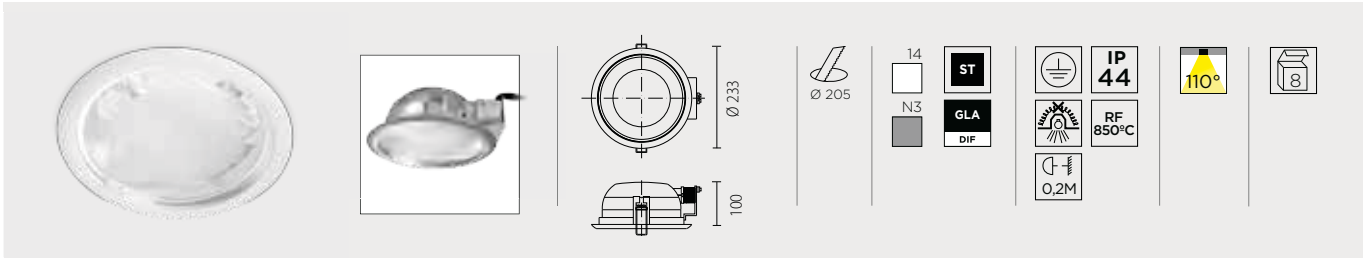


2 x E-27 PL Elec. Max. 20W
2 x E-27 Max. 60W

E27 16W



$\eta=34\%$



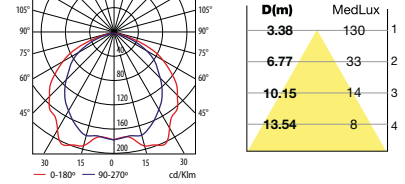
TC-D

G24d-2

A++ >>> C

DN-1400-14-00 <input type="checkbox"/>	18W		Standard
DN-1400-N3-00 <input type="checkbox"/>			
DN-1401-14-00 <input type="checkbox"/>	2x18W		Standard
DN-1401-N3-00 <input type="checkbox"/>			

TC-D G24d-2 2x18W opal



$\eta=55\%$

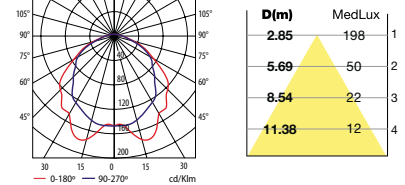
TC-D

G24d-3

A++ >>> C

DN-1402-14-00 <input type="checkbox"/>	26W		Standard
DN-1402-N3-00 <input type="checkbox"/>			
DN-1403-14-00 <input type="checkbox"/>	2x26W		Standard
DN-1403-N3-00 <input type="checkbox"/>			

TC-D G24d-3 2x26W



$\eta=47\%$

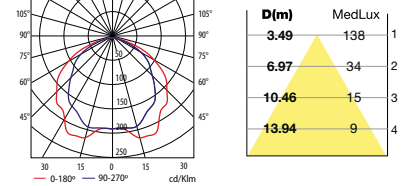
TC-DEL

G24q-2

A++ >>> C

DN-1405-14-00 <input type="checkbox"/>	18W		Standard
DN-1405-N3-00 <input type="checkbox"/>			
DN-1406-14-00 <input type="checkbox"/>	2x18W		Emergency 3/1h
DN-1406-N3-00 <input type="checkbox"/>			
DN-1409-14-00 <input type="checkbox"/>			
DN-1409-N3-00 <input type="checkbox"/>			

TC-DEL G24q-2 2x18W opal



$\eta=61\%$

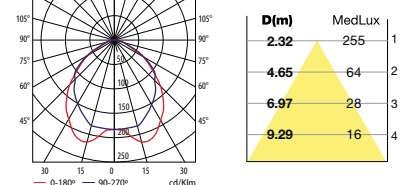
TC-DEL

G24q-3

A++ >>> C

DN-1407-14-00 <input type="checkbox"/>	1x26W		Standard
DN-1407-N3-00 <input type="checkbox"/>			
DN-1408-14-00 <input type="checkbox"/>	2x26W		Emergency 3/1h
DN-1408-N3-00 <input type="checkbox"/>			
DN-1410-14-00 <input type="checkbox"/>			
DN-1410-N3-00 <input type="checkbox"/>			

TC-DEL G24q-3 2x26W

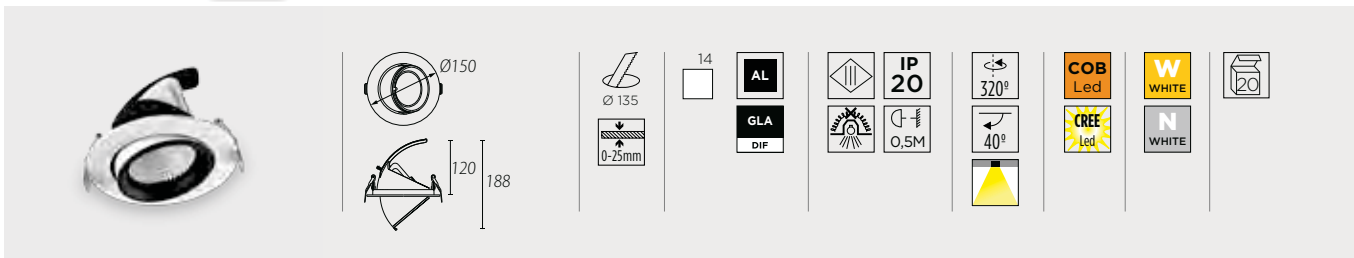


$\eta=53\%$

OUT



OUT S

NEW


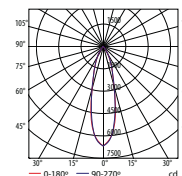
LED CRI80

Estándar Zhaga / Zhaga Standard

A++ >>> A

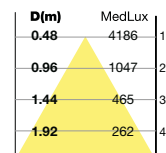
90-4781-14-37	<input type="checkbox"/>	max. 2700lm	3000K	15°	max. 700mA	max. 25,9W	P.774
90-4782-14-37	<input type="checkbox"/>			30°			
90-4783-14-37	<input type="checkbox"/>			50°			
90-4788-14-37	<input type="checkbox"/>			15°			
90-4789-14-37	<input type="checkbox"/>			30°			
90-4790-14-37	<input type="checkbox"/>		4000K	50°			

LED CRI80 3000K 25,9W 30°

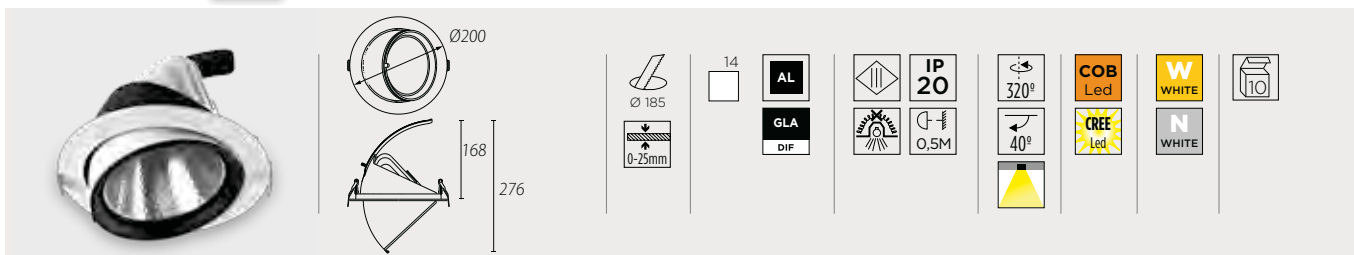


CRI90

90-4791-14-37	<input type="checkbox"/>	max. 2000lm	3000K	15°	max. 700mA	max. 25,9W	P.774
90-4792-14-37	<input type="checkbox"/>			30°			
90-4793-14-37	<input type="checkbox"/>			50°			



OUT L

NEW


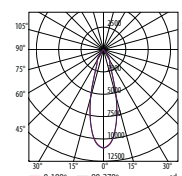
LED CRI80

Estándar Zhaga / Zhaga Standard

A++ >>> A

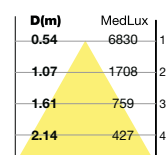
90-4766-14-37	<input type="checkbox"/>	max. 3600lm	3000K	15°	max. 1050mA	max. 40,9W	P.774
90-4767-14-37	<input type="checkbox"/>			30°			
90-4768-14-37	<input type="checkbox"/>			50°			
90-4769-14-37	<input type="checkbox"/>			15°			
90-4770-14-37	<input type="checkbox"/>			30°			
90-4771-14-37	<input type="checkbox"/>		4000K	50°			
90-4775-14-37	<input type="checkbox"/>	max. 4600lm	3000K	15°	max. 1200mA	max. 44,8W	P.774
90-4776-14-37	<input type="checkbox"/>			30°			
90-4777-14-37	<input type="checkbox"/>			50°			
90-4778-14-37	<input type="checkbox"/>			15°			
90-4779-14-37	<input type="checkbox"/>			30°			
90-4780-14-37	<input type="checkbox"/>		4000K	50°			


LED CRI80 3000K 44,8W 30°



CRI90

90-4772-14-37	<input type="checkbox"/>	max. 3500lm	3000K	15°	max. 1200mA	max. 44,8W	P.774
90-4773-14-37	<input type="checkbox"/>			30°			
90-4774-14-37	<input type="checkbox"/>			50°			





AMICHI STORE. MADRID, SPAIN



MULTIDIR EVO



POSITION
1



POSITION
2



POSITION
3



POSITION
4



MULTIDIR EVO



CDM-R111
GX8.5


AR-111 GU10
LEDS-C4

QR-111
G53



LED
Estándar Zhaga
Zhaga Standard

HIT-TC
G8.5

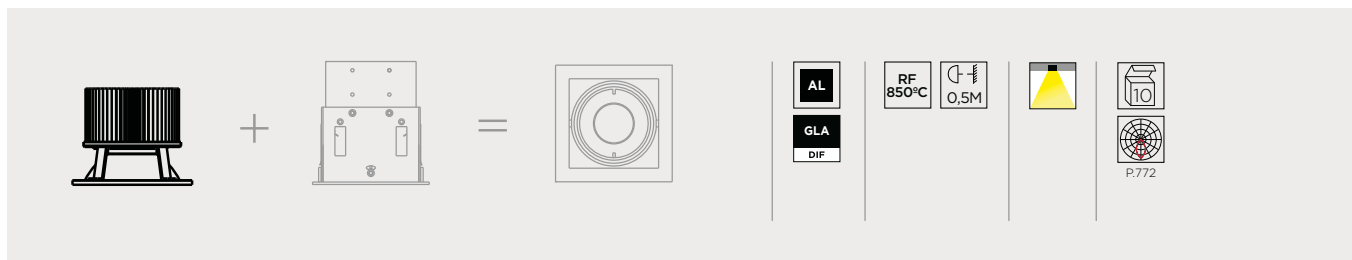


QR-CBC51
GU5.3

QPAR-16



MULTIDIR EVO L



LED CRI 80



Estándar Zhaga /
Zhaga Standard



A++ >> A

71-4741-00-37	max. 2700lm	3000K	12°		max. 700mA	max. 25,9W		P.774
71-4742-00-37			24°					
71-4743-00-37			38°					
71-4744-00-37		4000K	12°					
71-4745-00-37			24°					
71-4746-00-37			38°					
71-2971-00-37	max. 3800lm	3000K	12°		max. 1050mA	max. 40,2W		P.774
71-2972-00-37			24°					
71-2973-00-37			38°					
71-2974-00-37		4000K	12°					
71-2975-00-37			24°					
71-2976-00-37			38°					

CRI 90

71-3515-00-37	max. 2000lm	3000K	12°		max. 700mA	max. 25,9W		P.774
71-3516-00-37			24°					
71-3517-00-37			38°					
71-3518-00-37	max. 3100lm	3000K	12°		max. 1050mA	max. 40,2W		P.774
71-3519-00-37			24°					
71-3520-00-37			38°					

HIT-TC

G8.5



A+ >> A

71-2963-00-37	max. 70W		-	10°
71-3224-00-37				24°
71-2964-00-37				45°

QR-111 / AR-111 LED

G53



A++ >>> C

71-2956-00-00	max.100W		12V		9-14/22-25
----------------------	----------	--	-----	--	------------

CDM-R111

GX8.5



A+ >> A

71-2955-00-00	max.70W		-		15-20
----------------------	---------	--	---	--	-------

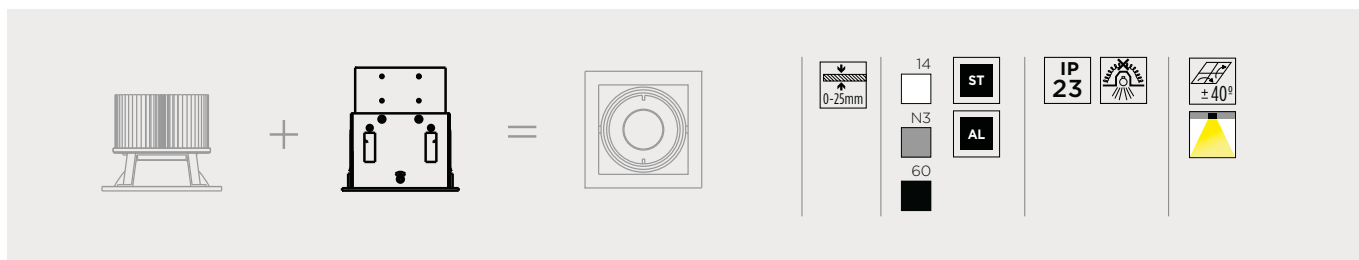
AR-111 LED

GU10

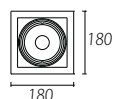


A+ >> A

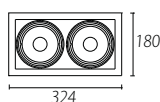
71-2954-00-00	max.15W	-	-		22-25
----------------------	---------	---	---	--	-------



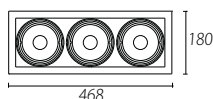
MULTIDIR EVO L TRIM



71-2948-14-00	<input type="checkbox"/>
71-2948-N3-00	<input type="checkbox"/>
71-2948-60-00	<input type="checkbox"/>

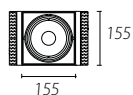


71-2949-14-00	<input type="checkbox"/>
71-2949-N3-00	<input type="checkbox"/>
71-2949-60-00	<input type="checkbox"/>

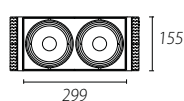


71-2950-14-00	<input type="checkbox"/>
71-2950-N3-00	<input type="checkbox"/>
71-2950-60-00	<input type="checkbox"/>

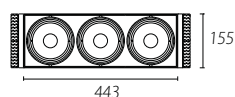
MULTIDIR EVO L TRIMLESS



71-2951-14-00	<input type="checkbox"/>
71-2951-60-00	<input type="checkbox"/>



71-2952-14-00	<input type="checkbox"/>
71-2952-60-00	<input type="checkbox"/>



71-2953-14-00	<input type="checkbox"/>
71-2953-60-00	<input type="checkbox"/>

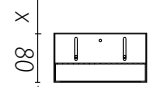
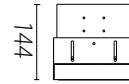
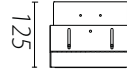
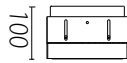
MULTIDIR EVO L

POSITION 1

POSITION 2


POSITION 3

POSITION 4



Code	Base	ACT-FLL	Position 1	Position 2	Position 3	Position 4
71-2954-00-00	GU10	ACT-FLL-015, 017, 032, 033	X	✓ H max. 80mm	✓ H max. 100mm	✓
71-2955-00-00	GX8,5	-	X	✓	✓	✓
71-2956-00-00	G53	ACT-FLL-011, 013, 030, 031	✓ H max. 77mm	✓ H max. 102mm	✓ H max. 122mm	✓
71-2963-00-37	G8.5	-	X	✓	✓	✓
71-3224-00-37						
71-2964-00-37						
71-4741-00-37	LED ZHAGA	-	X	X	✓	✓
71-4742-00-37						
71-4743-00-37						
71-4744-00-37						
71-4745-00-37						
71-4746-00-37						
71-2971-00-37						
71-2972-00-37						
71-2973-00-37						
71-2974-00-37						
71-2975-00-37						
71-2976-00-37						
71-3515-00-37						
71-3516-00-37						
71-3517-00-37						
71-3518-00-37						
71-3519-00-37						
71-3520-00-37						

MULTIDIR EVO S



QR-CBC51 / MR16

GU5.3



71-3212-00-00

max. 50W



12V

1-8



QPAR-16

GU10



71-2954-00-00

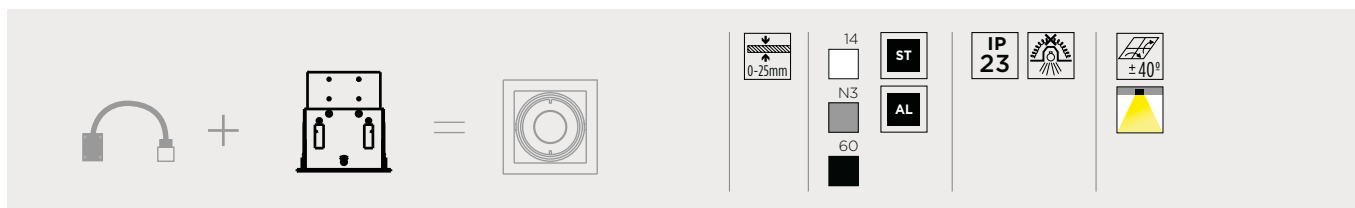
max. 50W

-

-

22-25






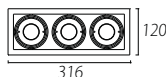
MULTIDIR EVO S TRIM



71-2942-14-00	<input type="checkbox"/>
71-2942-N3-00	<input type="checkbox"/>
71-2942-60-00	<input checked="" type="checkbox"/>

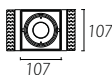


71-2943-14-00	<input type="checkbox"/>
71-2943-N3-00	<input type="checkbox"/>
71-2943-60-00	<input checked="" type="checkbox"/>

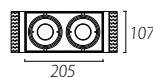


71-2944-14-00	<input type="checkbox"/>
71-2944-N3-00	<input type="checkbox"/>
71-2944-60-00	<input checked="" type="checkbox"/>

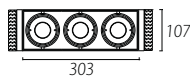
MULTIDIR EVO S TRIMLESS



71-2945-14-00	<input type="checkbox"/>
71-2945-60-00	<input checked="" type="checkbox"/>



71-2946-14-00	<input type="checkbox"/>
71-2946-60-00	<input checked="" type="checkbox"/>



71-2947-14-00	<input type="checkbox"/>
71-2947-60-00	<input checked="" type="checkbox"/>

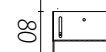
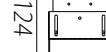
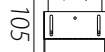
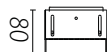
MULTIDIR EVO S

POSITION 1

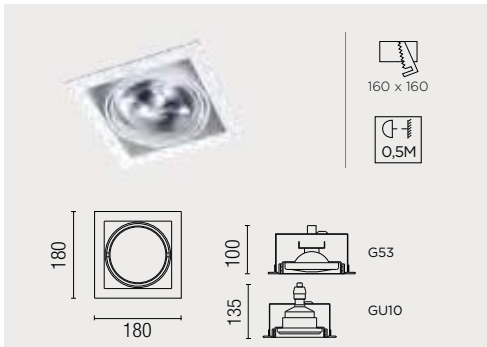
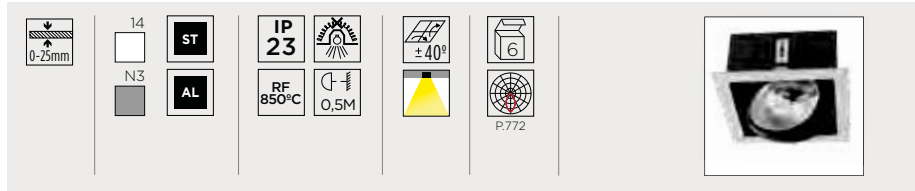
POSITION 2

POSITION 3

POSITION 4



71-3212-00-00	GU5.3	-	<input checked="" type="checkbox"/>	H max. 50mm	<input checked="" type="checkbox"/>	H max. 75mm	<input checked="" type="checkbox"/>	H max. 95mm	<input checked="" type="checkbox"/>
71-2954-00-00	GU10 / IN	-	<input checked="" type="checkbox"/>		<input checked="" type="checkbox"/>	H max. 50mm	<input checked="" type="checkbox"/>	H max. 75mm	<input checked="" type="checkbox"/>

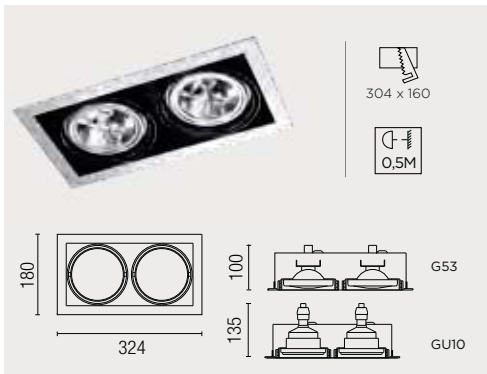


QR-111 / AR-111 LED

G53	DM-0061-14-00	<input type="checkbox"/>	max. 100W		9-14/ 22-25
12V	DM-0061-N3-00	<input type="checkbox"/>			
	QR-111>65W				
A++ >>> C					

AR-111 LED

GU10	DM-1155-14-00	<input type="checkbox"/>	max. 15W	-	22-25
	DM-1155-N3-00	<input type="checkbox"/>			
A+ >> A					

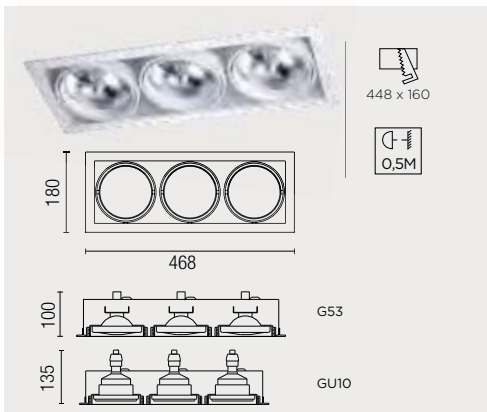


QR-111 / AR-111 LED

G53	DM-0062-14-00	<input type="checkbox"/>	2 x max.100W		9-14/ 22-25
12V	DM-0062-N3-00	<input type="checkbox"/>			
	QR-111>65W				
A++ >>> C					

AR-111 LED

GU10	DM-1156-14-00	<input type="checkbox"/>	2 x max.15W	-	22-25
	DM-1156-N3-00	<input type="checkbox"/>			
A+ >> A					

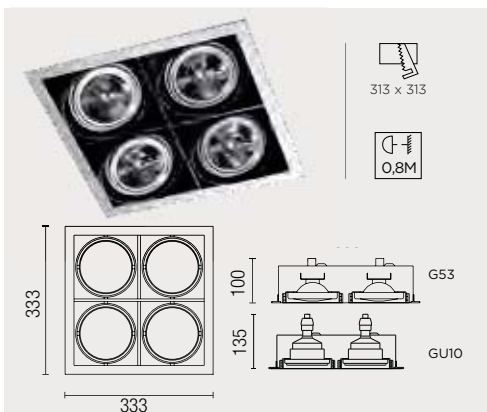


QR-111 / AR-111 LED

G53	DM-0063-14-00	<input type="checkbox"/>	3 x max.100W		9-14/ 22-25
12V	DM-0063-N3-00	<input type="checkbox"/>			
	QR-111>65W				
A++ >>> C					

AR-111 LED

GU10	DM-1157-14-00	<input type="checkbox"/>	3 x max.15W	-	22-25
	DM-1157-N3-00	<input type="checkbox"/>			
A+ >> A					

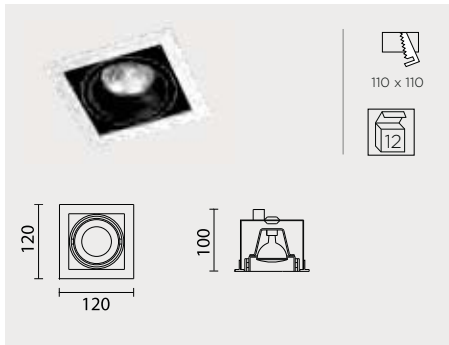
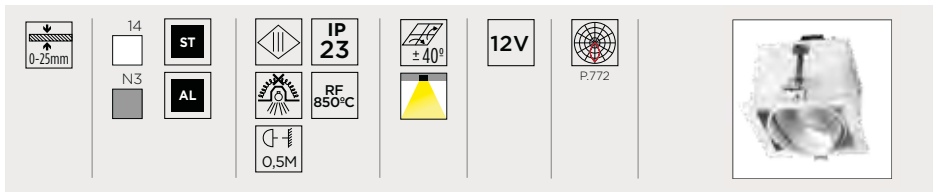


QR-111 / AR-111 LED

G53	DM-0064-14-00	<input type="checkbox"/>	4 x max.100W		9-14/ 22-25
12V	DM-0064-N3-00	<input type="checkbox"/>			
	QR-111>65W				
A++ >>> C					

AR-111 LED

GU10	DM-1158-14-00	<input type="checkbox"/>	4 x max.15W	-	22-25
	DM-1158-N3-00	<input type="checkbox"/>			
A+ >> A					



QR-CBC51 / MR16

GU5.3 max. H=55mm



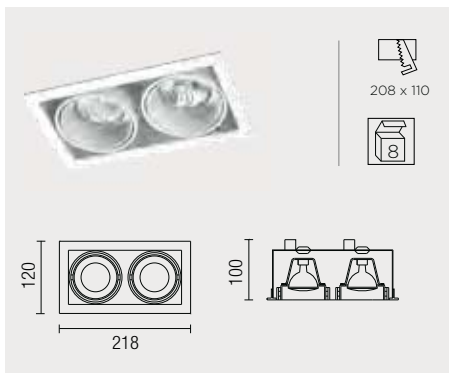
QR-CBC51 >35W



DM-0053-14-00

DM-0053-N3-00

max. 50W



QR-CBC51 / MR16

GU5.3 max. H=55mm



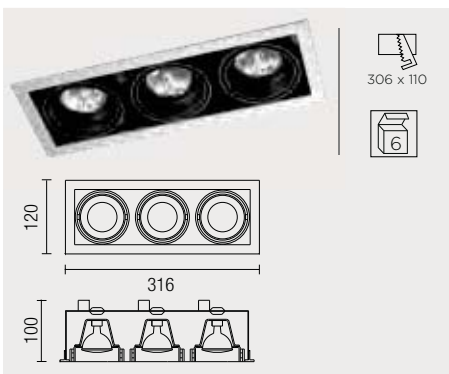
QR-CBC51 >35W



DM-0054-14-00

DM-0054-N3-00

2 x max. 50W



QR-CBC51 / MR16

GU5.3 max. H=55mm



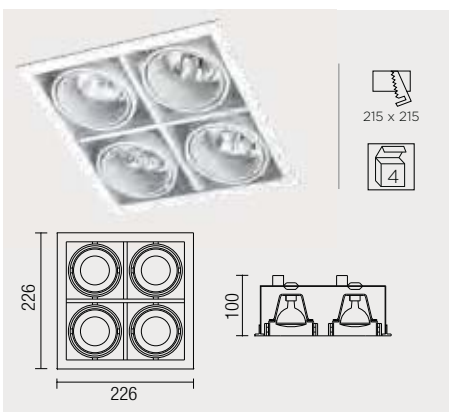
QR-CBC51 >35W



DM-0055-14-00

DM-0055-N3-00

3 x max. 50W



QR-CBC51 / MR16

GU5.3 max. H=55mm



QR-CBC51 >35W



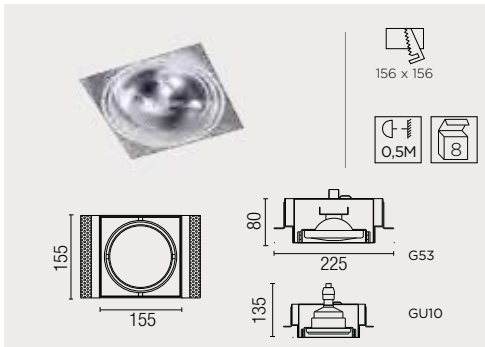
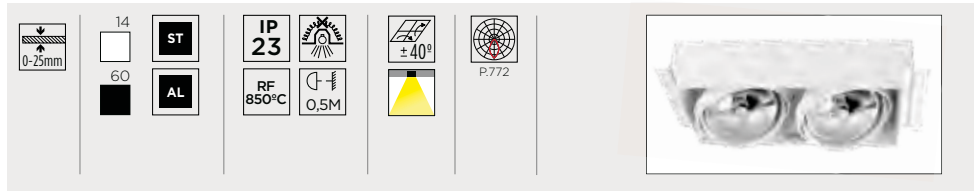
DM-0056-14-00

DM-0056-N3-00

4 x max. 50W



MULTIDIR TRIMLESS

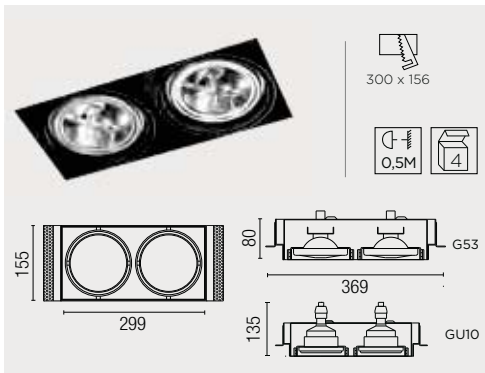


QR-111 / AR-111 LED

G53	DM-0081-14-00	<input type="checkbox"/>	max. 100W			9-14/ 22-25
12V	DM-0081-60-00	<input checked="" type="checkbox"/>				
	QR-111>65W					
A++ >>> C						

AR-111 LED

GU10	DM-1159-14-00	<input type="checkbox"/>	max. 15W	-		22-25
	DM-1159-60-00	<input checked="" type="checkbox"/>				
A+ >> A						

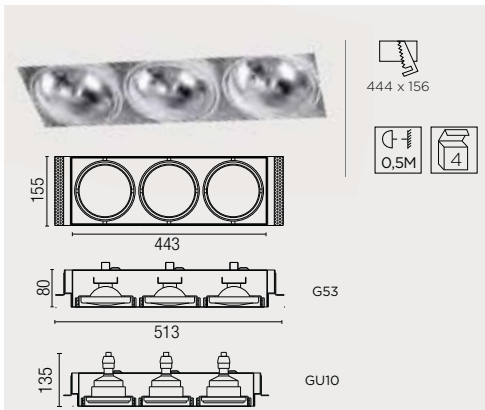


QR-111 / AR-111 LED

G53	DM-0082-14-00	<input type="checkbox"/>	2 x max.100W			9-14/ 22-25
12V	DM-0082-60-00	<input checked="" type="checkbox"/>				
	QR-111>65W					
A++ >>> C						

AR-111 LED

GU10	DM-1160-14-00	<input type="checkbox"/>	2 x max.15W	-		22-25
	DM-1160-60-00	<input checked="" type="checkbox"/>				
A+ >> A						

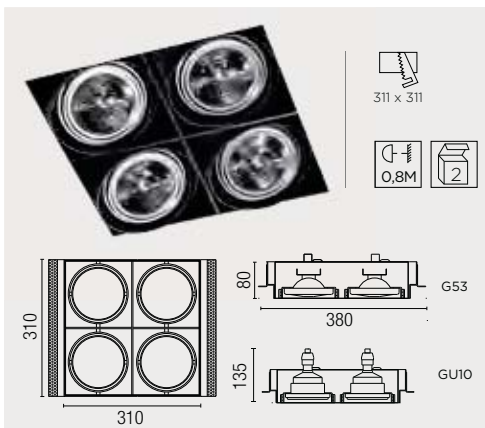


QR-111 / AR-111 LED

G53	DM-0083-14-00	<input type="checkbox"/>	3 x max.100W			9-14/ 22-25
12V	DM-0083-60-00	<input checked="" type="checkbox"/>				
	QR-111>65W					
A++ >>> C						

AR-111 LED

GU10	DM-1161-14-00	<input type="checkbox"/>	3 x max.15W	-		22-25
	DM-1161-60-00	<input checked="" type="checkbox"/>				
A+ >> A						



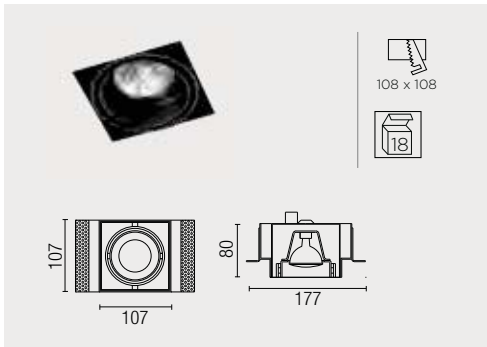
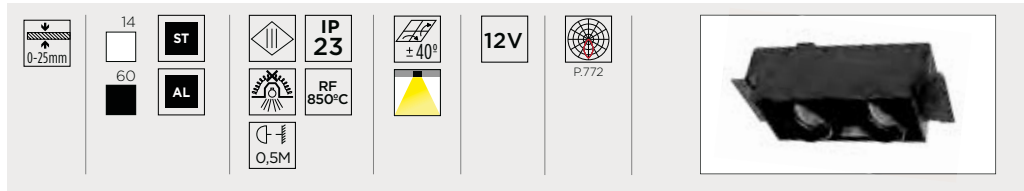
QR-111 / AR-111 LED

G53	DM-0084-14-00	<input type="checkbox"/>	4 x max.100W			9-14/ 22-25
12V	DM-0084-60-00	<input checked="" type="checkbox"/>				
	QR-111>65W					
A++ >>> C						

AR-111 LED

GU10	DM-1162-14-00	<input type="checkbox"/>	4 x max.15W	-		22-25
	DM-1162-60-00	<input checked="" type="checkbox"/>				
A+ >> A						

MULTIDIR TRIMLESS



QR-CBC51 / MR16

GU5.3
(max. H=55mm)



QR-CBC51 >35W

A++ >>> C

DM-0093-14-00

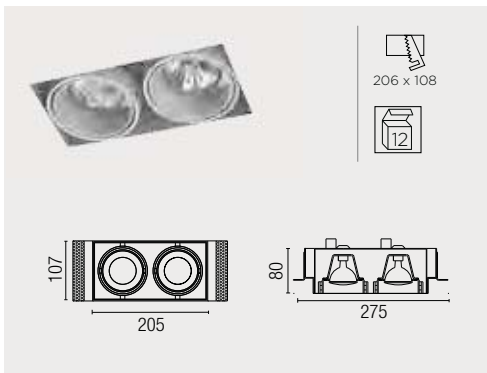


max. 50W



1-8

DM-0093-60-00



QR-CBC51 / MR16

GU5.3
(max. H=55mm)



QR-CBC51 >35W

A++ >>> C

DM-0094-14-00

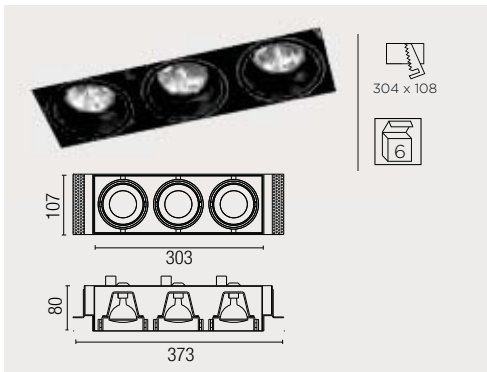


2 x max.
50W



1-8

DM-0094-60-00



QR-CBC51 / MR16

GU5.3
(max. H=55mm)



QR-CBC51 >35W

A++ >>> C

DM-0095-14-00

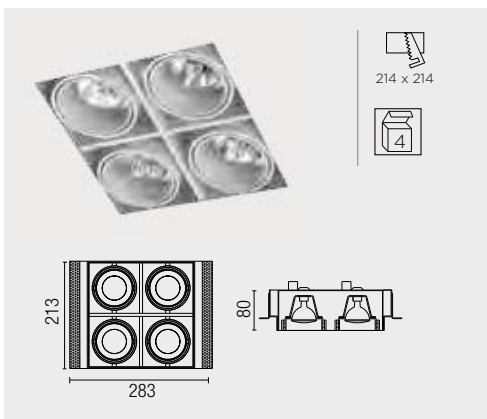


3 x max.
50W



1-8

DM-0095-60-00



QR-CBC51 / MR16

GU5.3
(max. H=55mm)



QR-CBC51 >35W

A++ >>> C

DM-0096-14-00



4 x max.
50W





1-8

DM-0096-60-00

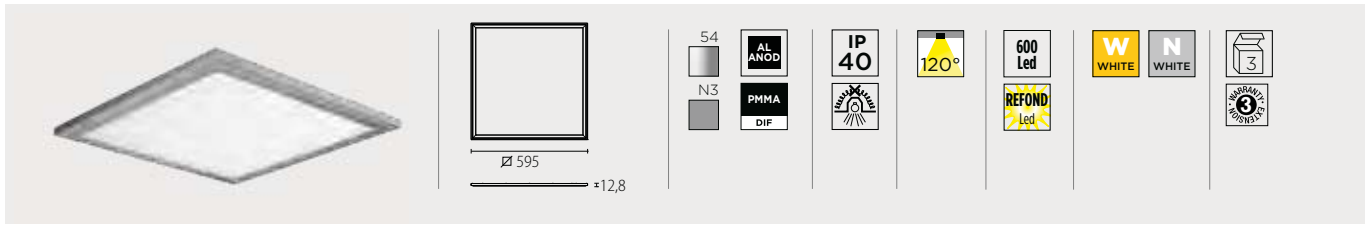




FIT



FIT

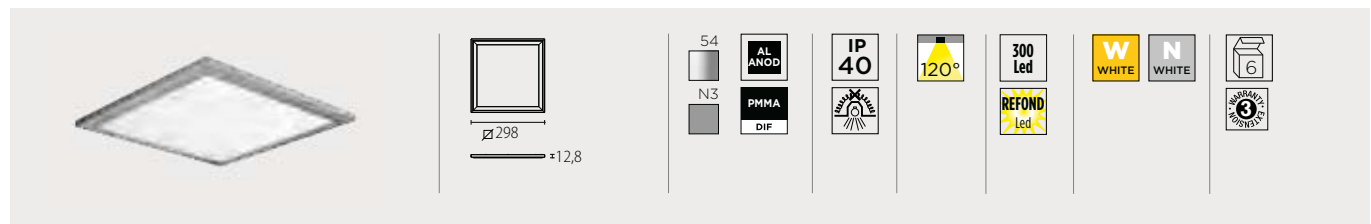
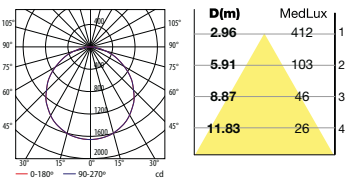


LED

A++ >>> A	15-4721-54-M1	max. 5600lm	3000K	Dimming	max. 1400mA	max. 52W	P.774	Standard
	15-4722-54-M1		4000K					
	15-2456-54-M1*	4500lm	3000K	-	40W	220V/240V	Emergency 3h	
	15-2459-54-M1*		4000K					

* Sólo para montaje empotrado / Only for recessed mounting

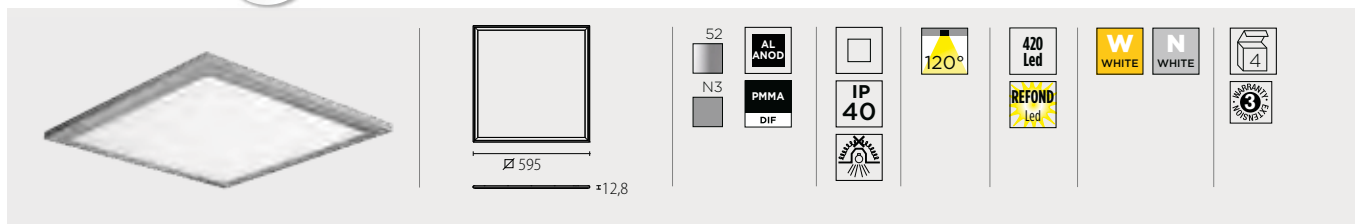
LED 3000K 1400mA 52W 120°



LED

A++ >>> A	15-4723-54-M1	max. 2800lm	3000K	Dimming	max. 700mA	max. 26W	P.774	Standard
	15-4724-54-M1		4000K					
	15-2462-54-M1*	2200lm	3000K	-	18,5W	220V/240V	Emergency 3h	
	15-2463-54-M1*		4000K					

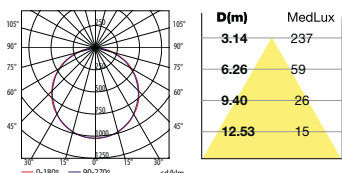
* Sólo para montaje empotrado / Only for recessed mounting



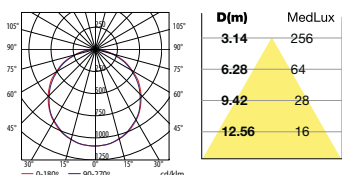
LED

A++ >>> A	15-2921-52-M1	3900lm	3000K	40W	E 100V 240V
	15-2920-52-M1		4000K		

LED 3000K 40W



LED 4000K 40W

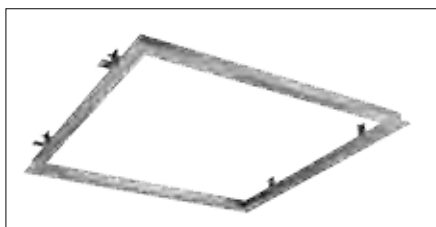


FIT / ECOFIT

Accesorios / Accessories / Accessoires / Zubehöre / Accessori / Acessórios / Аксессуары / Akcesoria



71-4722-N3-00	60X60	Kit de superficie plafón / Surface kit ceiling light / Kit surface Plafonnier / Kit für Aufbaumontage /
71-4724-N3-00	30X30	Kit per montaggio a plafoniera / Kit para instalação em superfície / Набор аксессуаров для поверхностного монтажа / Zestaw dla instalacji na powierzchni /



71-0558-54-00	60X60 630 x 630	Kit empotrar plafón / Recessed kit ceiling light / Kit d'encastrement plafonnier / Kit für Einbaumontage / Kit per incasso /
71-0537-54-00	30X30 330 x 330	Kit para instalação encastrada / Набор аксессуаров для встроенного монтажа / Zestaw dla instalacji wbudowanej /
		No necesario en techos tipo Armstrong / Not required in Armstrong ceiling units

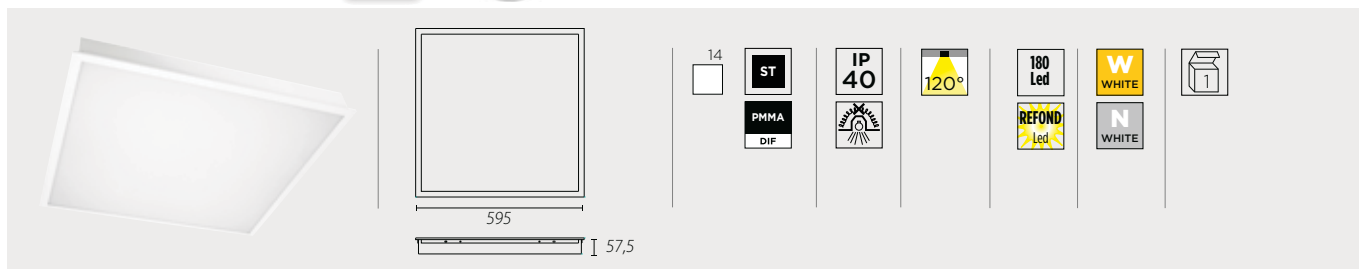


71-4723-N3-00	60X60	Kit suspensión plafón / Suspension kit ceiling light / Kit de suspension plafonnier / Aufhängungskit / Kit per sospensione / Kit para instalação suspensa / Набор аксессуаров для подвешенного монтажа / Zestaw dla instalacji zawieszonej /
---------------	-------	---



BACKLIGHT

NEW

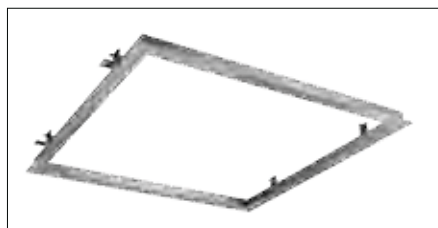


LED



15-5058-14-M1	<input type="checkbox"/>	3200lm	3000K	-	35W	
15-5059-14-M1	<input type="checkbox"/>		4000K			
15-4860-14-M1	<input type="checkbox"/>	max. 3200lm	3000K		max. 35W	
15-4861-14-M1	<input type="checkbox"/>		4000K			

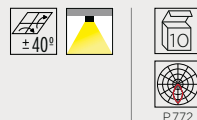
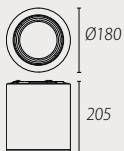
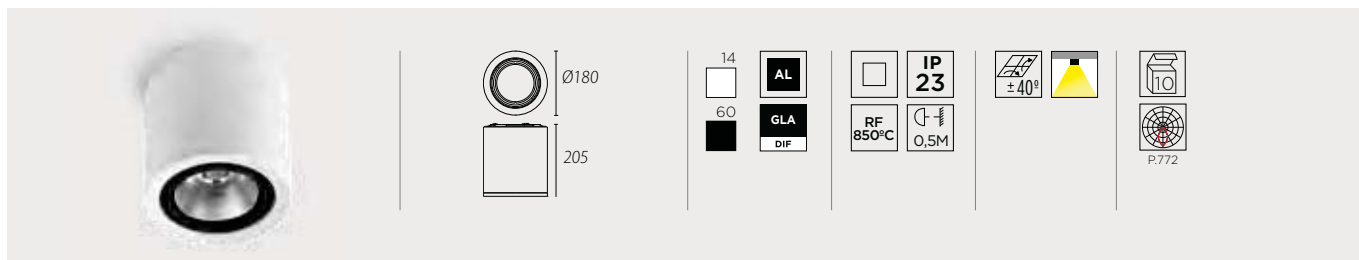
Accesorios / Accessories / Accessoires / Zubehöre / Accessori / Acessórios / Аксессуары / Акcesoria



71-0558-54-00	<input type="checkbox"/>	 630 x 630	Kit empotrar plafón / Recessed kit ceiling light / Kit d'encastrement plafonnier / Kit für Einbaumontage / Kit per incasso / Kit para instalação encastrada / Набор аксессуаров для встроенного монтажа / Zestaw dla instalacji wbudowanej / No necesario en techos tipo Armstrong / Not required in Armstrong ceiling units
----------------------	--------------------------	---------------	---



EXIT



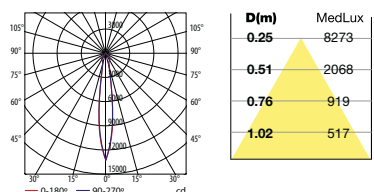
LED CRI80

Estándar Zhaga / Zhaga Standard

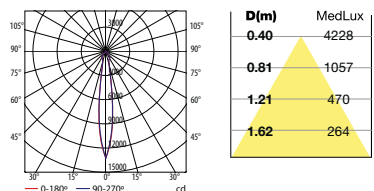


90-2991-14-37	<input type="checkbox"/>	2700lm	3000K	12°	25,9W	 100V 240V
90-2991-60-37	<input checked="" type="checkbox"/>			24°		
90-2992-14-37	<input type="checkbox"/>			38°		
90-2993-14-37	<input type="checkbox"/>			12°		
90-2993-60-37	<input checked="" type="checkbox"/>			24°		
90-2994-14-37	<input type="checkbox"/>		4000K	38°		
90-2994-60-37	<input checked="" type="checkbox"/>			12°		
90-2995-14-37	<input type="checkbox"/>			24°		
90-2995-60-37	<input checked="" type="checkbox"/>			38°		
90-2996-14-37	<input type="checkbox"/>			3100lm		
90-2996-60-37	<input checked="" type="checkbox"/>	24°				
90-2997-14-37	<input type="checkbox"/>	38°				
90-2997-60-37	<input checked="" type="checkbox"/>	12°				
90-2998-14-37	<input type="checkbox"/>	24°				
90-2998-60-37	<input checked="" type="checkbox"/>	38°				
90-2999-14-37	<input type="checkbox"/>	4000K	12°			
90-2999-60-37	<input checked="" type="checkbox"/>		24°			
90-3000-14-37	<input type="checkbox"/>		38°			
90-3000-60-37	<input checked="" type="checkbox"/>		12°			
90-3204-14-37	<input type="checkbox"/>		24°			
90-3204-60-37	<input checked="" type="checkbox"/>	4000K	38°			
90-3207-14-37	<input type="checkbox"/>		12°			
90-3207-60-37	<input checked="" type="checkbox"/>		24°			

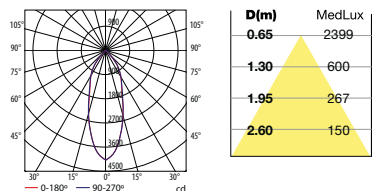
LED 3000K 29,6W 12°



LED 3000K 29,6W 24°



LED 3000K 29,6W 38°



CRI90

90-3523-14-37	<input type="checkbox"/>	2000lm	3000K	12°	25,9W	 100V 240V
90-3523-60-37	<input checked="" type="checkbox"/>			24°		
90-3524-14-37	<input type="checkbox"/>			38°		
90-3524-60-37	<input checked="" type="checkbox"/>			12°		
90-3525-14-37	<input type="checkbox"/>			2800lm		
90-3525-60-37	<input checked="" type="checkbox"/>	38°				
90-3526-14-37	<input type="checkbox"/>	12°				
90-3526-60-37	<input checked="" type="checkbox"/>	24°				
90-3527-14-37	<input type="checkbox"/>	38°				
90-3527-60-37	<input checked="" type="checkbox"/>	4000K	12°			
90-3528-14-37	<input type="checkbox"/>		24°			
90-3528-60-37	<input checked="" type="checkbox"/>	38°				

QR-111

G53 (max. H=77 mm)



90-2984-14-00	<input type="checkbox"/>	max.100W	 220V 240V	09-14
90-2984-60-00	<input checked="" type="checkbox"/>			

AR-111 LED

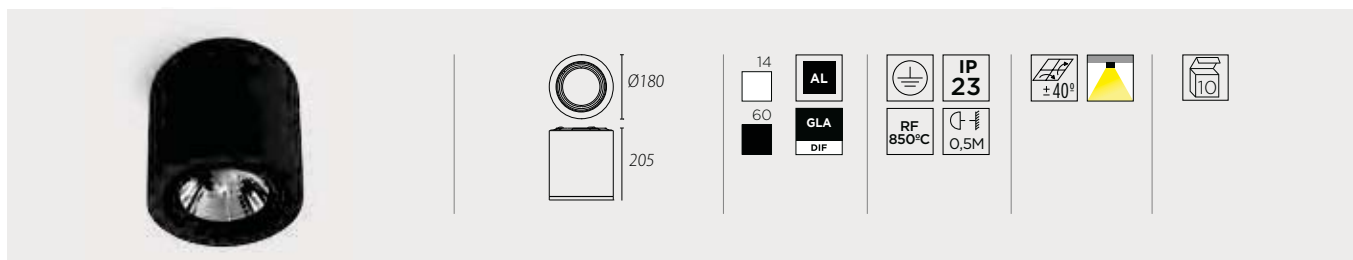
GU10 (max. H=100 mm)



90-2981-14-00	<input type="checkbox"/>	max.15W	-	22-25
90-2981-60-00	<input checked="" type="checkbox"/>			



EXIT



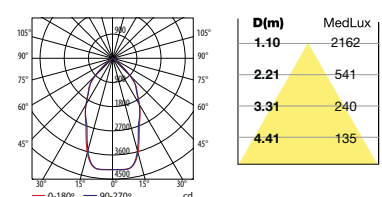
HIT-TC

G8.5

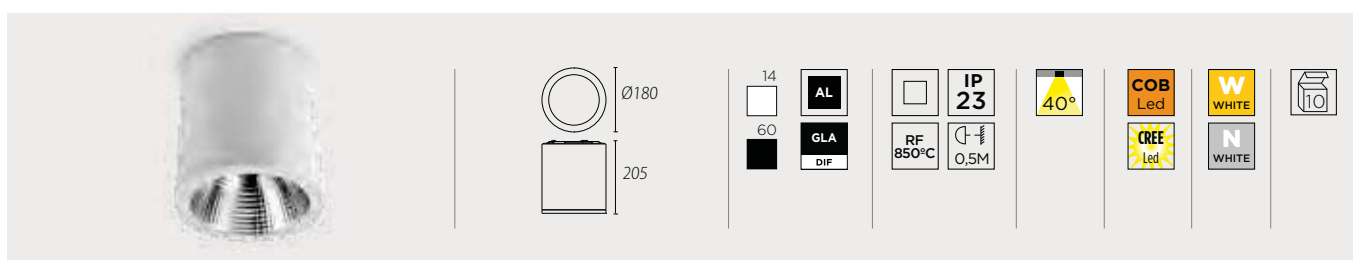
A++ >> A

90-2985-14-37 <input type="checkbox"/>	35W		10°
90-2985-60-37 <input checked="" type="checkbox"/>			24°
90-2986-14-37 <input type="checkbox"/>			45°
90-2986-60-37 <input checked="" type="checkbox"/>			10°
90-2987-14-37 <input type="checkbox"/>			24°
90-2987-60-37 <input checked="" type="checkbox"/>			45°
90-2988-14-37 <input type="checkbox"/>	50W		10°
90-2988-60-37 <input checked="" type="checkbox"/>			24°
90-2989-14-37 <input type="checkbox"/>			45°
90-2989-60-37 <input checked="" type="checkbox"/>			10°
90-2990-14-37 <input type="checkbox"/>			24°
90-2990-60-37 <input checked="" type="checkbox"/>			45°

HIT-TC G8.8 50W 45°



EXIT



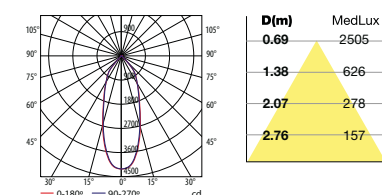
LED CRI80

Estándar Zhaga / Zhaga Standard

A++ >> A

90-3208-14-37 <input type="checkbox"/>	2700lm	3000K	25,9W	
90-3208-60-37 <input checked="" type="checkbox"/>				
90-3209-14-37 <input type="checkbox"/>				
90-3209-60-37 <input checked="" type="checkbox"/>				
90-3210-14-37 <input type="checkbox"/>	3100lm	3000K	29,6W	
90-3210-60-37 <input checked="" type="checkbox"/>				
90-3211-14-37 <input type="checkbox"/>				
90-3211-60-37 <input checked="" type="checkbox"/>				

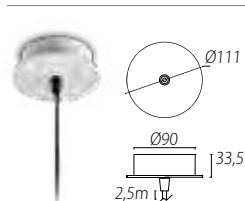
LED 3000K 29,6W 40°



CRI90

90-3529-14-37 <input type="checkbox"/>	2000lm	3000K	25,9W	
90-3529-60-37 <input checked="" type="checkbox"/>				
90-3530-14-37 <input type="checkbox"/>	2800lm	4000K	33,7W	
90-3530-60-37 <input checked="" type="checkbox"/>				

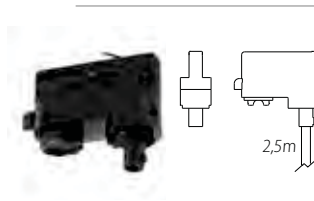
Accesorios / Accessories / Accessoires / Zubehöre / Accessori / Acessórios / Аксессуары / Akcesoria



71-3223-14-00

71-3223-60-00

Kit suspensión / Suspension Kit / Kit suspension / Aufhängekit / Kit sospensione / Kit de suspensão / Набор для подвешного монтажа / Zestaw do zawieszenia

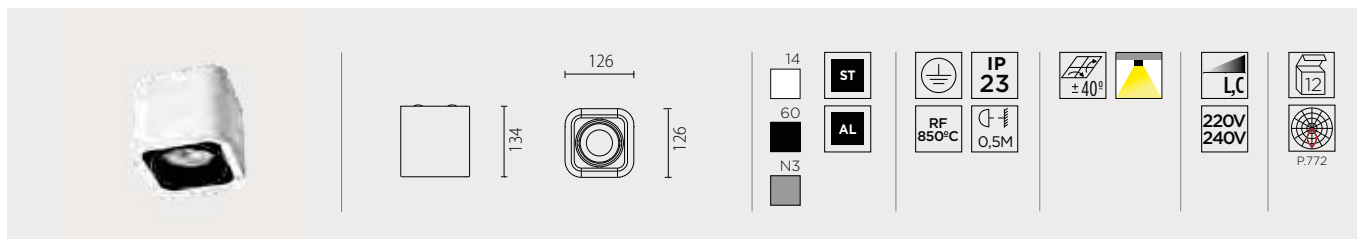


71-3531-60-00

Kit suspensión carril / Track Suspended Kit / Kit suspension / Aufhängekit / Kit sospensione / Kit de suspensão / Набор для подвешного монтажа для шины / Zestaw do zawieszenia



BACO

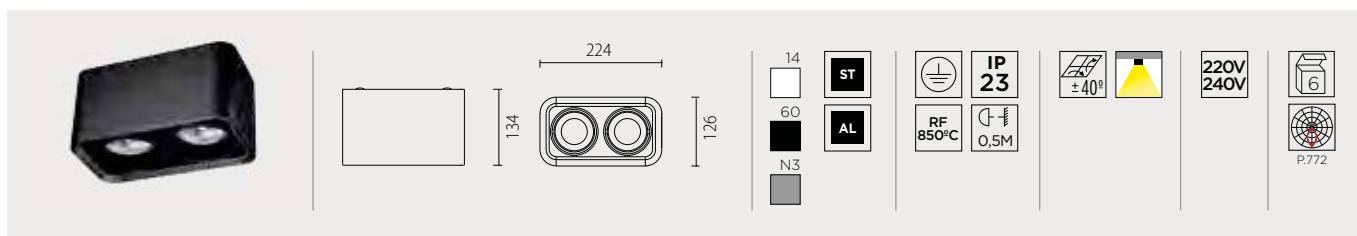


QR-CBC51

GU5.3



DM-1150-14-00	<input type="checkbox"/>	max. 50W			1-8
DM-1150-60-00	<input type="checkbox"/>				
DM-1150-N3-00	<input type="checkbox"/>				



QR-CBC51

GU5.3



DM-1151-14-00	<input type="checkbox"/>	2 x max. 50W			1-8
DM-1151-60-00	<input type="checkbox"/>				
DM-1151-N3-00	<input type="checkbox"/>				

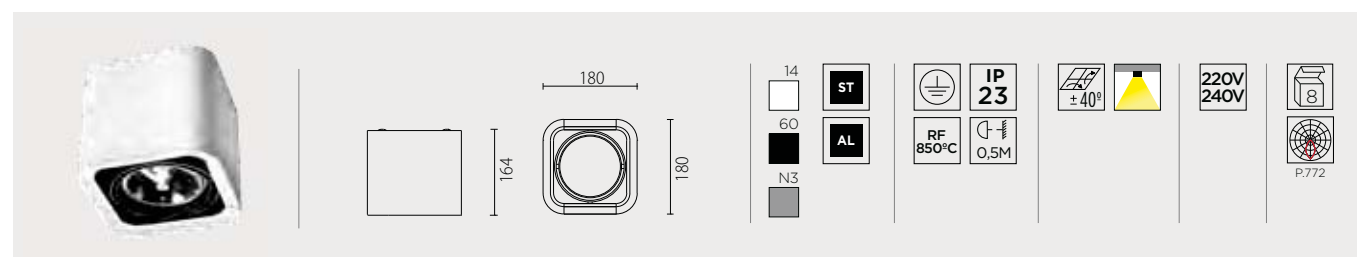
MR16

GU5.3 (max. H=50 mm)



90-3550-14-00	<input type="checkbox"/>	2 x max. 7W	
90-3550-60-00	<input type="checkbox"/>		
90-3550-N3-00	<input type="checkbox"/>		

Sólo compatible con bombillas LED-C4/ Only compatible with LED-C4 bulbs./ Uniquement compatible avec des ampoules LED-C4/ Nur mit LED-C4-Lampen kompatibel./ Compatibile soltanto con lampadine LED-C4/ Compatível apenas com lâmpadas LED-C4/ Совместимы только с лампочками LED C4/ Kompatybilne tylko z żarówkami LED-C4



QR-111 *

G53



DM-1100-14-00	<input type="checkbox"/>	max. 75W			9-11
DM-1100-60-00	<input type="checkbox"/>				
DM-1100-N3-00	<input type="checkbox"/>				

AR-111 LED

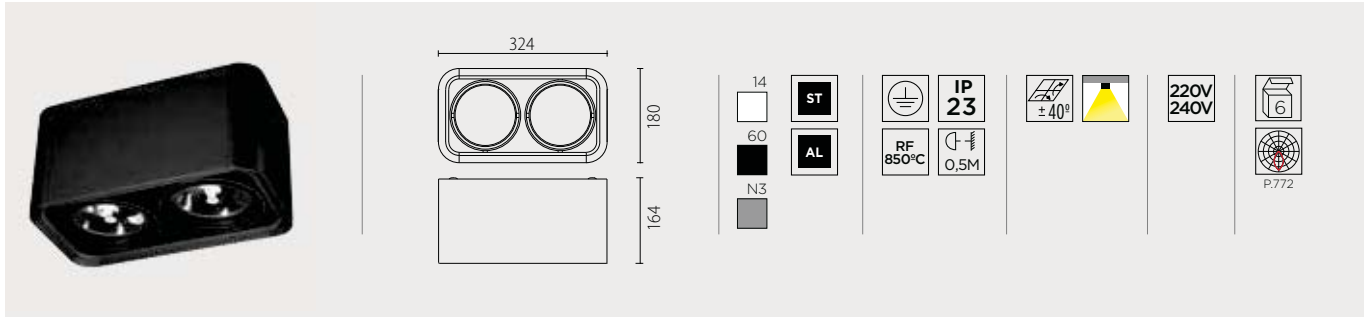
G53 (max. H=57 mm)



90-3546-14-00	<input type="checkbox"/>	max. 15W			22-25
90-3546-60-00	<input type="checkbox"/>				
90-3546-N3-00	<input type="checkbox"/>				

Sólo compatible con bombillas LED-C4/ Only compatible with LED-C4 bulbs./ Uniquement compatible avec des ampoules LED-C4/ Nur mit LED-C4-Lampen kompatibel./ Compatibile soltanto con lampadine LED-C4/ Compatível apenas com lâmpadas LED-C4/ Совместимы только с лампочками LED C4/ Kompatybilne tylko z żarówkami LED-C4

BACO



QR-111 *

G53



A++ >>> C

DM-1101-14-00	<input type="checkbox"/>	2 x max. 75W			9-11
DM-1101-60-00	<input type="checkbox"/>				
DM-1101-N3-00	<input type="checkbox"/>				

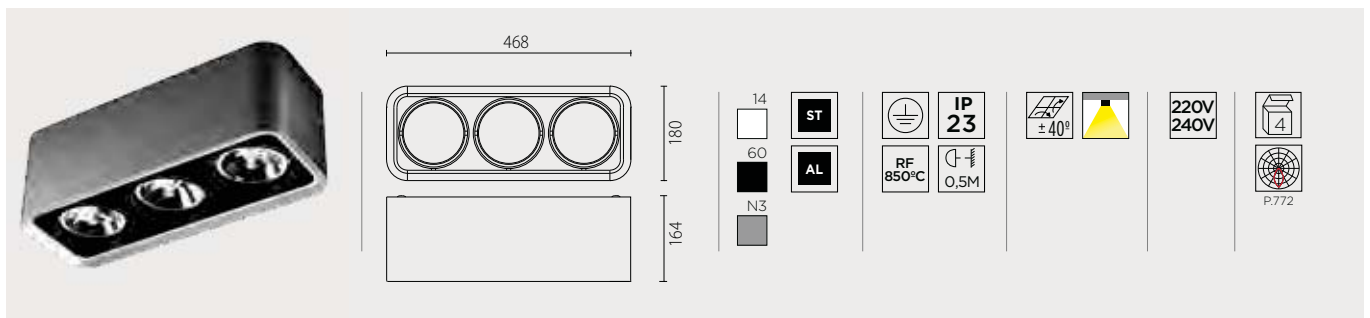
AR-111 LED

G53 (max. H=77 mm)

A+ >> A

90-3547-14-00	<input type="checkbox"/>	2 x max. 15W			22-25
90-3547-60-00	<input type="checkbox"/>				
90-3547-N3-00	<input type="checkbox"/>				

Sólo compatible con bombillas LED-S-C4/ Only compatible with LED-S-C4 bulbs./ Uniquement compatible avec des ampoules LED-S-C4/ Nur mit LED-S-C4-Lampen kompatibel./ Compatibile soltanto con lampadine LED-S-C4/ Compatível apenas com lâmpadas LED-S-C4/ Совместимы только с лампочками LED-S-C4/ Kompatybilne tylko z żarówkami LED-S-C4



QR-111 *

G53



A++ >>> C

DM-1102-14-00	<input type="checkbox"/>	3 x max. 75W			9-11
DM-1102-60-00	<input type="checkbox"/>				
DM-1102-N3-00	<input type="checkbox"/>				

AR-111 LED

G53 (max. H=77 mm)

A+ >> A

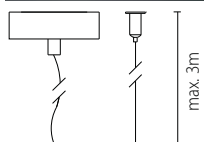
90-3548-14-00	<input type="checkbox"/>	3 x max. 15W			22-25
90-3548-60-00	<input type="checkbox"/>				
90-3548-N3-00	<input type="checkbox"/>				

Sólo compatible con bombillas LED-S-C4/ Only compatible with LED-S-C4 bulbs./ Uniquement compatible avec des ampoules LED-S-C4/ Nur mit LED-S-C4-Lampen kompatibel./ Compatibile soltanto con lampadine LED-S-C4/ Compatível apenas com lâmpadas LED-S-C4/ Совместимы только с лампочками LED-S-C4/ Kompatybilne tylko z żarówkami LED-S-C4



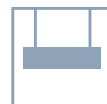
Accesorios / Accessories / Accessoires / Zubehöre /
Accessori / Acessórios / Аксессуары / Akcesoria

PARA CÓDIGO / FOR CODE
POUR CODE / FÜR ARTIKEL-NR /
PER CODICE / PARA CÓDIGO /
ДЛЯ АРТИКУЛА / DLA KODU



ACT-9044-14-00 <input type="checkbox"/>	DM-1100 90-3546	Kit suspensión + 1 sirga / Suspension Kit + 1 steel cable / Kit suspension + 1 câble de suspension / Aufhängekit + 1 Stahlkabel / Kit sospensione + 1 cavo / Kit de suspensão + 1 cabo de suspensão / Набор для подвешного монтажа + 1 трос / Zestaw do zawieszenia + 1 linka
ACT-9044-60-00 <input checked="" type="checkbox"/>		
ACT-9044-N3-00 <input type="checkbox"/>		
ACT-9045-14-00 <input type="checkbox"/>	DM-1101 90-3547 DM-1102 90-3548	Kit suspensión + 2 sirga / Suspension Kit + 2 steel cable / Kit suspension + 2 câble de suspension / Aufhängekit + 2 Stahlkabel / Kit sospensione + 2 cavi / Kit de suspensão + 2 cabos de suspensão / Набор для подвешного монтажа + 2 троса / Zestaw do zawieszenia + 2 linka
ACT-9045-60-00 <input checked="" type="checkbox"/>		
ACT-9045-N3-00 <input type="checkbox"/>		

TECHNICAL



LINEAL LIGHTING SYSTEMS

SISTEMAS LINEALES DE ILUMINACIÓN
 SYSTÈMES D'ÉCLAIRAGE LINÉAIRES
 LINEARE BELEUCHTUNGSSYSTEME
 SISTEMI LINEARI D'ILLUMINAZIONE
 SISTEMAS LINEARES DE ILUMINAÇÃO
 ЛИНЕЙНЫЕ СИСТЕМЫ ОСВЕЩЕНИЯ
 LINIOWE SYSTEMY O WIEŃLENIOWE



INFINITE



INFINITE C



INFINITE LED



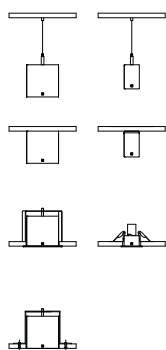
INFINITE C LED

P. 164

P. 156

P. 162

P. 156



	<input type="checkbox"/>	<input type="checkbox"/>	<input type="checkbox"/>	<input type="checkbox"/>
	<input type="checkbox"/>	<input type="checkbox"/>	<input type="checkbox"/>	<input type="checkbox"/>
	<input type="checkbox"/>	<input type="checkbox"/>	<input type="checkbox"/>	<input type="checkbox"/>
	<input type="checkbox"/>	<input type="checkbox"/>	<input type="checkbox"/>	<input type="checkbox"/>
1 X TL5/G5	<input type="checkbox"/>	<input type="checkbox"/>		
2 X TL5/G5	<input type="checkbox"/>	<input type="checkbox"/>		
LED			<input type="checkbox"/>	<input type="checkbox"/>
39W (900mm)	<input type="checkbox"/>			
28W (1134mm)			<input type="checkbox"/>	
54W (1200mm)	<input type="checkbox"/>			
80W (1500mm)	<input type="checkbox"/>			
XXXX mm		<input type="checkbox"/>		<input type="checkbox"/>
	<input type="checkbox"/>			
	<input type="checkbox"/>	<input type="checkbox"/>	<input type="checkbox"/>	<input type="checkbox"/>
	<input type="checkbox"/>			
N3	<input type="checkbox"/>	<input type="checkbox"/>	<input type="checkbox"/>	<input type="checkbox"/>
14	<input type="checkbox"/>	<input type="checkbox"/>	<input type="checkbox"/>	<input type="checkbox"/>
			<input type="checkbox"/>	<input type="checkbox"/>
	<input type="checkbox"/>	<input type="checkbox"/>	<input type="checkbox"/>	<input type="checkbox"/>







INFINITE C LED

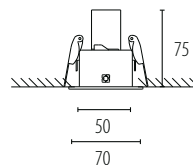
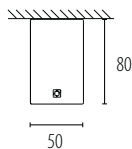
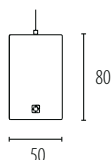
NEW



Suspendida / Suspended / En suspension / Hängelampe / A sospensione / Suspensa / Подвесной / Zwieszana

Adosada / Surface mounted / En surface / Aufbau / Montata in superficie / Montada em superficie / Поверхностный / Natynkowa

Empotrada trim / Recessed with trim / Encastré « trim » / Trim-Einbau / Einbauleuchte mit Rahmen / Incasso trim / Encastrada com aro / Встроенный с рамкой / Wbudowana typu trim (z obrzeżem)



ELIGE TU COLOR CHOOSE YOUR COLOUR



Posibilidad de ofrecer diferentes acabados, bajo pedido. Consulte con nuestro Equipo Comercial.

Possibility to offer different finishes, upon request. Get in contact with our Sales Team.

Possibilitè de différentes finitions sur commande. Consultez notre équipe commerciale.

Andere Oberflächengestaltungen auf Anfrage. Unsere Vertriebsmitarbeiter beraten Sie gern.

Possibilità di offrire diverse rifiniture, su richiesta. Rivolgersi al nostro staff commerciale.

Possibilidade de oferecer diferentes acabamentos, sob pedido. Consulte a nossa Equipa Comercial.

Возможность предложить различные варианты отделки, по заказу. Обращайтесь в наш коммерческий отдел.

Możliwość zaoferowania różnego wykończenia na zamówienie. Proszę skontaktować się z naszym Działem Handlowym.

INFINITE C

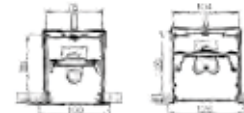
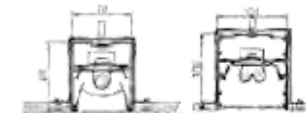
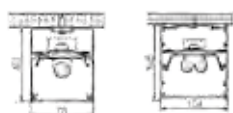
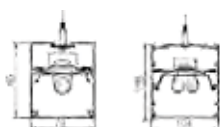



Suspendida / Suspended / En suspension / Hängelampe / A sospensione / Suspensa / Подвесной / Zwieszana

Adosada / Surface mounted / En surface / Aufbau / Montata in superficie / Montada em superficie / Поверхностный / Natynkowa

Empotrada trimless / Trimless recessed / Encastré « trimless » / Einbauleuchte ohne Rahmen / Incasso trimless / Encastrada sem aro / Встроенный рамки / Wbudowana typu trimless (bez obrzeża)

Empotrada trim / Recessed with trim / Encastré « trim » / Trim-Einbau / Einbauleuchte mit Rahmen / Incasso trim / Encastrada com aro / Встроенный с рамкой / Wbudowana typu trim (z obrzeżem)



INFORMACIÓN PARA EFECTUAR EL PEDIDO / ORDERING INFORMATION / INFORMATIONS NÉCESSAIRES À LA COMMANDE / INFORMATION FÜR BESTELLUNGEN / COME EFFETTUARE L'ORDINE / INFORMAÇÕES NECESSÁRIAS PARA EFETUAR A ENCOMENDA / ИНФОРМАЦИЯ ДЛЯ ОФОРМЛЕНИЯ ЗАКАЗА / INFORMACJE DLA DOKONANIA ZAMÓWIENIA

Sistema de codificación / Codification system / Système de codification / Zusammensetzung der Bestellnummern / Sistema di codificazione / Sistema de codificação / Система кодификации / System kodowania

PASO 1 / STEP 1 / ÉTAPE 1 / SCHRITT 1 / FASE 1 / PASSO 1 / ШАГ 1 / KROK 1

Elija la fuente de luz / Choose the light source / Choisissez la source lumineuse / Lichtquelle auswählen / Scelga la fonte di luce / Escolha a fonte de luz / Выберите источник света / Wybierz źródło światła

1 x T5



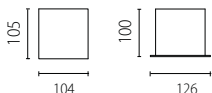
L1: Lineal continuo de 1 lámpara T5
 Continuous lineal for 1 T5 lamp
 Linéaire continu 1 lampe T5
 Kontinuierlich lineal mit 1 T5-Lampe
 Lineare continuo di 1 lampada T5
 Linear continuo de 1 lâmpada T5
 Линейный светильник непрерывного освещения на 1 лампу T5
 Liniowy ciągły dla 1 lampy T5




Ejemplo / Example / Exemple / Beispiel / Esempio / Exemplo / Пример / Przykład




2 X T5



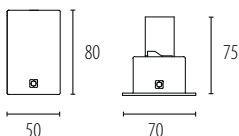
L2: Lineal continuo de 2 lámparas T5
 Continuous lineal for 2 T5 lamps
 Linéaire continu 2 lampes T5
 Kontinuierlich lineal mit 2 T5-Lampen
 Lineare continuo di 2 lampade T5
 Linear continuo de 2 lâmpadas T5
 Линейный светильник непрерывного освещения на 2 лампы T5
 Liniowy ciągły dla 2 lampy T5



Ejemplo / Example / Exemple / Beispiel / Esempio / Exemplo / Пример / Przykład



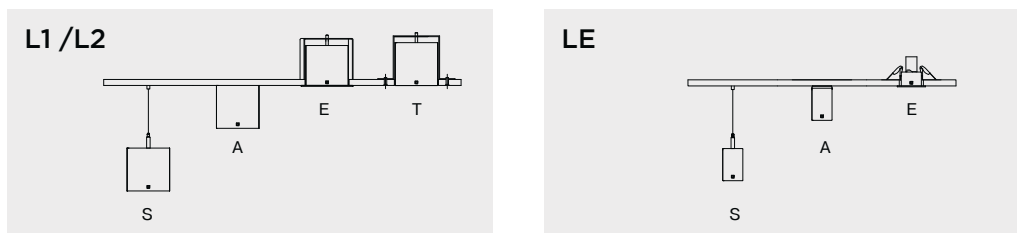
LED



LE Lineal continuo LED
 LED following line
 Linéaire continu LED
 Kontinuierlich lineal LED
 Lineare continuo LED
 Linear continuo LED
 Непрерывный линейный светодиод
 Liniowy ciągły LED

PASO 2 / STEP 2 / ÉTAPE 2 / SCHRITT 2 / FASE 2 / PASSO 2 / ШАГ 2 / KROK 2

Elija su aplicación / Choose your application / Choisissez votre application / Montageart wählen / Scegliere l'applicazione / Escolha a sua aplicação / Выберите тип монтажа / Proszę wybrać swoje zastosowanie



S:	Suspendido / Suspended / En suspension / Aufhängung / A sospensione / Suspensa / Подвесной / Zwieszana
A:	Adosado / Surface mounted / En surface / Aufbaumontage / Montata in superficie / Montada em superfície / Поверхностный / Natynkowa
E:	Empotrado / Recessed / Encastré / Einbaumontage / Ad incasso / Encastrada / Встроенный / Wbudowana
T:	Empotrada trimless / Trimless recessed / Encastré « trimless » / Einbaumontage ohne Rahmen / Ad incasso trimless / Encastrada sem aro / Встроенный без рамки / Wbudowana typu trimless (bez obrzeża).

Aplicación empotrada "trimless" no disponible en versión LED / Trimless recessed fitting not available in LED version. / Application encastrée « trimless » (sans bords) non disponible en version LED / Trimless-Einbauapplikation nicht in LED-Version verfügbar / Applicazione a incasso "trimless" (sem aro) non disponibile in versione LED / Aplicação encastrada "sem aro" não disponível na versão LED / Монтаж без рамки в версии LED отсутствует. / Zastosowanie do wbudowania „trimless” (bez obrzeża) niedostępny w wersji LED

PASO 3 / STEP 3 / ÉTAPE 3 / SCHRITT 3 / FASE 3 / PASSO 3 / ШАГ 3 / KROK 3

T5

Elija la longitud que necesite en milímetros (5 dígitos) / Choose the length required in millimeters (5 digits) / Choisissez la longueur nécessaire en millimètres (5 chiffres) / Länge in mm wählen (5 Stellen) / Escolha o comprimento necessário em milímetros (5 dígitos) / Scegliere la lunghezza necessaria in millimetri (5 cifre) / Выберите необходимую длину в мм (5 знаков) / Proszę wybrać żądaną w milimetrach (5 cyfr)

Ejemplo/ Example / Exemple / Beispiel / Exemplo / Esempio / Пример / Przykład:

02410 = 2,41 metros/ 2,41 meters

04810 = 4,81 metros/ 4,81 meters

10680 = 10,68 metros/ 10,68 meters

LED

Para versiones LED, la longitud debe ser un múltiplo de 280 mm. + 10 mm. (tapas) / For LED versions, the length must be multiple of 280 mm. + 10 mm. (end caps) / Pour les versions LED, la longueur doit être un multiple de 280 mm. + 10 mm. (cache final) / Für LED-Versionen muss die Länge ein Vielfaches von 280 mm. + 10 mm. (Endkappe) sein. / Per versioni LED, la lunghezza dev'essere un multiplo di 280 mm. + 10 mm. (Cappuccio finale) / Para versões LED, o comprimento deve ser um múltiplo de 280 mm. + 10 mm. (Toro final) / Для светодиодов длина должна быть кратной 280 мм + 10 мм (Торцевая заглушка) / Dla wersji LED długość powinna być wielokrotnością 280 mm. + 10 mm. (Zaslepka)

Ejemplo/ Example / Exemple / Beispiel / Exemplo / Esempio / Пример / Przykład:

02810 = 2,81 metros/ 2,81 meters

PASO 4 / STEP 4 / ÉTAPE 4 / SCHRITT 4 / FASE 4 / PASSO 4 / ШАГ 4 / KROK 4

Haga su pedido / Place your order / Passez commande / Bestellung aufgeben / Faça a sua encomenda / Effettuare l'ordine / Оформите заказ / Proszę wykonać zamówienie

1	2	3
Fuente de luz Light source Source lumineuse Lichtquelle Fonte di luce Fonte de luz Источник света Źródło światła	Aplicación Application Application Montageart Applicazione Aplicação Монтаж Zastosowanie	Longitud en mm Length in mm Longueur en mm Länge in mm Lunghezza in mm Comprimento em mm Длина в мм Długość w mm
L1 L2 LE	S A E T	xxxxx

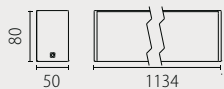
Ejemplo/ Example / Exemple / Beispiel / Esempio / Exemplo / Пример / Przykład:

L1-A-02410 = Lineal continuo de 1 T5 adosado de 2,41 metros.
Surfaced mounted continuous row for 1 T5 lamp with 2,41 meters.
Linéaire continu de 1 T5 en surface de 2,41 mètres
Kontinuierlich lineal mit 1 x T5, Oberfläche, 2,41 m.
Lineare continuo di 1 T5 montata in superficie di 2,41 metri

Linear continuo de 1 T5 montada à superfície de 2,41 metros.
Линейный светильник непрерывного освещения на 1 лампу T5, для поверхностного монтажа длиной 2,41 метра
Liniowy ciągły 1 T5 przylegający o 2,41 metra



INFINITE LED

NEW


LED

A++ >>> A	15-4797-14-00 <input type="checkbox"/>	3500lm	3000K	28,6W
	15-4797-N3-00 <input type="checkbox"/>			
15-4798-14-00 <input type="checkbox"/>	3800lm	4000K		
15-4798-N3-00 <input type="checkbox"/>				



71-4911-N3-00

Sirgas / Steel cord / Câble de suspension / Cabos de suspensão / Cavi in acciaio / Stahlkabel / Тросы / Liny

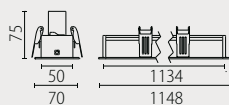


+



71-4834-14-00

Floron / Power supply unit / Base d'alimentation / Netzteil / Base de alimentação / Base d'alimentazione / Защитно-декоративный колпачок / Podszufitka



LED

A++ >>> A	90-4799-14-00 <input type="checkbox"/>	3500lm	3000K	28,6W
	90-4799-N3-00 <input type="checkbox"/>			
90-4800-14-00 <input type="checkbox"/>	3800lm	4000K		
90-4800-N3-00 <input type="checkbox"/>				

Accesorios / Accessories / Accessoires / Zubehöre / Accessori / Acessórios / Akcesoria / Аксессуары



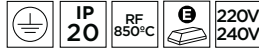
71-4923-00-00


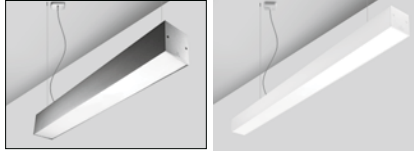


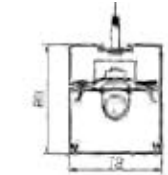
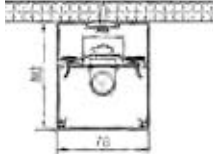
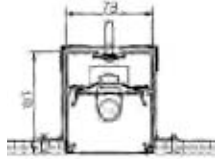

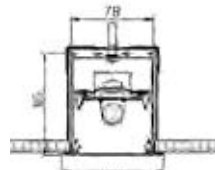
Kit unión perfil / Profile union kit / Kit de raccordi profil / Verbindungskit Profil / Kit di unione profilo / Kit de união perfil / Набор соединительный для профиля / Zestaw łączący profil


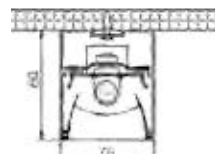
ELIGE TU COLOR
CHOOSE YOUR COLOUR



Posibilidad de ofrecer diferentes acabados, bajo pedido. Consulte con nuestro Equipo Comercial.
 Possibility to offer different finishes, upon request. Get in contact with our Sales Team.
 Possibilité de différentes finitions sur commande. Consultez notre équipe commerciale.
 Andere Oberflächengestaltungen auf Anfrage. Unsere Vertriebsmitarbeiter beraten Sie gern.
 Possibilità di offrire diverse rifiniture, su richiesta. Rivolgersi al nostro staff commerciale.
 Possibilidade de oferecer diferentes acabamentos, sob pedido. Consulte a nossa Equipa Comercial.
 Возможность предложить различные варианты отделки, по заказу. Обращайтесь в наш коммерческий отдел.
 Możliwość zaoferowania różnego wykończenia na zamówienie. Proszę skontaktować się z naszym Działem Handlowym.



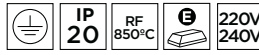
 <p>Polycarbonato / Polycarbonate / Polycarbonate / Polycarbonat / Polycarbonat / Polycarbonato / Polycarbonat / Полікарбонат / Поликарбонат / Poliwęglan</p>	39W (900mm)	AD-0659-N3-00 <input checked="" type="checkbox"/> (standard)	<p>Suspendida Suspended En suspension Hängeleuchte A sospensione Suspensa Подвесной Zawieszona</p> <p>Adosada Surface mounted En surface Aufbauleuchte Montata in superficie Montada em superficie Поверхностный Natynkowa</p> <p>Empotrada trimless Trimless recessed Encastré « trimless » Einbauleuchte ohne Rahmen A incasso trimless Encastrada sem aro Встроенный без рамки Wbudowana typu trimless (bez obrzeża)</p>	  	  
	39W (900mm)	AD-0683-N3-00 <input checked="" type="checkbox"/> (1-10v)			
	39W (900mm)	AD-0694-N3-00 <input checked="" type="checkbox"/> (DALI)			
	54W (1200mm)	AD-0660-14-00 <input type="checkbox"/> (standard)			
	54W (1200mm)	AD-0660-N3-00 <input checked="" type="checkbox"/> (standard)			
	54W (1200mm)	AD-0684-14-00 <input type="checkbox"/> (1-10v)			
	54W (1200mm)	AD-0684-N3-00 <input checked="" type="checkbox"/> (1-10v)			
	54W (1200mm)	AD-0695-14-00 <input type="checkbox"/> (DALI)			
	54W (1200mm)	AD-0695-N3-00 <input checked="" type="checkbox"/> (DALI)			
	80W (1500mm)	AD-0661-N3-00 <input checked="" type="checkbox"/> (standard)			
80W (1500mm)	AD-0685-N3-00 <input checked="" type="checkbox"/> (1-10v)				
80W (1500mm)	AD-0696-N3-00 <input checked="" type="checkbox"/> (DALI)				
39W (900mm)	EP-1620-14-00 <input type="checkbox"/> (standard)	<p>Empotrada trim Recessed with trim Encastré « trim » Einbauleuchte mit Rahmen A incasso trim Encastrada com aro Встроенная с рамкой Wbudowana typu trim (z obrzeżem)</p>			
39W (900mm)	EP-1643-14-00 <input type="checkbox"/> (1-10v)				
39W (900mm)	EP-1654-14-00 <input type="checkbox"/> (DALI)				
54W (1200mm)	EP-1621-14-00 <input type="checkbox"/> (standard)				
54W (1200mm)	EP-1644-14-00 <input type="checkbox"/> (1-10v)				
54W (1200mm)	EP-1655-14-00 <input type="checkbox"/> (DALI)				
80W (1500mm)	EP-1622-14-00 <input type="checkbox"/> (standard)				
80W (1500mm)	EP-1645-14-00 <input type="checkbox"/> (1-10v)				
80W (1500mm)	EP-1656-14-00 <input type="checkbox"/> (DALI)				

 <p>Doble parabólica / Double parabolic / Double parabol / Doppelparabol / Doppia parabola / Dupla parabólica / Двойной параболический / Podwójna parabola</p>	39W (900mm)	AD-0656-N3-00 <input checked="" type="checkbox"/> (standard)	<p>Suspendida Suspended En suspension Hängeleuchte A sospensione Suspensa Подвесной Zawieszona</p> <p>Adosada Surface mounted En surface Aufbauleuchte Montata in superficie Montada em superficie Поверхностный Natynkowa</p> <p>Empotrada trimless Trimless recessed Encastré « trimless » Einbauleuchte ohne Rahmen A incasso trimless Encastrada sem aro Встроенный без рамки Wbudowana typu trimless (bez obrzeża)</p>	  	  
	39W (900mm)	AD-0680-N3-00 <input checked="" type="checkbox"/> (1-10v)			
	39W (900mm)	AD-0691-N3-00 <input checked="" type="checkbox"/> (DALI)			
	54W (1200mm)	AD-0657-14-00 <input type="checkbox"/> (standard)			
	54W (1200mm)	AD-0657-N3-00 <input checked="" type="checkbox"/> (standard)			
	54W (1200mm)	AD-0681-14-00 <input type="checkbox"/> (1-10v)			
	54W (1200mm)	AD-0681-N3-00 <input checked="" type="checkbox"/> (1-10v)			
	54W (1200mm)	AD-0692-14-00 <input type="checkbox"/> (DALI)			
	54W (1200mm)	AD-0692-N3-00 <input checked="" type="checkbox"/> (DALI)			
	80W (1500mm)	AD-0658-N3-00 <input checked="" type="checkbox"/> (standard)			
80W (1500mm)	AD-0682-N3-00 <input checked="" type="checkbox"/> (1-10v)				
80W (1500mm)	AD-0693-N3-00 <input checked="" type="checkbox"/> (DALI)				
39W (900mm)	EP-1617-14-00 <input type="checkbox"/> (standard)	<p>Empotrada trim Recessed with trim Encastré « trim » Einbauleuchte mit Rahmen A incasso trim Encastrada com aro Встроенная с рамкой Wbudowana typu trim (z obrzeżem)</p>			
39W (900mm)	EP-1640-14-00 <input type="checkbox"/> (1-10v)				
39W (900mm)	EP-1651-14-00 <input type="checkbox"/> (DALI)				
54W (1200mm)	EP-1618-14-00 <input type="checkbox"/> (standard)				
54W (1200mm)	EP-1641-14-00 <input type="checkbox"/> (1-10v)				
54W (1200mm)	EP-1652-14-00 <input type="checkbox"/> (DALI)				
80W (1500mm)	EP-1619-14-00 <input type="checkbox"/> (standard)				
80W (1500mm)	EP-1642-14-00 <input type="checkbox"/> (1-10v)				
80W (1500mm)	EP-1653-14-00 <input type="checkbox"/> (DALI)				

Accesorios / Accessories / Accessoires / Zubehöre / Accessori / Acessórios / Аксессуары / Akcesoria

Necesarios / Required / Nécessaires / Notwendig / Indispensabili / Necessários / Необходимые / Konieczne Opcionales / Optional / En option / Opzionale / Opzionali / Opcionais / По желанию / Do wyboru

ACT-9091-N3-00 ■ 2 units/ref	ACT-9090-14-00 □ ACT-9090-N3-00 ■ (standard)	ACT-9083-N3-00 ■ (1-10V or DALI)			
Sirgas / Steel cord / Câble de suspension / Stahlkabel / Cavi in acciaio / Cabos de suspensão / Тросы / Liny	Florón / Power supply unit / Base d'alimentation / Netzteil / Base d'alimentazione / Base de alimentação / Защитно-декоративный колпачок / Podsufitka				
2 m	2,5 m				
			(78mm)	165 (78mm)	165 78 (78mm)
(78mm)			ACT-9114-00-00 Kit unión perfil / Profile union kit / Kit de raccord profil / Verbindungskit Profil / Kit di unione profilo / Kit de união perfil / Набор соединительный для профиля / Zestaw łączący profil	ACT-9150-14-M1 □ ACT-9150-N3-M1 ■ Conector 90° con difusor policarbonato / L-shape connector + PC cover / Connecteur 0° avec diffuseur polycarbonate / 90-Grad-Stecker mit Diffusor aus Polycarbonat / Connettore 90° con diffusore di policarbonato / Conector 90° com difusor de policarbonato / Уголок соединительный L-образный с рассеивателем из поликарбоната / Złącza 90° z poliwęglanowym dyfuzorem	ACT-9154-14-M1 □ ACT-9154-N3-M1 ■ Conector T con difusor policarbonato / T-shape connector + PC cover / Connecteur en T avec diffuseur polycarbonate / T-Stecker mit Diffusor aus Polycarbonat / Connettore a T con diffusore di policarbonato / Conector T com difusor de policarbonato / Соединитель T-образный с рассеивателем из поликарбоната / Złącza w kształcie T z poliwęglanowym dyfuzorem
ACT-9092-00-00 ■ 2 units/ref Kit para empotrar perfil trimless / Trimless recessed kit / Kit d'encastrement profil « trimless» / Einbautkit Profil ohne Rahmen / Kit per incasso profilo trimless / Kit para encastrar o perfil sem aro / Набор для встроенного монтажа профиля без рамки / Zestaw do wbudowania profilu typu trimless (bez obrzeża)					
(100mm)			(100mm)	165 (100mm)	
			ACT-9096-00-00 Kit unión perfil / Profile union kit / Kit de raccord profil / Verbindungskit Profil / Kit di unione profilo / Kit de união perfil / Набор соединительный для профиля / Zestaw łączący profil	ACT-9152-14-M1 □ Conector 90° con difusor policarbonato / L-shape connector + PC cover / Connecteur 0° avec diffuseur polycarbonate / 90-Grad-Stecker mit Diffusor aus Polycarbonat / Connettore 90° con diffusore di policarbonato / Conector 90° com difusor de policarbonato / Уголок соединительный L-образный с рассеивателем из поликарбоната / Złącza 90° z poliwęglanowym dyfuzorem	
ACT-9091-N3-00 ■ 2 units/ref	ACT-9090-14-00 □ ACT-9090-N3-00 ■ (standard)	ACT-9083-N3-00 ■ (1-10V or DALI)			
Sirgas / Steel cord / Câble de suspension / Stahlkabel / Cavi in acciaio / Cabos de suspensão / Тросы / Liny	Florón / Power supply unit / Base d'alimentation / Netzteil / Base d'alimentazione / Base de alimentação / Защитно-декоративный колпачок / Podsufitka				
2 m	2,5 m				
			(78mm)		
(78mm)			ACT-9114-00-00 Kit unión perfil / Profile union kit / Kit de raccord profil / Verbindungskit Profil / Kit di unione profilo / Kit de união perfil / Набор соединительный для профиля / Zestaw łączący profil		
ACT-9092-00-00 ■ 2 units/ref Kit para empotrar perfil trimless / Trimless recessed kit / Kit d'encastrement profil « trimless» / Einbautkit Profil ohne Rahmen / Kit per incasso profilo trimless / Kit para encastrar o perfil sem aro / Набор для встроенного монтажа профиля без рамки / Zestaw do wbudowania profilu typu trimless (bez obrzeża)					
(100mm)			(100mm)		
			ACT-9096-00-00 Kit unión perfil / Profile union kit / Kit de raccord profil / Verbindungskit Profil / Kit di unione profilo / Kit de união perfil / Набор соединительный для профиля / Zestaw łączący profil		



<p>Polycarbonato / Polycarbonate / Polycarbonate / Polycarbonat / Polycarbonato / Polycarbonato / Поликарбонат / Poliweglan</p>	2x39W (900mm)	AD-0665-N3-00 <input checked="" type="checkbox"/> (standard)	Suspendida Suspended En suspension Hängeleuchte A sospensione Suspensa Подвесной Zawieszona		
	2x39W (900mm)	AD-0689-N3-00 <input checked="" type="checkbox"/> (1-10V)			
	2x39W (900mm)	AD-0700-N3-00 <input checked="" type="checkbox"/> (DALI)			
	2x54W (1200mm)	AD-0666-14-00 <input type="checkbox"/> (standard)	Adosada Surface mounted En surface Aufbauleuchte Montata in superficie Montada em superficie Поверхностный Natynkowa		
	2x54W (1200mm)	AD-0666-N3-00 <input checked="" type="checkbox"/> (standard)			
	2x54W (1200mm)	AD-0690-14-00 <input type="checkbox"/> (1-10V)			
	2x54W (1200mm)	AD-0690-N3-00 <input checked="" type="checkbox"/> (1-10V)	Empotrada trimless Trimless recessed Encastré « trimless » Einbauleuchte ohne Rahmen A incasso trimless Encastrada sem aro Встроенный без рамки Wbudowana typu trimless (bez obrzeża)		
	2x54W (1200mm)	AD-0701-14-00 <input type="checkbox"/> (DALI)			
	2x54W (1200mm)	AD-0701-N3-00 <input checked="" type="checkbox"/> (DALI)			
	2x39W (900mm)	EP-1626-14-00 <input type="checkbox"/> (standard)	Empotrada trim Recessed with trim Encastré « trim » Einbauleuchte mit Rahmen A incasso trim Encastrada com aro Встроенная с рамкой Wbudowana typu trim (z obrzeżem)		
	EP-1649-14-00 <input type="checkbox"/> (1-10V)				
	EP-1660-14-00 <input type="checkbox"/> (DALI)				
2x54W (1200mm)	EP-1627-14-00 <input type="checkbox"/> (standard)				
	EP-1650-14-00 <input type="checkbox"/> (1-10V)				
	EP-1661-14-00 <input type="checkbox"/> (DALI)				

<p>Doble parabólica / Double parabolic / Double parabolic / Doppelparabol / Doppia parabola / Dupla parabólica / Двойной параболический / Podwójna parabola</p>	2x39W (900mm)	AD-0662-N3-00 <input checked="" type="checkbox"/> (standard)	Suspendida Suspended En suspension Hängeleuchte A sospensione Suspensa Подвесной Zawieszona		
	2x39W (900mm)	AD-0686-N3-00 <input checked="" type="checkbox"/> (1-10V)			
	2x39W (900mm)	AD-0697-N3-00 <input checked="" type="checkbox"/> (DALI)			
	2x54W (1200mm)	AD-0663-14-00 <input type="checkbox"/> (standard)	Adosada Surface mounted En surface Aufbauleuchte Montata in superficie Montada em superficie Поверхностный Natynkowa		
	2x54W (1200mm)	AD-0663-N3-00 <input checked="" type="checkbox"/> (standard)			
	2x54W (1200mm)	AD-0687-14-00 <input type="checkbox"/> (1-10V)			
	2x54W (1200mm)	AD-0687-N3-00 <input checked="" type="checkbox"/> (1-10V)			
	2x54W (1200mm)	AD-0698-14-00 <input type="checkbox"/> (DALI)			
	2x54W (1200mm)	AD-0698-N3-00 <input checked="" type="checkbox"/> (DALI)			
	2x80W (1500mm)	AD-0664-N3-00 <input checked="" type="checkbox"/> (standard)	Empotrada trimless Trimless recessed Encastré « trimless » Einbauleuchte ohne Rahmen A incasso trimless Encastrada sem aro Встроенный без рамки Wbudowana typu trimless (bez obrzeża)		
2x80W (1500mm)	AD-0688-N3-00 <input checked="" type="checkbox"/> (1-10V)				
2x80W (1500mm)	AD-0699-N3-00 <input checked="" type="checkbox"/> (DALI)				
2x39W (900mm)	EP-1623-14-00 <input type="checkbox"/> (standard)	Empotrada trim Recessed with trim Encastré « trim » Einbauleuchte mit Rahmen A incasso trim Encastrada com aro Встроенная с рамкой Wbudowana typu trim (z obrzeżem)			
	EP-1646-14-00 <input type="checkbox"/> (1-10V)				
	EP-1657-14-00 <input type="checkbox"/> (DALI)				
2x54W (1200mm)	EP-1624-14-00 <input type="checkbox"/> (standard)				
	EP-1647-14-00 <input type="checkbox"/> (1-10V)				
	EP-1658-14-00 <input type="checkbox"/> (DALI)				
2x80W (1500mm)	EP-1625-14-00 <input type="checkbox"/> (standard)				
	EP-1648-14-00 <input type="checkbox"/> (1-10V)				
	EP-1659-14-00 <input type="checkbox"/> (DALI)				

Accesorios / Accessories / Accessoires / Zubehöre / Accessori / Acessórios / Аксессуары / Akcesoria

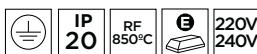
Necesarios / Required / Nécessaires / Notwendig / Indispensabili / Necessários / Необходимые / Konieczne Opcionales / Optional / En option / Opzionale / Opzionais / По желанию / Do wyboru

ACT-9091-N3-00 ■ 2 units/ref Sirgas / Steel cord / Câble de suspension / Stahkabel / Cavi in acciaio / Cabos de suspensão / Тросы / Liny	ACT-9090-14-00 □ ACT-9090-N3-00 ■ (standard) Florón / Power supply unit / Base d'alimentation / Netzteil / Base d'alimentazione / Base de alimentação / Защитно-декоративный колпачок / Podsufitka	ACT-9083-N3-00 ■ (1-10V or DALI)	(104mm)	(104mm)	(104mm)
			ACT-9097-00-00 Kit unión perfil / Profile union kit / Kit de raccord profil / Verbindungskit Profil / Kit di unione profilo / Kit de união perfil / Набор соединительный для профиля / Zestaw łączący profil	ACT-9151-14-M1 □ ACT-9151-N3-M1 ■ Conector 90° con difusor policarbonato / L-shape connector + PC cover / Connecteur 0° avec diffuseur polycarbonate / 90-Grad-Stecker mit Diffusor aus Polykarbonat / Connettore 90° con diffusore di policarbonato / Conector 90° con difusor de policarbonato / Уголок соединительный L-образный с рассеивателем из поликарбоната / Złączka 90° z poliwęglanowym dyfuzorem	ACT-9155-14-M1 □ ACT-9155-N3-M1 ■ Conector T con difusor policarbonato / T-shape connector + PC cover / Connecteur en T avec diffuseur polycarbonate / T-Stecker mit Diffusor aus Polykarbonat / Connettore a T con diffusore di policarbonato / Conector T con difusor de policarbonato / Соединитель T-образный с рассеивателем из поликарбоната / Złączka w kształcie T z poliwęglanowym dyfuzorem
(104mm)					
ACT-9093-00-00 ■ 2 units/ref Kit para empotrar perfil trimless / Trimless recessed kit / Kit d'encastrement profil = trimless / Einbaukit Profil ohne Rahmen / Kit per incasso profilo trimless / Kit para encastrar o perfil sem aro / Набор для встроенного монтажа профиля без рамки / Zestaw do wbudowania profilu typu trimless (bez obrzeża)					
(126mm)			ACT-9097-00-00 Kit unión perfil / Profile union kit / Kit de raccord profil / Verbindungskit Profil / Kit di unione profilo / Kit de união perfil / Набор соединительный для профиля / Zestaw łączący profil	(126mm)	
			ACT-9097-00-00 Kit unión perfil / Profile union kit / Kit de raccord profil / Verbindungskit Profil / Kit di unione profilo / Kit de união perfil / Набор соединительный для профиля / Zestaw łączący profil	ACT-9153-14-M1 □ Conector 90° con difusor policarbonato / L-shape connector + PC cover / Connecteur 0° avec diffuseur polycarbonate / 90-Grad-Stecker mit Diffusor aus Polykarbonat / Connettore 90° con diffusore di policarbonato / Conector 90° con difusor de policarbonato / Уголок соединительный L-образный с рассеивателем из поликарбоната / Złączka 90° z poliwęglanowym dyfuzorem	
ACT-9091-N3-00 ■ 2 units/ref Sirgas / Steel cord / Câble de suspension / Stahkabel / Cavi in acciaio / Cabos de suspensão / Тросы / Liny	ACT-9090-14-00 □ ACT-9090-N3-00 ■ (standard) Florón / Power supply unit / Base d'alimentation / Netzteil / Base d'alimentazione / Base de alimentação / Защитно-декоративный колпачок / Podsufitka	ACT-9083-N3-00 ■ (1-10V or DALI)	(104mm)		
(104mm)			ACT-9097-00-00 Kit unión perfil / Profile union kit / Kit de raccord profil / Verbindungskit Profil / Kit di unione profilo / Kit de união perfil / Набор соединительный для профиля / Zestaw łączący profil		
(104mm)			ACT-9093-00-00 ■ 2 units/ref Kit para empotrar perfil trimless / Trimless recessed kit / Kit d'encastrement profil = trimless / Einbaukit Profil ohne Rahmen / Kit per incasso profilo trimless / Kit para encastrar o perfil sem aro / Набор для встроенного монтажа профиля без рамки / Zestaw do wbudowania profilu typu trimless (bez obrzeża)		

INFINITE WALL WASHER

1XT5

Todas las luminarias vienen suministradas con tapas y balasto electrónico. / All luminaries are supplied with end caps and electronic ballast. / Tous les luminaires sont fournis avec caches et ballast électronique / Alle Leuchten werden mit Deckeln und elektronischem Vorschaltgerät geliefert / Tutte le lampade vengono fornite con copercchi e ballast elettronico / Todas as luminárias são fornecidas com topos e balasto electrónico. / Все светильники поставляются с заглушками и электронным балластом / Wszystkie oprawy oświetleniowe są dostarczane z zaślepkami i statecznikiem elektronicznym.



Suspendida / Suspended / En suspension / Hängelampe / Suspensa / A sospensione / Подвесной / Zawieszona	Adosada / Surface mounted / En surface / Aufbau / Montata in superficie / Montada em superficie / Поверхностный / Natynkowa	Empotrada trimless / Trimless recessed / Encastré «trimless» / Einbau ohne Rahmen / Encastrada sem aro / Encastrada trimless / Встроенный без рамки / Wbudowana typu trimless (bez obrzeża)	Empotrada trim / Recessed with trim / Encastré «trim» / Einbau mit Rahmen / Trim-Einbau / Trimless-Einbau / Encastrada com aro / Encastrada trim / Встроенный без рамки / Wbudowana typu trim (z obrzeżem)
54W (1200mm)	AD-0654-N3-00 (standard)		EP-1615-14-00 (standard)

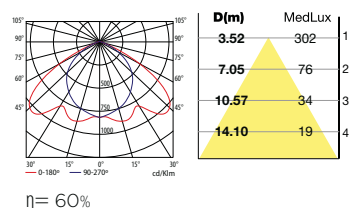
Necesarios / Required / Nécessaires / Notwendig / Indispensable / Necessários / Необходимые / Konieczne

Accesorios / Accessories / Accessoires / Zubehör / Accessori / Acessórios / Akcesoria / Аксессуары			
ACT-9091-N3-00 2 units/ref Sirgas / Steel cord / Câble de suspension / Cabos de suspensão / Cavi in acciaio / Stahnkabel / Тросы / Liny		ACT-9093-00-00 2 units/ref Kit para empotrar perfil trimless / Trimless recessed kit / Kit d'encastrement profil «trimless» / Einbauset Kit ohne Rahmen / Kit per incasso profilo trimless / Kit para encastrar o perfil sem aro / Набор для встроенного монтажа профиля без рамки / Zestaw do wbudowania profilu typu trimless (bez obrzeża)	
ACT-9090-N3-00 Florón / Power supply unit / Base d'alimentation / Netzteil / Base de alimentação / Base d'alimentazione / Защитно-декоративный колпачок / Podsufitka			
	ACT-9097-00-00 (104mm)		ACT-9097-00-00 (126mm)
	Kit unión perfil / Profile union kit / Kit de raccord profil / Verbindungskit Profil / Kit di unione profilo / Kit de união perfil / Набор соединительный для профиля / Zestaw łączący profil		Kit unión perfil / Profile union kit / Kit de raccord profil / Verbindungskit Profil / Kit di unione profilo / Kit de união perfil / Набор соединительный для профиля / Zestaw łączący profil

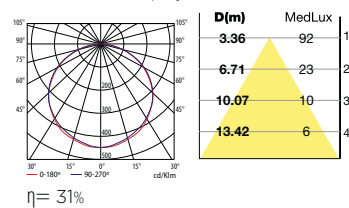
Opcionales / Optional / En option / Optional / Opzionale / Opcionais / По желанию / Do wyboru

FOTOMETRÍAS SERIE INFINITE / PHOTOMETRICS FOR THE INFINITE SERIES / PHOTOMÉTRIÉS SÉRIE INFINITE / FOTOMETRISCHE DATEN INFINITE / CURVE FOTOMETRICHE SERIE INFINITE / FOTOMETRIAS SÉRIE INFINITE / ФОТОМЕТРИЧЕСКИЕ ПОКАЗАТЕЛИ СЕРИИ INFINITE / POMIARY ŚWIETLNE SERII INFINITE

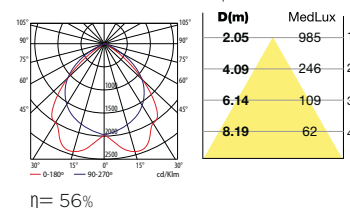
TL5 G5 1x54W double parabolic



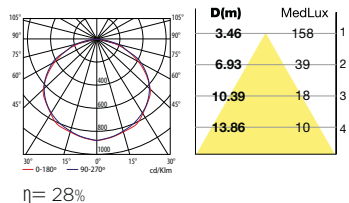
TL5 G5 1x54W polycarbonate



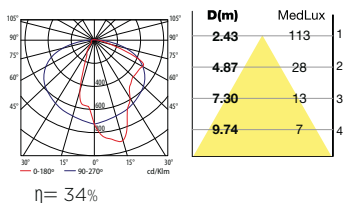
TL5 G5 2x54W double parabolic



TL5 G5 2x54W polycarbonate



TL5 G5 1x54W asymmetrical reflector





Posibilidad de realizar múltiples combinaciones para cubrir las necesidades de cualquier proyecto. Para más información, consulte con nuestro Equipo Comercial.
Different combinations available to cover all needs for any project. For further information, please get in contact with our Sales Team.

Possibilité de réaliser différentes combinaisons adaptées aux besoins de tout projet. Pour en savoir plus, consultez notre Équipe commerciale.

Zahlreiche Kombinationsmöglichkeiten für unterschiedliche Projektanforderungen. Ausführlichere Information erhalten Sie von unseren Vertriebsmitarbeitern.


Possibilità di realizzare combinazioni multiple per soddisfare le necessità di qualsiasi progetto. Per ulteriori informazioni, rivolgersi al nostro staff commerciale.

Possibilidade de fazer múltiplas combinações para dar resposta às necessidades de qualquer projeto. Para mais informações, consulte a nossa Equipa Comercial.

Возможно множество комбинаций в зависимости от требований каждого проекта. Для получения более подробной информации обращайтесь в наш коммерческий отдел.

Możliwość wykonania wielu zestawień dla spełnienia potrzeb każdego projektu. Aby uzyskać więcej informacji proszę o skontaktowanie się z naszym Działem Handlowym.

TECHNICAL



P. 55

P. 141

P. 148

P. 153

E-27

QR-111/G53

■

■

■

AR-111/GU10

■

■

AR-111/G53

■

CDM-R111/GX8.5

■

HIT-T/G12

■

HIT-TC/G8.5

■

T5/G5

LED

■

■

■



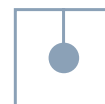
■

■ (1)

■

■

(1) Sólo en algunas versiones / Only in some versions



SUSPENDED

SUSPENDIDOS
SUSPENSIONS
HÄNGELEUCHTEN
SOSPENSIONI
SUSPENSÕES
ПОДВЕЧНЫЕ
ZWIESZANE



P. 164

P. 162

P. 172

P. 178

P. 179

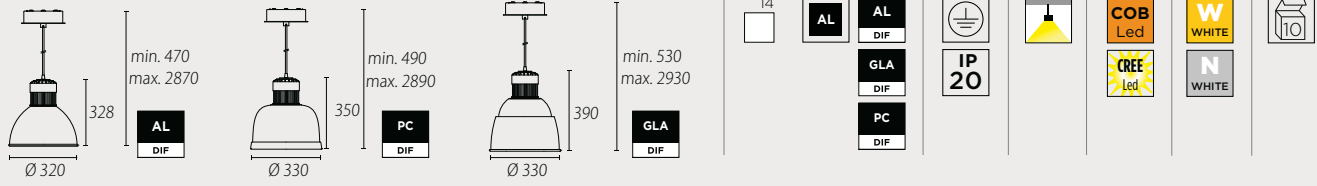
		■		
				■
				■
				■
		■		
■				
	■	■	2,2W	
■	■	■	■	■

PEK









LED CRI80

Estándar Zhaga / Zhaga Standard

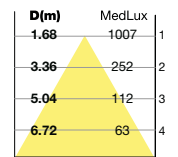
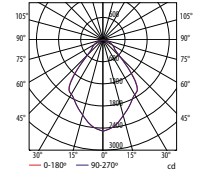
A+ >>> A

00-4941-14-00 <input type="checkbox"/>	3200lm	3000K	34,3W		
00-4944-14-00 <input type="checkbox"/>		4000K			
00-4947-14-00 <input type="checkbox"/>	5100lm	3000K	53,2W		
00-4950-14-00 <input type="checkbox"/>		4000K			

CRI90

00-4953-14-00 <input type="checkbox"/>	3900lm	3000K	53,2W		
---	--------	-------	-------	--	--

LED CRI80 3000K 53,2W



LED CRI80

Estándar Zhaga / Zhaga Standard

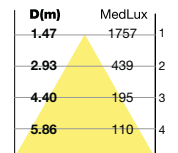
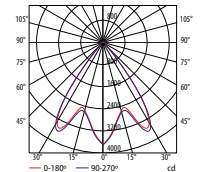
A+ >>> A

00-4942-14-M2 <input type="checkbox"/>	3200lm	3000K	34,3W		
00-4945-14-M2 <input type="checkbox"/>		4000K			
00-4948-14-M2 <input type="checkbox"/>	5100lm	3000K	53,2W		
00-4951-14-M2 <input type="checkbox"/>		4000K			

CRI90

00-4954-14-M2 <input type="checkbox"/>	3900lm	3000K	53,2W		
---	--------	-------	-------	--	--

LED CRI80 3000K 53,2W



LED CRI80

Estándar Zhaga / Zhaga Standard

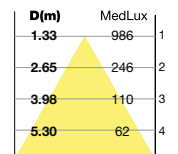
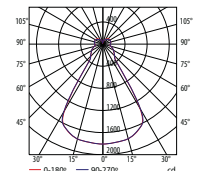
A+ >>> A

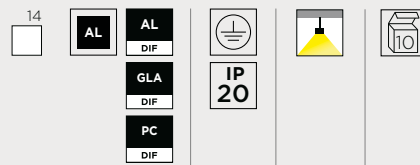
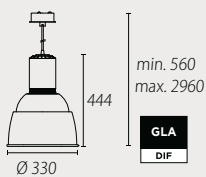
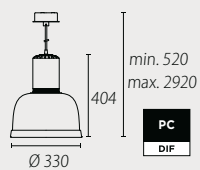
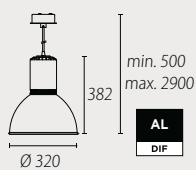
00-4943-14-B9 <input type="checkbox"/>	3200lm	3000K	34,3W		
00-4946-14-B9 <input type="checkbox"/>		4000K			
00-4949-14-B9 <input type="checkbox"/>	5100lm	3000K	53,2W		
00-4952-14-B9 <input type="checkbox"/>		4000K			

CRI90

00-4955-14-B9 <input type="checkbox"/>	3900lm	3000K	53,2W		
---	--------	-------	-------	--	--

LED CRI80 3000K 53,2W





HIT-T

G12

A+ > A

00-4956-14-00	<input type="checkbox"/>	35W	
00-4959-14-00	<input type="checkbox"/>	70W	



HIT-T

G12

A+ > A

00-4957-14-M2	<input type="checkbox"/>	35W	
00-4960-14-M2	<input type="checkbox"/>	70W	




HIT-T

G12

A+ > A

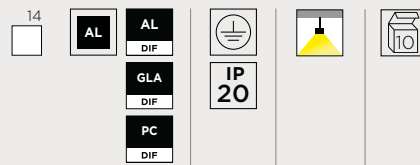
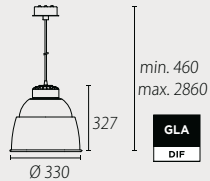
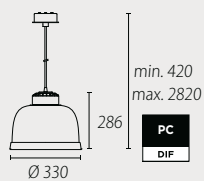
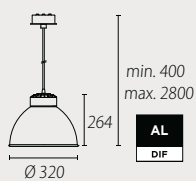
00-4958-14-B9	<input type="checkbox"/>	35W	
00-4961-14-B9	<input type="checkbox"/>	70W	

Accesorios / Accessories / Accessoires / Zubehör / Accessori / Acessórios / Аксессуары / Akcesoria



71-3531-60-00

Kit suspensión carril / Track Suspended Kit / Kit suspension / Aufhängekit / Kit sospensione / Kit de suspensão / Набор для подвешивания для шин / Zestaw do zawieszania



E-27

A++ C

00-4962-14-00

max. 100W



E-27

A++ C

00-4963-14-M2

max. 100W



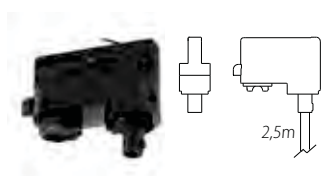
E-27

A++ C

00-4964-14-B9

max. 100W

Accesorios / Accessories / Accessoires / Zubehöre / Accessori / Acessórios / Аксессуары / Akcesoria



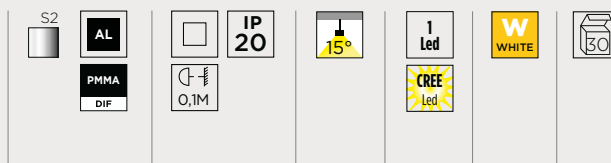
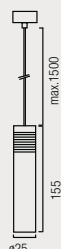
71-3531-60-00 ■

Kit suspensión carril / Track Suspended Kit / Kit suspension / Aufhängekit / Kit sospensione / Kit de suspensão / Набор для подвешивания для шины / Zestaw do zawieszania





LEO



LED



00-2689-S2-00



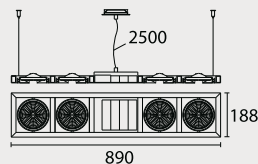
170lm

3000K

2,2W



MULTIDIR



QR-111

G53



SP-0105-N3-00



4 x max.60W



Posibilidad de combinaciones (CDM-R111+QR-111) bajo pedido
 Different lamp combinations (CDM-R111+QR-111) available upon request
 Possibilit  de combinaisons (CDM-R111+QR-111) sur commande
 Kombinationen (CDM-R111+QR-111) auf Anfrage
 Combinazioni possibili (CDM-R111+QR-111) disponibili su richiesta
 Possibilidade de combina es (CDM-R111+QR-111) mediante pedido
 Możliwość zestawiania (CDM-R111+QR-111) na zamówienie
 Возможность комбинирования ламп (CDM-R111+QR-111) по заказу

AR-111 LED

GU10



SP-1810-N3-00




4 x max.15W

-



TECHNICAL



- Ø 31-40mm
- Ø 41-50mm
- Ø 51-60mm
- Ø 61-70mm
- Ø 91-100mm
- 71-80mm x 71-80mm
- 101-110mm x 101-110mm
- 161-170mm x 81-90mm
- 171-180mm x 141-150mm

P.185 P.184 P.185 P.182 P.183

LED Max. 2,2W Max. 2,2W Max. 2,2W Max. 2,2W Max. 2,2W



- 15°
- 25°
- 40°

HALO



IP20

IP23

IP43

IP50

IP54

IP66


IK02

IK03





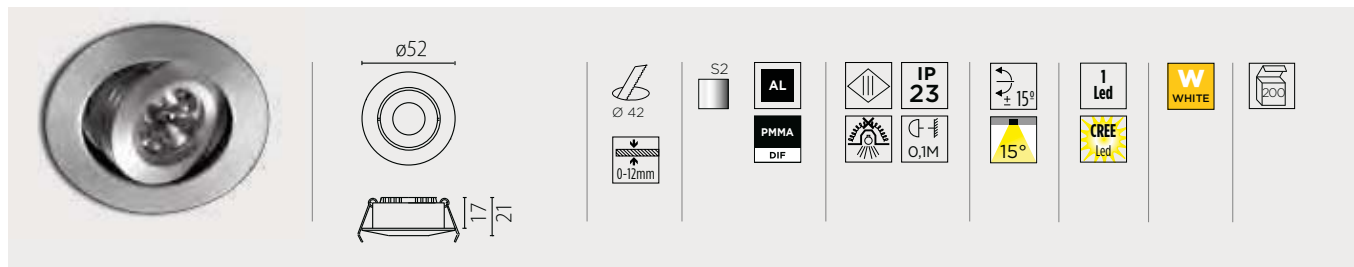
SIGNAL
SEÑALIZACIÓN
SIGNALISATION
SIGNALISIERUNG
SEGNALETICA
SINALIZAÇÃO
МАРКЕРНАЯ ПОДСВЕТКА
SYGNALIZACJA



P.186	P.188	P.192	P.190
■			
	■		
		■	
			■
			■
			■
2W	2W	Max. 2,2W	Max. 1W
■	■	■	■
■	■	■	■
■	■	■	
■	■	■	■
		■	
■	■		



LEO

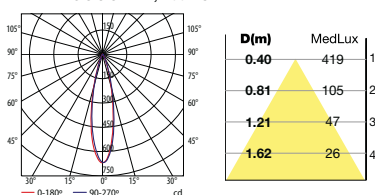


LED

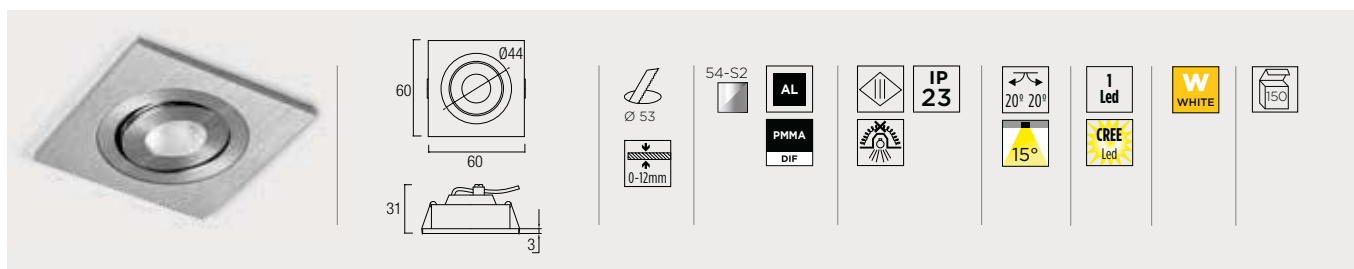
A++ >> A

DN-0511-S2-00		max.170lm	3000K	max. 700mA	max. 2,2W	
----------------------	--	-----------	-------	------------	-----------	--

LED 3000K 2,2W 15°



OXY

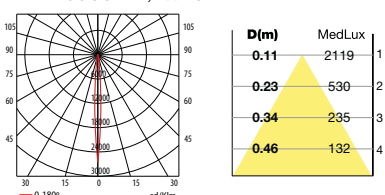


LED

A++ >> A

90-3489-54-S2		max.170lm	3000K	max. 700mA	max. 2,2W	
----------------------	--	-----------	-------	------------	-----------	--

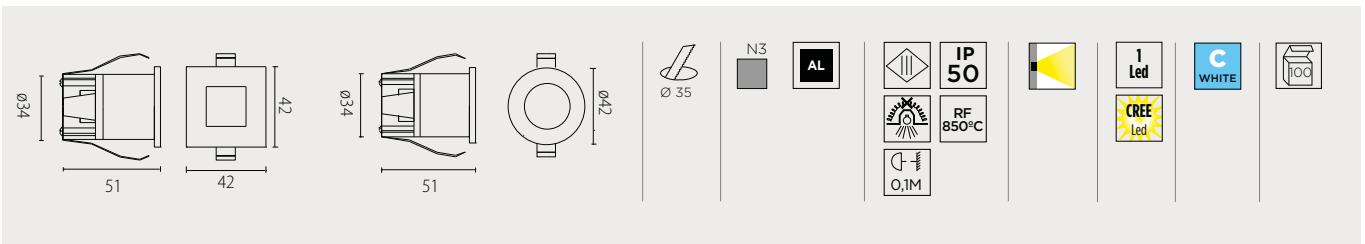
LED 3000K 2,2W 15°



×1 ×1

Set ópticas incluidas.
Set of lenses included.
Set de lentilles fourni.
Linsenset inklusiv.
Set di lenti incluso.
Conjunto de lentes incluido
Включен набор оптических аксессуаров
Łącznie z kompletem układu optycznego

LEO




LED

A++ A

DN-0289-N3-00 ■

max. 170lm

6000K

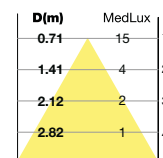
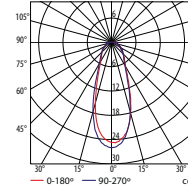


max. 2,2W



P.774

LED 6000K 2,2W




LED

A++ A

DN-0290-N3-00 ■

max. 170lm

6000K

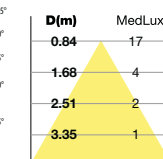
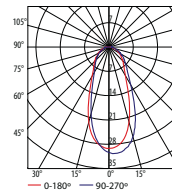


max. 2,2W



P.774

LED 6000K 2,2W



DOT



LED

A++ A

05-3314-N3-B9

max. 170lm

3000K

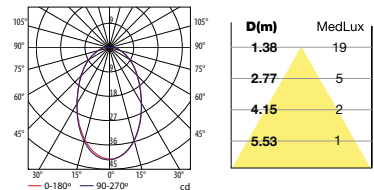
Dimming max. 700mA

max. 2,2W

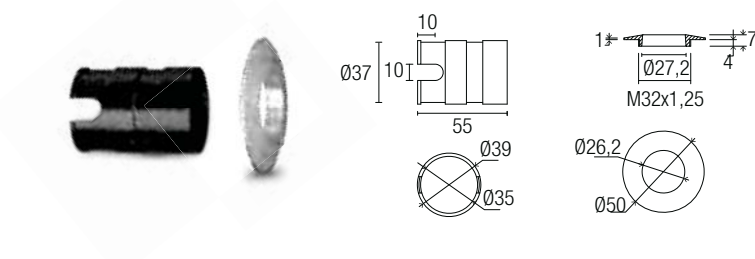
B P.774



LED 3000K 2,2W



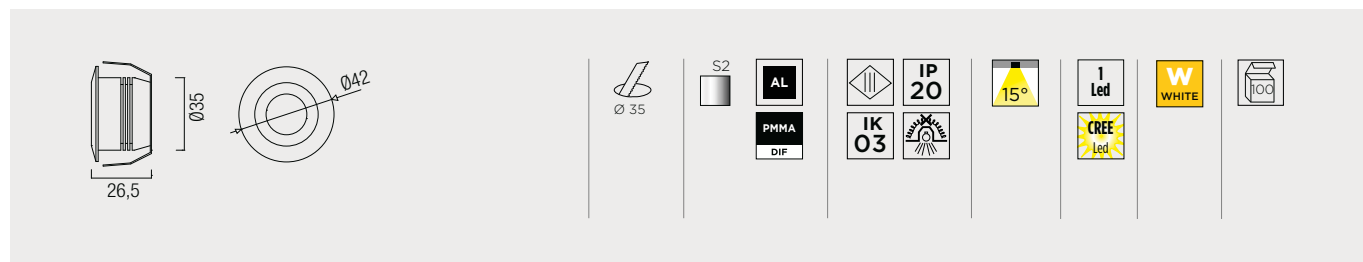
Accesorios / Accessories / Accessoires / Zubehöre / Accessori / Acessórios / Аксессуары / Акcesoria



71-4661-N3-N3

Kit

BIT



LED

A++ A

05-3308-S2-00

max. 145lm

3000K

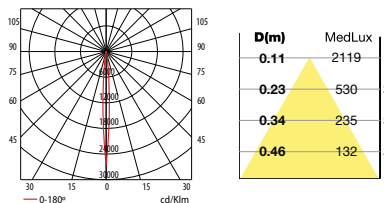
Dimming max. 700mA

max. 2,2W

B P.774




LED 3000K 2,2W 15°

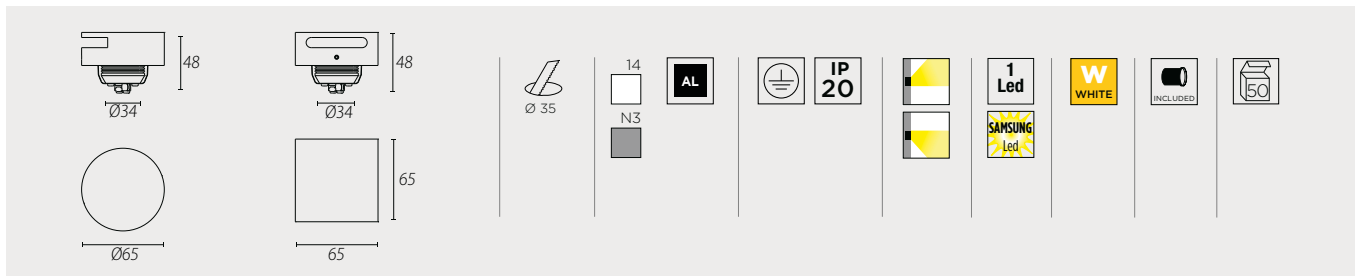


25° x 1 40° x 1

Set ópticas incluidas.
Set of lenses included.
Set de lentilles fourni.
Linsenset inklusiv.
Set di lenti incluso.
Conjunto de lentes incluido
Включен набор оптических аксессуаров
Łącznie z kompletem układu optycznego



DISK



LED

A++ >>> A

05-1613-14-00	<input type="checkbox"/>	250lm	3000K	2W	220V 240V	
05-1613-N3-00	<input type="checkbox"/>					
05-1709-14-00	<input type="checkbox"/>					
05-1709-N3-00	<input type="checkbox"/>					



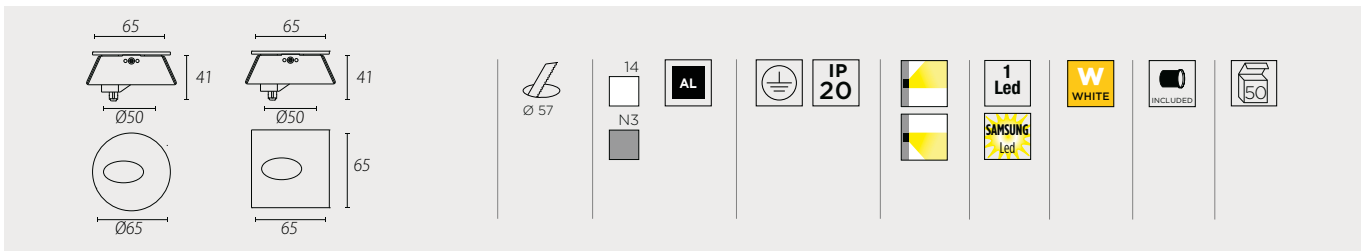
LED

A++ >>> A

05-1618-14-00	<input type="checkbox"/>	250lm	3000K	2W	220V 240V	
05-1618-N3-00	<input type="checkbox"/>					
05-1719-14-00	<input type="checkbox"/>					
05-1719-N3-00	<input type="checkbox"/>					



STEP



LED

A++ >> A	55-1573-14-00	<input type="checkbox"/>	250lm	3000K	2W	220V 240V	
	55-1573-N3-00	<input type="checkbox"/>				100V 120V	
	55-1699-14-00	<input type="checkbox"/>					
	55-1699-N3-00	<input type="checkbox"/>					

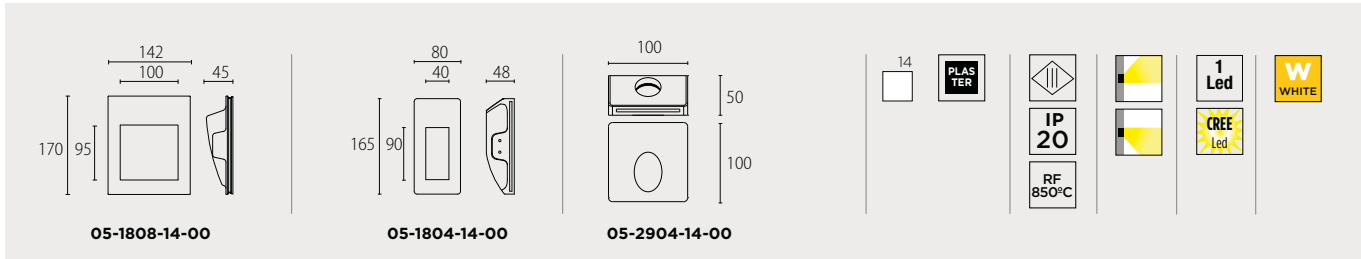


LED

A++ >> A	55-1574-14-00	<input type="checkbox"/>	250lm	3000K	2W	220V 240V	
	55-1574-N3-00	<input type="checkbox"/>				100V 120V	
	55-1701-14-00	<input type="checkbox"/>					
	55-1701-N3-00	<input type="checkbox"/>					



SECRET



LED

A++ >> A

05-1808-14-00		max. 100lm	3000K	max. 350mA	max. 1W	P.774
----------------------	--	------------	-------	------------	---------	-------



LED

A++ >> A

05-1804-14-00		max. 100lm	3000K	max. 350mA	max. 1W	P.774
----------------------	--	------------	-------	------------	---------	-------




LED

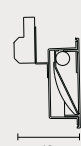
A++ >> A

05-2904-14-00		max. 100lm	3000K	max. 350mA	max. 1W	P.774
----------------------	--	------------	-------	------------	---------	-------




SIGN

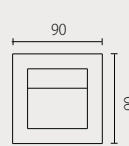




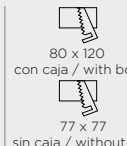
EP-0349



EP-0356








90
80





80 x 120
con caja / with box
77 x 77
sin caja / without box




14
















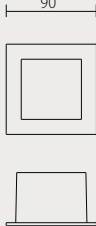
Halopin

G9	EP-0349-N3-XY		25W	-	-
A++ >>> C	EP-0349-14-XY				
					


LED

A++ >>> A	EP-0356-N3-00		max. 170lm	3000K	 max. 700mA	max. 2,2W	 P.774
  	EP-0356-14-00						










90
90
50








80 x 120
con caja / with box
77 x 77
sin caja / without box

14

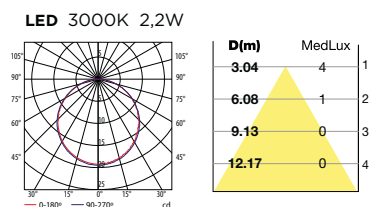




LED

A++ >>> A	05-2900-N3-XY		max. 170lm	3000K	 max. 700mA	max. 2,2W	 P.774
	EP-1665-14-XY						



Accesorios / Accessories / Accessoires / Zubehöre / Accessori / Acessórios / Аксессуары / Akcesoria

ACT-0364-00-00



ACT-0365-00-00



TECHNICAL

LED

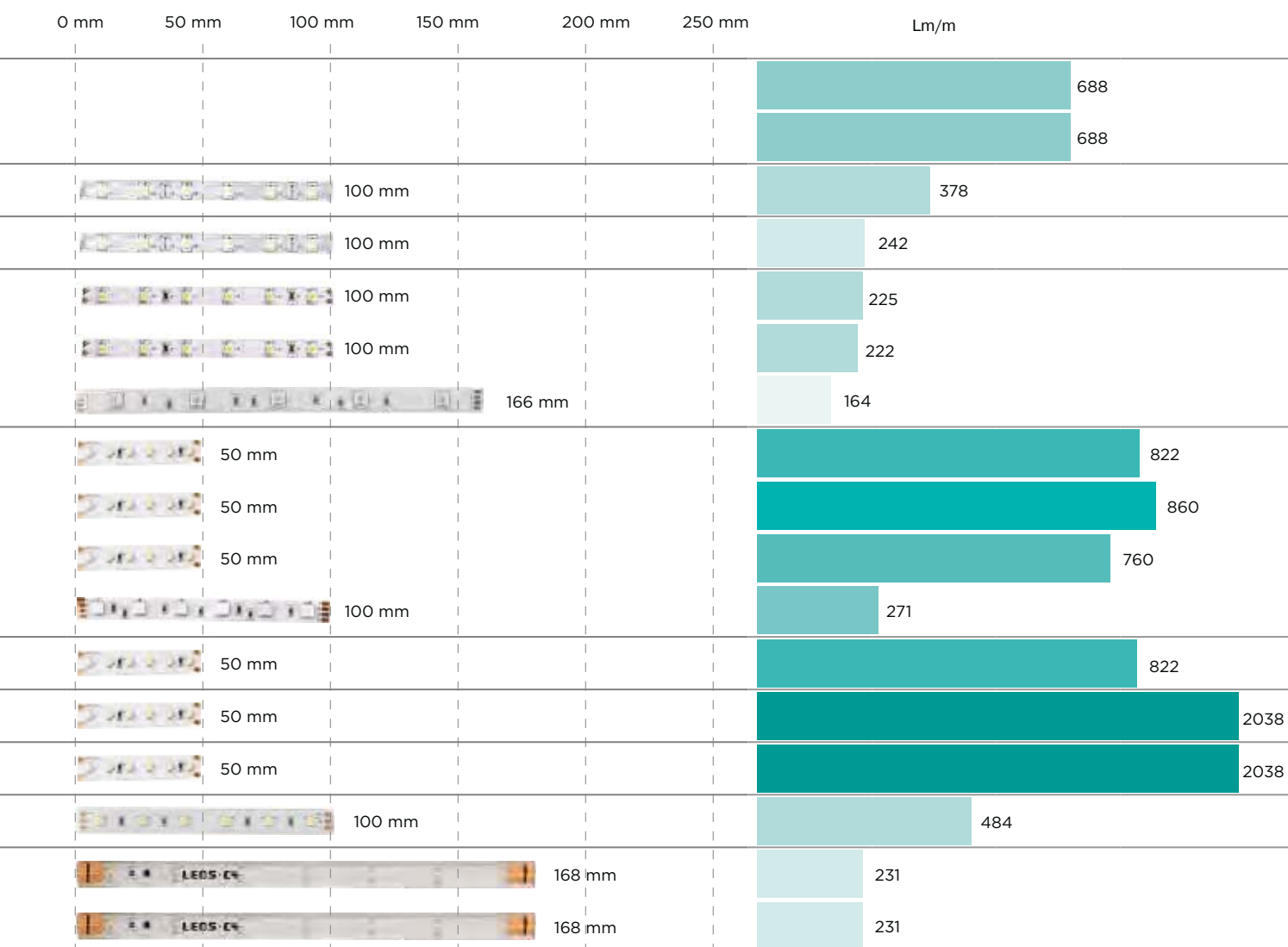
		VDC	LUZ/ LIGHT/ СВЕТ/ ŚWIATŁO	REFERENCIA/ REFERENCE/ АРТИКУЛ/ NR REFERENCYJNY	W/m	LEDS/m	IP	
ION	P.196	12VDC	WARM WHITE	91-3411-54-M2	7,2		68	
			WARM WHITE	91-3408-54-M2	14,4		68	
ON	P.197	24VDC	WARM WHITE	91-4671-00-00	4,8	60	20	
ON ECO	P.199	24VDC	WARM WHITE	91-0150-00-00	4,8	60	20	
ON IP ECO	P.199	24VDC	WARM WHITE	91-0175-00-00	4,8	60	65	
			COLD WHITE	91-0171-00-00	4,8	60	65	
			RGB	91-2491-00-00	7,2	30	65	
ON HP	P.200	24VDC	WARM WHITE	91-2361-00-00	9,6	120	20	
			WARM WHITE	91-3282-00-00	9,6	120	20	
			COLD WHITE	91-2365-00-00	9,6	120	20	
			RGB	91-2379-00-00	14,4	60	20	
ON HP IP	P.200	24VDC	WARM WHITE	91-4763-00-00	9,6	120	65	
ON SP	P.201	24VDC	WARM WHITE	91-4764-00-00	28	120	20	
ON SP IP	P.201	24VDC	WARM WHITE	91-4765-00-00	28	120	65	
ZENIT	P.202	24VDC	WW-CW	91-2492-00-00	9,6	60	65	
FACADE	P.203	24VDC	WARM WHITE	91-3227-00-00	3,6	42	68	
			WARM WHITE	91-3244-00-00	3,6	42	67	



LED STRIPS

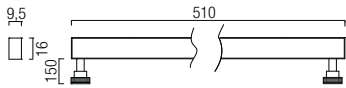
TIRAS LED
 BANDEAUX À LED
 LED-BÄNDER
 STRISCE LED
 FITAS LED
 СВЕТОДИОДНЫЕ ЛЕНТЫ
 PASKI LED

CORTE / CUT / ШАГ СРЕЗА / PRZEKRÓJ (MM)



ION

54	AL	IP 68	120°	Dimming	345 lm	685 lm	3m	3
				12 VDC	7,2W	14,4W	0,5m	50.000h
					WHITE	WHITE		



LED

A++ >>> A

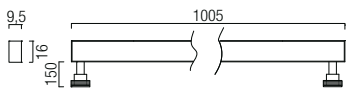


91-3411-54-M2



3000K

7,2W



LED

A++ >>> A



91-3408-54-M2

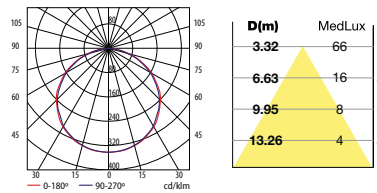


3000K

14,4W



LED 3000K 14,4W



Accesorios / Accessories / Accessoires / Zubehöre / Accessori / Acessórios / Аксессуары / Akcesoria



71-3411-56-56

Accesorio para orientar la tira ION
 Accessory to adjust the ION strip
 Accessoire d'orientation du bandeau ION
 Zubehöre zur Ausrichtung von ION-Band
 Accessorio per orientare la striscia ION
 Acessório para orientar a tira ION
 Включает аксессуар для направляемости ленты ION
 Zawiera akcesorium do nastawiania oprawy ion

Consultar guías de instalación antes de realizar cualquier manipulación. / Consult installation guides before handling the product. / Consulter les guides d'installation avant toute manipulation. / Bitte lesen Sie vor der Montage die Installationsanleitungen. / Consultare la guida di installazione prima di installare il prodotto. / Consultar os guias de instalação antes de qualquer manuseamento. / До начала работы обязательно ознакомьтесь с инструкцией по монтажу / Zapoznać się z instrukcjami zamontowania przed wykonaniem jakichkolwiek czynności.

ON

			1890 lm	20m	
IP 20		24 Vdc	W WHITE		
			24W		
			4,8W TM	50.000h	

LED

A++ >> A

91-4671-00-00

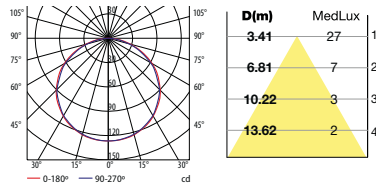
3000K

24W

60 LED/m



P.776


LED 3000K 24W


Accesorios / Accessories / Accessoires / Zubehöre / Accessori / Acessórios / Аксессуары / Akcesoria

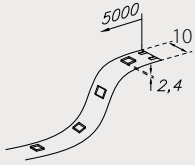
LINEAL

 Perfil de 2m / 2 m Profile / Profil de 2 m / 2 M Profil / Profili di 2 m / Calha de 2 m / Профиль 2 м / Profil 2m
 ver pág. / see page / voir page / siehe Seite / vedi pag. / ver página / Смотреть страницу / Zobacz stronę . 205

Consultar guías de instalación antes de realizar cualquier manipulación. / Consult installation guides before handling the product. / Consulter les guides d'installation avant toute manipulation. / Bitte lesen Sie vor der Montage die Installationsanleitungen. / Consultare la guida di installazione prima di installare il prodotto. / Consultar os guias de instalação antes de qualquer manuseamento. / До начала работы обязательно ознакомьтесь с инструкцией по монтажу / Zapoznać się z instrukcjami zamontowania przed wykonaniem jakichkolwiek czynności.



ON ECO



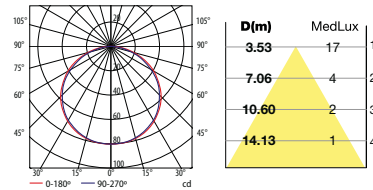
LED Eco


91-0150-00-00




3000K

24W

60 LED/m


LED 3000K 24W


ON IP ECO



LED Eco


91-2491-00-00
RGB

36W

30LED/m


91-0175-00-00

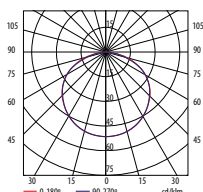
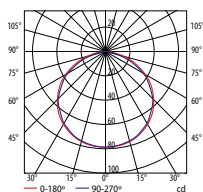
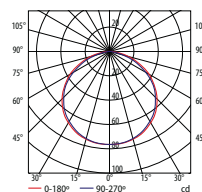
3000K

24W

60LED/m

91-0171-00-00

6000K

LED RGB 36W

LED 3000K 24W

LED 6000K 24W


Accesorios / Accessories / Accessoires / Zubehöre / Accessori / Acessórios / Аксессуары / Akcesoria

LINEAL

Perfil de 2m / 2 m Profile / Profil de 2 m / 2 M Profil / Profili di 2 m / Calha de 2 m / Профиль 2 м / Profil 2m
 ver pág. / see page / voir page / siehe Seite / vedi pag. / ver página / Смотреть страницу / Zobacz stronę . 205

Consultar guías de instalación antes de realizar cualquier manipulación. / Consult installation guides before handling the product. / Consulter les guides d'installation avant toute manipulation. / Bitte lesen Sie vor der Montage die Installationsanleitungen. / Consultare la guida di installazione prima di installare il prodotto. / Consultar os guias de instalação antes de qualquer manuseamento. / До начала работы обязательно ознакомьтесь с инструкцией по монтажу / Zapoznać się z instrukcjami zamontowania przed wykonaniem jakichkolwiek czynności.

ON HP

IP 20

120°

Dimming

24 Vdc

1360 lm
4110 lm
4300 lm
3800 lm

RGB LIGHT
W WHITE 3000K
W WHITE 2500K
C WHITE

5m
10m

RGB
White

RoHS

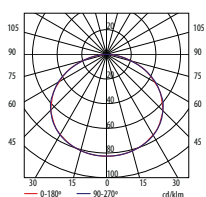
LED

A++ >>> A

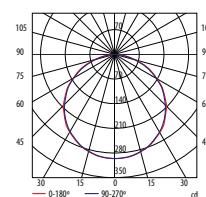
91-2379-00-00	RGB	72W	60 LED/m	<p>P.776</p>
91-3282-00-00	2500K	48W	120 LED/m	
91-2361-00-00	3000K			
91-2365-00-00	6000K			

**equivalente a
as bright as
14,4W/m
ON HP 2014**

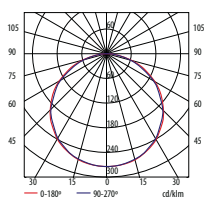
LED RGB 72W



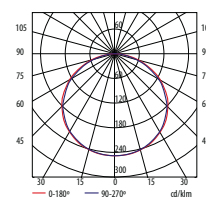
LED 2500K 48W



LED 3000K 48W



LED 6000K 48W



ON HP IP

NEW

IP 65

120°

Dimming

24 Vdc

4110 lm

W WHITE

10m

White

RoHS

LED

A++ >>> A

91-4763-00-00	3000K	48W	120 LED/m	<p>P.776</p>
----------------------	-------	-----	-----------	--------------

Accesorios / Accessories / Accessoires / Zubehöre / Accessori / Acessórios / Аксессуары / Akcesoria

LINEAL

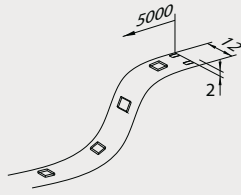
Perfil de 2m / 2 m Profile / Profil de 2 m / 2 M Profil / Profili di 2 m / Calha de 2 m / Профиль 2 м / Profil 2m
ver pág. / see page / voir page / siehe Seite / vedi pag. / ver página / Смотреть страницу / Zobacz stronę . 205

Consultar guías de instalación antes de realizar cualquier manipulación. / Consult installation guides before handling the product. / Consulter les guides d'installation avant toute manipulation. / Bitte lesen Sie vor der Montage die Installationsanleitungen. / Consultare la guida di installazione prima di installare il prodotto. / Consultar os guias de instalação antes de qualquer manuseamento. / До начала работы обязательно ознакомьтесь с инструкцией по монтажу / Zapoznać się z instrukcjami zamontowania przed wykonaniem jakichkolwiek czynności.



ON SP

NEW



LED

A++ >>> A

91-4764-00-00

3000K

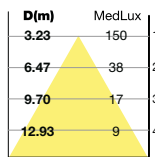
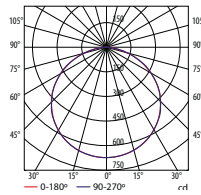
140W

120 LED/m



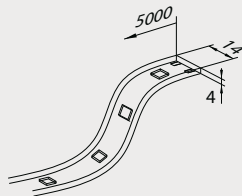
P.776

LED 3000K 140W



ON SP IP

NEW



LED

A++ >>> A

91-4765-00-00

3000K

140W

120 LED/m



P.776

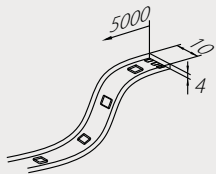
Accesorios / Accessories / Accessoires / Zubehöre / Accessori / Acessórios / Аксессуары / Akcesoria

LINEAL

Perfil de 2m / 2 m Profile / Profil de 2 m / 2 M Profil / Profili di 2 m / Calha de 2 m / Профиль 2 м / Profil 2m
 ver pág. / see page / voir page / siehe Seite / vedi pag. / ver página / Смотреть страницу / Zobacz stronę . 205

Consultar guías de instalación antes de realizar cualquier manipulación. / Consult installation guides before handling the product. / Consulter les guides d'installation avant toute manipulation. / Bitte lesen Sie vor der Montage die Installationsanleitungen. / Consultare la guida di installazione prima di installare il prodotto. / Consultar os guias de instalação antes de qualquer manuseamento. / До начала работы обязательно ознакомьтесь с инструкцией по монтажу / Zapoznać się z instrukcjami zamontowania przed wykonaniem jakichkolwiek czynności.

ZENIT



LED



91-2492-00-00

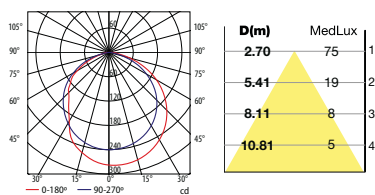
3000K-6000K

48W

60 LED/m



LED 3000K-6000K 48W





71-3467-00-00

12/24VDC 120/240W

Controlador / Controller / Contrôleur / Steuergerät /
Regolatori / Controlador / Контроллер / Kontroler



71-3468-00-00

12/24VDC 120/240W

Amplificador / Amplifier / Amplificateur / Verstärker /
Amplificatore / Amplificador / Усилитель / Wzmacniacz

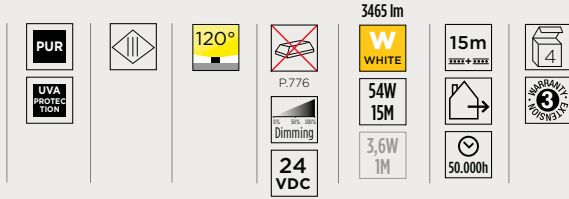
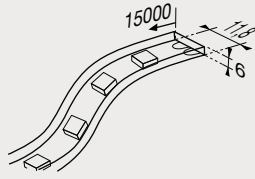
Accesorios / Accessories / Accessoires / Zubehöre / Accessori / Acessórios / Аксессуары / Akcesoria

LINEAL

Perfil de 2m / 2 m Profile / Profil de 2 m / 2 M Profil / Profili di 2 m / Calha de 2 m / Профиль 2 м / Profil 2m
ver pág. / see page / voir page / siehe Seite / vedi pag. / ver página / Смотреть страницу / Zobacz stronę . 205

Consultar guías de instalación antes de realizar cualquier manipulación. / Consult installation guides before handling the product. / Consulter les guides d'installation avant toute manipulation. / Bitte lesen Sie vor der Montage die Installationsanleitungen. / Consultare la guida di installazione prima di installare il prodotto. / Consultar os guias de instalação antes de qualquer manuseamento. / До начала работы обязательно ознакомьтесь с инструкцией по монтажу / Zapoznać się z instrukcjami zamontowania przed wykonaniem jakichkolwiek czynności.

FACADE



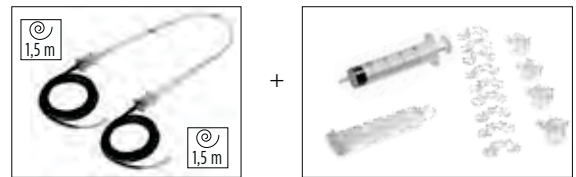
LED

A++ >>> A

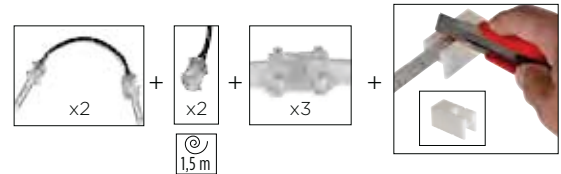
IP 67

Permite cortar y unir / Can be cut and joined / Permet de couper et de raccorder / Zum Trennen und Verbinden / Consente di tagliare e collegare / Permite cortar e unir / Позволяет разрезать и соединять / Pozwala na przecięcie i połączenie

91-3244-00-00	3000K	54W
----------------------	-------	-----



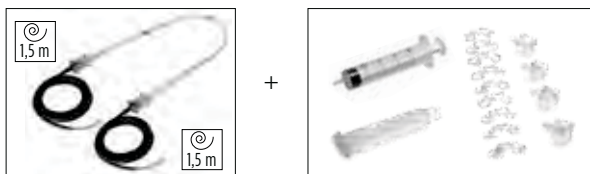
71-3229-00-00	Accesorios / Accessoires / Accessoires / Zubehöre / Acessórios / Accessori / Akcesoria / Аксессуары
----------------------	---



IP 68

Solo permite corte con tapa final. No uniones / Can only be cut with final cover. Cannot be joined / Permet uniquement la découpe avec cache final, pas de raccords. / Nur für Schnitt mit Endkappe. Keine Verbindungen / Consente soltanto un taglio con cappuccio finale. No collegamenti / Só permite o corte com tampa terminal. Não permite uniões / Позволяет только разрез с окончательным покрытием. Соединения не разрешены / Pozwala na przecięcie tylko z końcową kłapą. Bez złąček

91-3227-00-00	3000K	54W
----------------------	-------	-----



Para tira IP68 a medida, consulte con Equipo Comercial / For special IP68 strip length, please contact your sales representative. / Pour un bandeau IP68 sur mesure, veuillez consulter l'équipe commerciale. / Für IP68-Streifen nach Maß wenden Sie sich bitte an unsere Vertriebsmitarbeiter / Per striscia IP68 su misura, contattare lo staff commerciale. / Para fita IP68 à medida, consulte a Equipa Comercial / Для полосы IP68 под заказ, обратитесь, пожалуйста, в коммерческий отдел / Dla taśmy IP68 na miarę, proszę skonsultować się z działem handlowym.

Consultar guías de instalación antes de realizar cualquier manipulación. / Consult installation guides before handling the product. / Consulter les guides d'installation avant toute manipulation. / Bitte lesen Sie vor der Montage die Installationsanleitungen. / Consultare la guida di installazione prima di installare il prodotto. / Consultar os guias de instalação antes de qualquer manuseamento. / До начала работы обязательно ознакомьтесь с инструкцией по монтажу / Zapoznać się z instrukcjami zamontowania przed wykonaniem jakichkolwiek czynności.





LINEAL

54



No compatible con tiras FACADE
Not compatible with FACADE strips
Non compatible avec les bandeaux FACADE
Nicht kompatibel mit Bänder FACADE

Non compatibile con strisce FACADE
Não compatível com tiras FACADE
Не сочетаемый с лентами FACADE
Niekompatybilny z taśmami FACADE

L=2000 mm



L=2000 mm

+

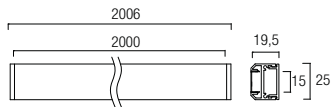
Difusor transparente
Transparent diffuser
Diffuseur transparent
Transparenter Diffusor
Diffusore trasparente
Difusor transparente
Прозрачный рассеиватель
Przezroczysty dyfuzor



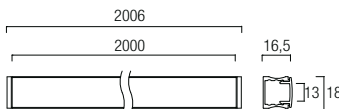
L=2000 mm

+

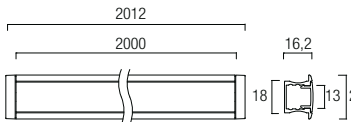
Difusor matizado
Matt diffuser
Diffuseur verre mat
Matter Diffusor
Diffusore sfumato
Difusor fosco
Матовый рассеиватель
Matowy dyfuzor



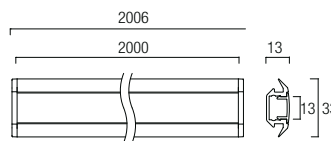
-	71-3454-54-M2	71-3454-54-M3
---	----------------------	----------------------



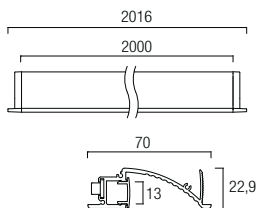
71-0289-54-00	71-0566-54-M2	71-0566-54-M3
----------------------	----------------------	----------------------



71-0299-54-00	71-0580-54-M2	71-0580-54-M3
----------------------	----------------------	----------------------



71-0331-54-00	71-0593-54-M2	71-0593-54-M3
----------------------	----------------------	----------------------



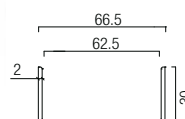
71-0388-54-00	71-0594-54-M2	71-0594-54-M3
----------------------	----------------------	----------------------



+

71-1554-54-00

Kit para empotrar en pared de obra / Recessing kit for brick wall / Kit pour encastrer au mur / Einbaukit für Mauerwerk / Kit per incasso a parete / Kit para encastrar em parede de obra / Набор для встроенного монтажа. / Zestaw do montażu w ścianach z cegły





DECORATIVE


 208-265
FAMILIES

FAMILIAS
FAMILLES
FAMILIEN
FAMIGLIE
FAMÍLIAS
СЕРИИ
RODZINY

 266-303
DRESS UP

 304-363
**WALL &
CEILING**

PAREDES Y TECHOS
MUR ET PLAFOND
WAND UND DECKE
PARETE E SOFFITTO
PAREDE E TECTO
НАСТЕННЫЕ И ПОТОЛОЧНЫЕ
KINKIETY I SUFITOWE

 386-421
BATH

BAÑO
SALLE DE BAINS
BAD
BAGNO
CASA DE BANHO
ДЛЯ ВАННЫХ КОМНАТ
ŁAZIENKOWE

 364-385
**DESK
& FLOOR**


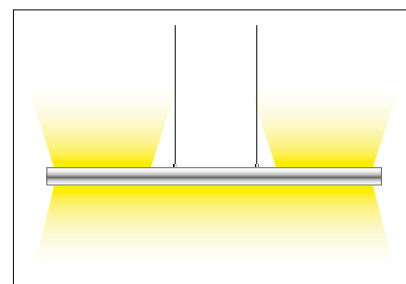
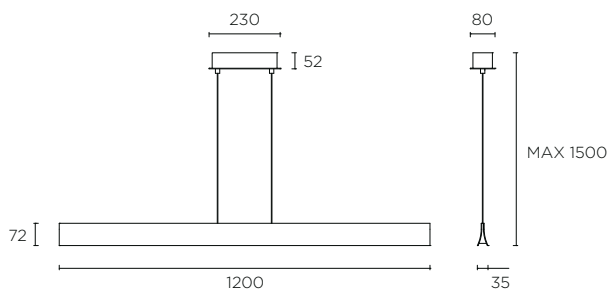
SOBREMESAS Y PIES
BUREAU ET SOL
TISCH UND STEH
SCRIVANIA E PAVIMENTO
ESCRITÓRIOS E CHÃO
НАСТОЛЬНЫЕ ЛАМПЫ И
ТОРШЕРЫ
BIURKOWE I STOJĄCE

 422-463
**CEILING
FANS**

VENTILADORES
VENTILATEURS DE PLAFOND
DECKENVENTILATOREN
VENTILATORI DA SOFFITTO
VENTILADORES DE TECTO
ВЕНТИЛЯТОРЫ
WENTYLATORY SUFITOWE

BRAVO

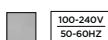
NEW



100-240V
50-60HZ



LC



100-240V
50-60HZ



LC



00-4925-F5-M1 | 00-4926-F5-M1 | 00-4925-34-M1 | 00-4926-34-M1

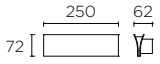

LED **SAMSUNG** 33,3W DOWN + 6W UP
3640 Lm DOWN + 1400 Lm UP | 3000 K





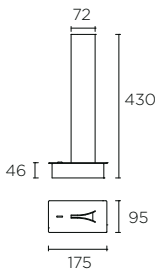
BRAVO

NEW




05-4925-F5-M1 | 05-4925-34-M1

LED **SAMSUNG** 9W UP + 5W DOWN
1050 Lm UP + 315 Lm | 3000 K



10-4925-F5-M1 | 10-4925-34-M1


LED **SAMSUNG** 14W
1365 Lm | 3000 K



25-4925-F5-M1 | 25-4925-34-M1

LED **SAMSUNG** 27,3W
3640 Lm | 3000 K

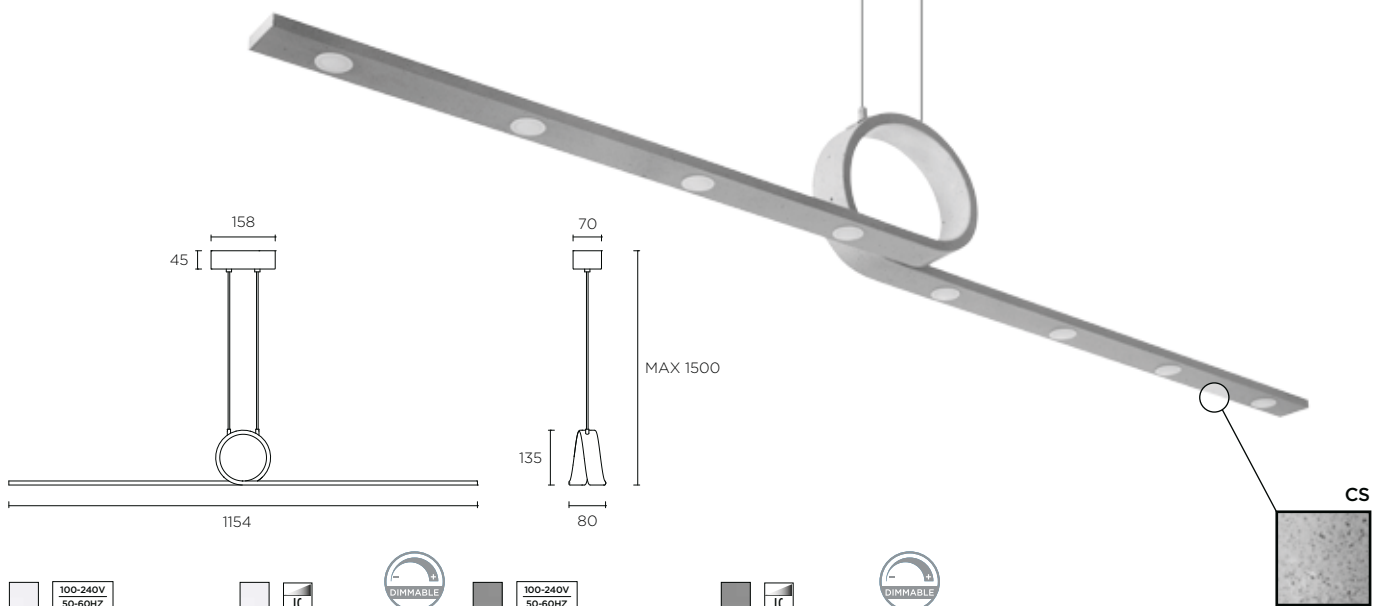




DECORATIVE | FAMILIES

CURL

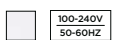
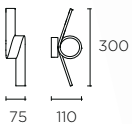
NEW



00-2017-14-14 | 00-2287-14-14 | 00-2017-CS-CS | 00-2287-CS-CS

LED CREE 8 X 3W = 24W
1296 Lm | 3000 K


A++ >> A



05-2017-14-14

LED CREE 2 X 3W = 6W
324 Lm | 3000 K

A++ >> A

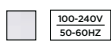
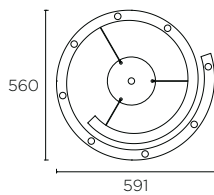
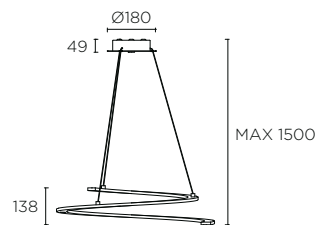




DECORATIVE | FAMILIES

CURL

NEW



00-4835-14-14 | 00-4836-14-14

LED CREE 8 X 3W = 24W
1296 Lm | 3000 K

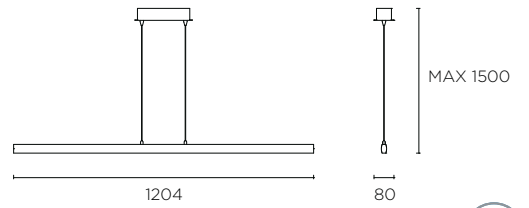

A++ >>> A

14





ROAD



100-240V
50-60HZ

8

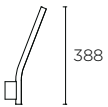

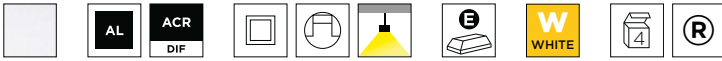


00-3251-14-M1 | 00-4837-14-M1

LED **SAMSUNG** 120 X 0,27W = 32,4W
3860 Lm | 3000 K

A++ >>> A

14



05-3251-14-M1

LED **SAMSUNG** 24 X 0,26W = 6,3W
770 Lm | 3000 K

A++ >>> A

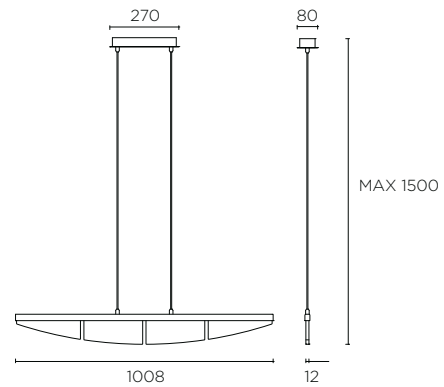

14








DECORATIVE | FAMILIES

SVEN



00-3272-S2-37
 LED 140 X 0,21W = 29W
 2520 Lm | 3000 K




71-2241-00-00
 P. 791





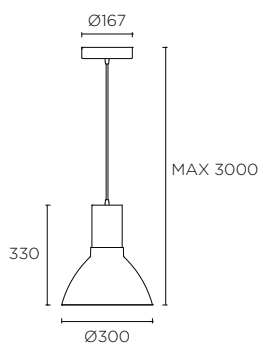









BELL



■
00-3219-S2-M2

LED SHARP 18W
1800 Lm | 3000 K

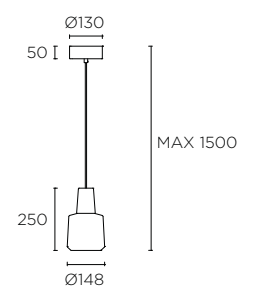
A++ >> A





DECORATIVE | FAMILIES

KHOI NEW



00-4037-CS-12 | 00-4037-14-37

LED CREE 19,5W
1550 Lm | 3000 K

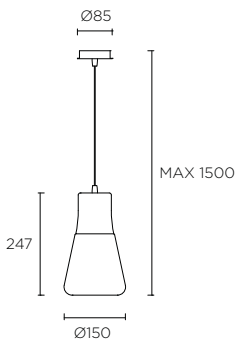
A++ >> A

--	--	--	--	--	--	--	--	--	--	--



DECORATIVE | FAMILIES

DROP



00-2018-21-F9 | 00-2018-14-F9

1 X E-27 MAX. 60W | L= 119 MM Ø= 58 MM

HALOGEN - FLUORESCENT - LED

RECOMMENDED LED ACT-FLL-050

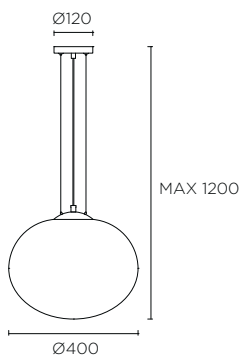
A++



P. 79



NIMES



00-1640-81-F9

1 X E-27 MAX. 100W | L= 200 MM
HALOGEN - FLUORESCENT - LED

A++ >>> C



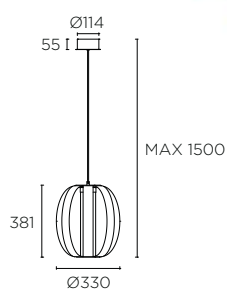
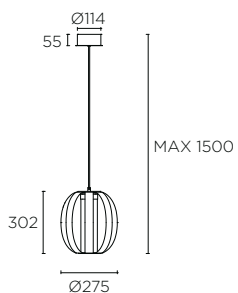

DECORATIVE | FAMILIES



81





DREAM

NEW




 4
00-4929-94-M1
 LED 54 X 0,15W = 8,2W
 1200 Lm | 3000 K


 2
00-4930-94-M1
 LED 81 X 0,2W = 16,2W
 2020 Lm | 3000 K



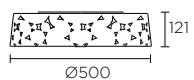






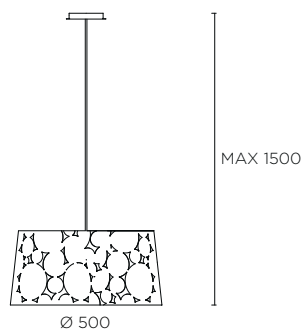



TRAMA



15-4426-14-14

3 X E-27 PL ELEC. MAX. 23W
FLUORESCENT - LED



00-4426-14-14

3 X E-27 MAX. 60W | L= 155 MM
RECOMMENDED GLOBE 20W 
HALOGEN - FLUORESCENT - LED

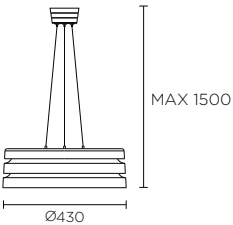


P. 79





CUMBIA



00-2785-21-AS
 3 X E-27 PL ELEC. MAX. 20W | L= 125 MM
 FLUORESCENT - LED
A++ >>> C




AS

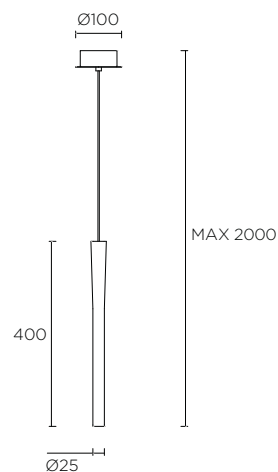
--	--	--	--	--	--	--

ROCKET

6 aros de colores incluidos
 6 coloured rings included
 6 anneaux de couleur fournis
 6 farbige Bügel mitgeliefert
 6 anelli colorati inclusi
 6 aros coloridos incluidos
 В комплект входят 6 цветных колец
 Zawartych 6 kolorowych obręczy



Producto personalizado bajo pedido
 Customized products available upon request
 Produits personnalisés sur commande
 Sonderanfertigungen auf Anfrage
 Prodotti personalizzabili su richiesta
 Produtos personalizados sob encomenda
 Продукция, изготовленная на заказ
 Indywidualizowane produkty dostępne na zamówienie



00-3279-16-16 | 00-3279-05-05

LED CREE 1 X 2,2W
 162 Lm | 3000 K

A++ >>> A



DECORATIVE | FAMILIES

ROCKET



Producto personalizado bajo pedido
 Customized products available upon request
 Produits personnalisés sur commande
 Sonderanfertigungen auf Anfrage
 Prodotti personalizzabili su richiesta
 Produtos personalizados sob encomenda
 Продукция, изготовленная на заказ
 Indywidualizowane produkty dostępne na zamówienie



00-3280-05-16

LED CREE 6 X 2,2W
 972 Lm | 3000 K



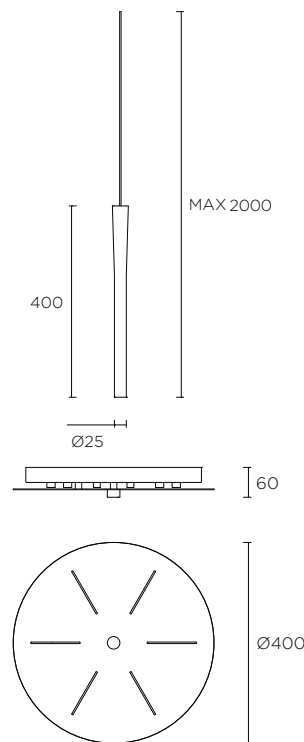
00-3280-16-16


LED CREE 6 X 2,2W
 972 Lm | 3000 K



00-3280-05-05

LED CREE 6 X 2,2W
 972 Lm | 3000 K

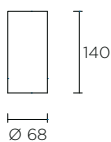




PIPE

NEW

NEW



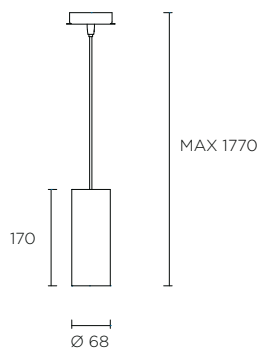
P. 79

15-0073-14-05

15-0073-05-23

1 x GU10 50W
HALOGEN - LED

A++ >>> C



NEW

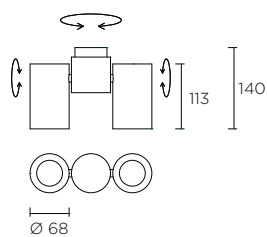


00-0073-14-05

00-0073-05-23

1 x GU10 50W
HALOGEN - LED

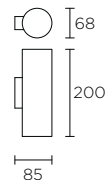
A++ >>> C



15-0074-14-05

2 x GU10 50W
HALOGEN - LED

A++ >>> C




05-2759-14-05

2 X GU10 50W
HALOGEN - LED

A++ >>> C

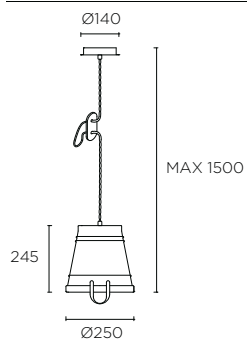
14 - 05 05 - 23





DECORATIVE | FAMILIES

BUCKET



4

00-2708-16-11 | 00-2708-CG-16

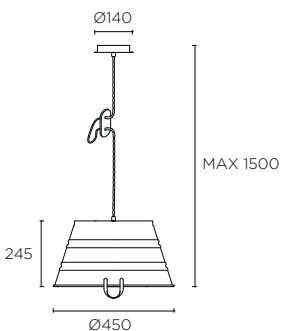
1 X E-27 MAX. 100W | Ø= 180 MM L= 210 MM

HALOGEN - FLUORESCENT - LED

RECOMMENDED GLOBE 18W



P. 79



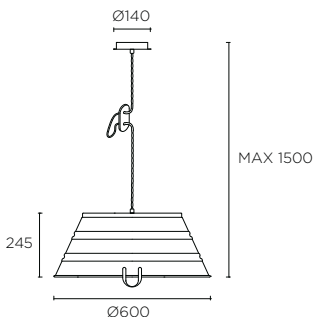
2

00-2709-16-11 | 00-2709-CG-16

1 X E-27 MAX. 100W | L= 225 MM

HALOGEN - FLUORESCENT - LED

RECOMMENDED GLOBE 18W



2


00-2710-16-11 | 00-2710-CG-16

3 X E-27 MAX. 60W | Ø= 140 MM L= 170 MM

HALOGEN - FLUORESCENT - LED



16 - 11 CG - 16



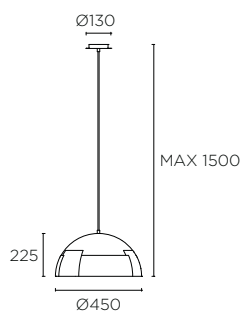


DECORATIVE | FAMILIES

NEO

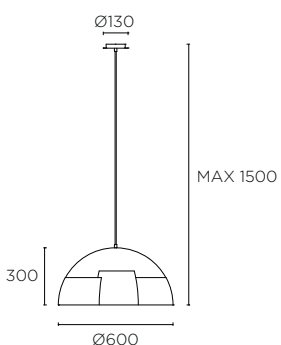


P. 79



00-2749-E2-16 | 00-2749-T4-11

1 X E-27 MAX. 100W | L= 190 MM
HALOGEN - FLUORESCENT - LED
RECOMMENDED GLOBE 18W




00-2908-E2-16 | 00-2908-T4-11

3 X E-27 MAX. 60W | Ø= 140 MM L= 170 MM
HALOGEN - FLUORESCENT - LED



E2 - 16 T4 - 11





Gourmet Lunch

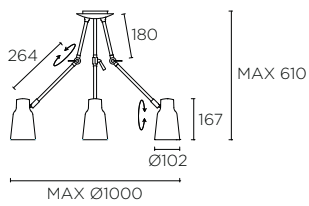
- * Mee Rebus (Mon, Tues)
- * Mee K (Wed)
- * Mee (Thurs)
- * Mee (Fri)
- * Mee (Sat)
- * Nasi Lemak (Mon, Wed, Fri)
- * Nasi Kerabu (Tue, Thurs)



DECORATIVE | FAMILIES

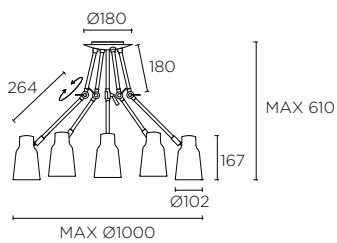
FUNK

NEW



20-4755-CI-23

3 X E-27 MAX. 60W / Ø= 90 MM L= 125 MM
HALOGEN - FLUORESCENT - LED



20-4756-CI-23

5 X E-27 MAX. 60W / Ø= 90 MM L= 125 MM
HALOGEN - FLUORESCENT - LED



CI - 23



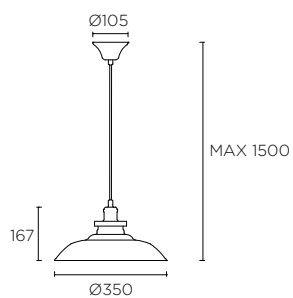
P. 314 P. 364

P. 365



DECORATIVE | FAMILIES

VINTAGE NEW



00-4850-E4-37 | 00-4850-E4-15 | 00-4851-E4-19

1 X E-27 MAX. 100W
 HALOGEN - FLUORESCENT - LED
RECOMMENDED GLOBE 20W

A++
C



P. 79

ST
GLA

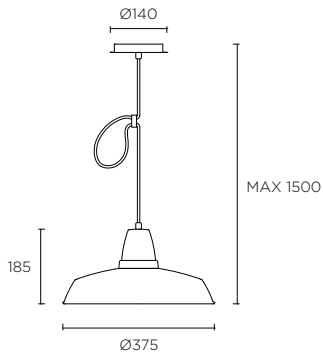


DECORATIVE | FAMILIES

VINTAGE



P. 79

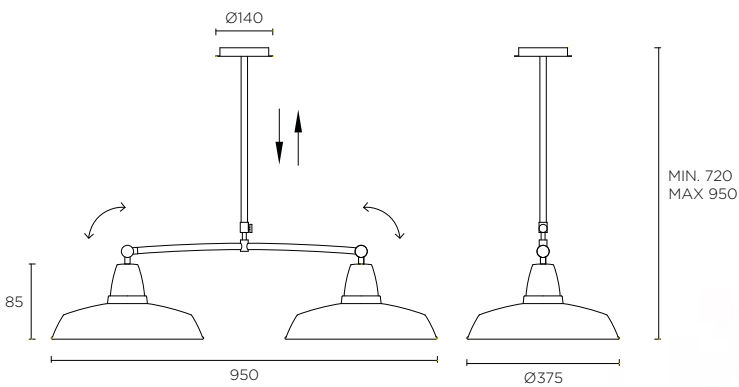


00-1799-S4-CG | 00-1799-21-16

1 X E-27 MAX. 100W

HALOGEN - FLUORESCENT - LED

RECOMMENDED GLOBE 20W



00-2011-S4-CG | 00-2011-21-16

2 X E-27 MAX. 100W

HALOGEN - FLUORESCENT - LED

RECOMMENDED GLOBE 20W



Z6 - 20 16 - 11



tradició

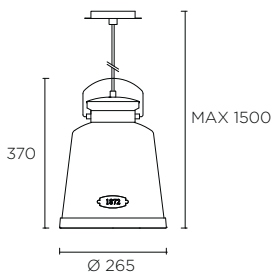


RESTAURANT TOMAS TRADICIÓN - PALÀ DE TORRUELLA (BARCELONA)
MONINTERIORISME - MONTSE JIMÉNEZ



DECORATIVE | FAMILIES

VINTAGE



■ ■
00-0253-S4-CC | 00-0253-21-16

1 X E-27 MAX. 100W | L= 260 MM
RECOMMENDED GLOBE 20W
 HALOGEN - FLUORESCENT - LED

A++ **C**

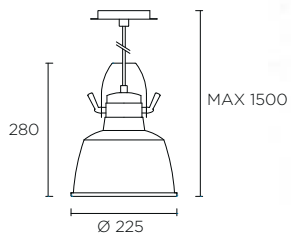
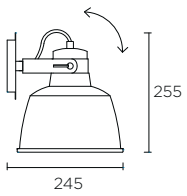


P. 79



CC-11 16-25





P. 79

00-0240-21-Z5 | 00-0240-21-16

1 X E-27 MAX. 100W | Ø= 85MM L= 175 M

RECOMMENDED GLOBE 20W

HALOGEN - FLUORESCENT - LED

A++ **C**

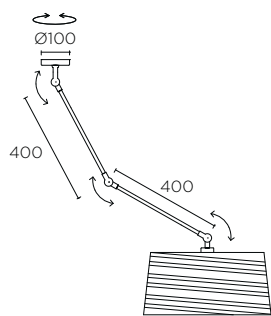
Z5 - 10 16 - 25





DECORATIVE | FAMILIES

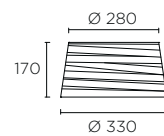
MECANO



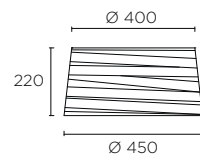
05-2707-81-21 + PAN

1 X E-27 MAX. 100W | L= 125 MM
RECOMMENDED GLOBE 18W 
 HALOGEN - FLUORESCENT - LED

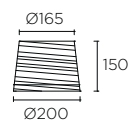
A++  **C**



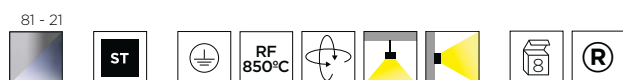
PAN-163-14 | L= 170 MM
PAN-163-05 | L= 170 MM



PAN-164-14 | L= 240 MM
PAN-164-05 | L= 240 MM



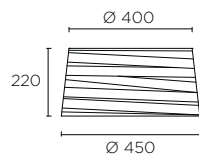
PAN-219-14 | L= 170 MM
PAN-219-05 | L= 170 MM



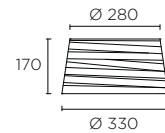


DECORATIVE | FAMILIES

MAGMA

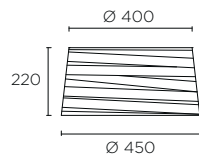
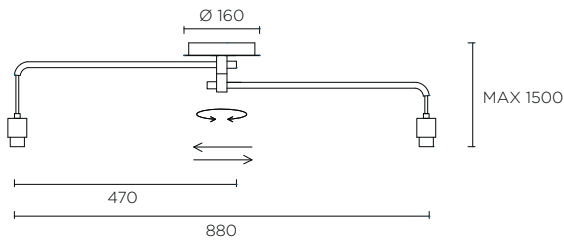


PAN-164-14 | L = 240 MM
PAN-164-05 | L = 240 MM

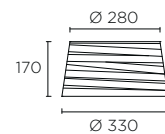


PAN-163-14 | L = 170 MM
PAN-163-05 | L = 170 MM

00-0268-21-82 + 2 X PAN
2 X E-27 MAX. 100W / L = 125 MM
RECOMMENDED GLOBE 20W
HALOGEN - FLUORESCENT - LED
A++ C

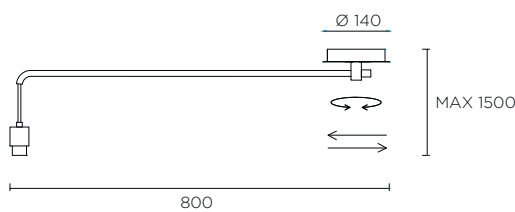


PAN-164-14 | L = 240 MM
PAN-164-05 | L = 240 MM



PAN-163-14 | L = 170 MM
PAN-163-05 | L = 170 MM

00-0264-21-82 + PAN
1 X E-27 MAX. 100W / L = 125 MM
RECOMMENDED GLOBE 20W
HALOGEN - FLUORESCENT - LED
A++ C

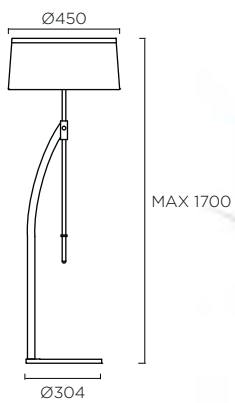


P. 450

P. 380

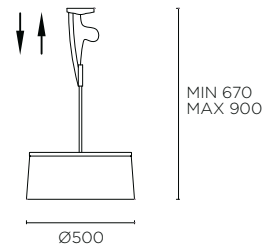


VIRGINIA



25-4339-21-05

3 X E-27 PL ELEC. MAX. 16W | L= 150 MM
FLUORESCENT - LED



00-4339-21-05

3 X E-27 PL ELEC. MAX. 21W | L= 160 MM
FLUORESCENT - LED



10-4339-21-05

1 X E-27 PL ELEC. MAX. 16W | L= 170 MM
FLUORESCENT - LED

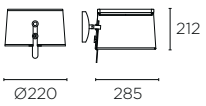


21 - Z5 PAN 05





DECORATIVE | FAMILIES


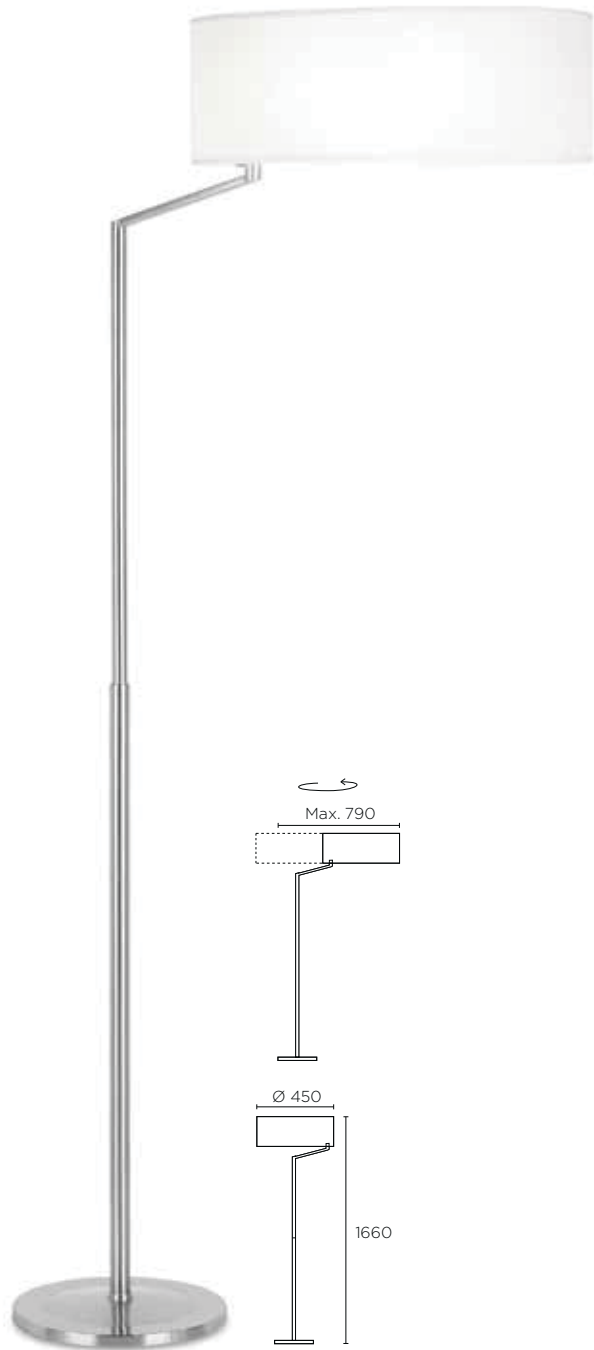


05-4339-21-05
 1 X E-27 PL ELEC. MAX. 16W | L= 140 MM
 FLUORESCENT - LED

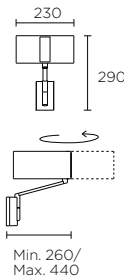
A++ C



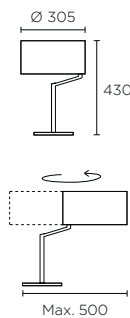
TWIST



25-2817-81-14
 1 X E-27 MAX. 150W | L = 250 MM
 HALOGEN - FLUORESCENT - LED



05-2817-81-14
 1 X E-27 MAX. 60W ESF. Ø45 | Ø = 70 MM L = 130 MM
 HALOGEN - FLUORESCENT - LED



10-2817-81-14
 1 X E-27 MAX. 60W ESF. Ø45 | Ø = 70 MM L = 130 MM
 HALOGEN - FLUORESCENT - LED



UP & DOWN



DECORATIVE | FAMILIES

MAX 1500

Ø 500

Light UP

Light DOWN

P. 79

00-2713-81-AJ
 1 X E-27 HALOGEN MAX. 150W **OSRAM INCLUDED** | Ø= 65 MM L= 145 MM
RECOMMENDED MEGAMAN MU123i
 FLUORESCENT - LED

A++ >>> **C**

81

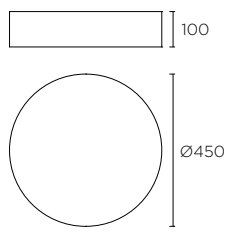
PAN AJ

ST

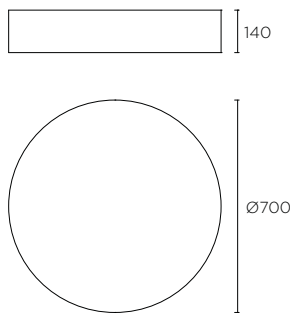
GLA
DIF

COT
SHADE

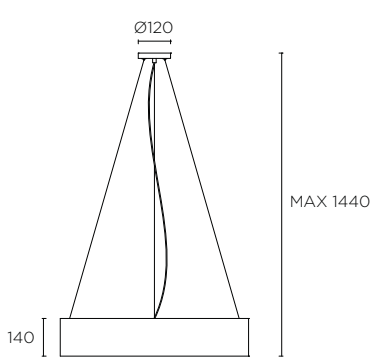
BOL NEW



100-240V 50-60HZ 4 DIMMABLE
15-4922-BY-M1 | 15-5074-BY-M1
 LED 108 X 0,18W = 19W
 1710 Lm | 3000 K



100-240V 50-60HZ 1 DIMMABLE
15-4924-BY-M1 | 15-5075 -BY-M1
 LED 162 X 0,18W = 29W
 2590 Lm | 3000 K



71-4695-81-81
 15-4922-BY-M1 + 71-4695-81-81 (Ø450)
 15-4924-BY-M1 + 71-4695-81-81 (Ø700)

BY ACR COT IP 23 100-240V 50-60HZ W WHITE

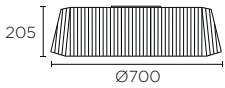


FLORENCIA



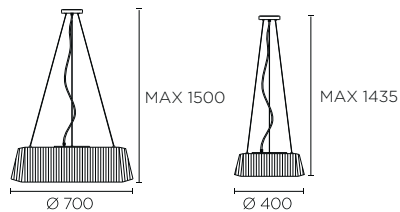
15-4695-J6-M1 | 15-4695-20-M1

2 X E-27 MAX. 40W | Ø= 50 MM L= 160 MM
HALOGEN - FLUORESCENT - LED



15-4696-J6-M1 | 15-4696-20-M1

3 X E-27 MAX. 40W | Ø= 50 MM L= 200 MM
HALOGEN - FLUORESCENT - LED



71-4695-81-81

15-4695-XX-M1 + 71-4695-81-81 (Ø400)
15-4696-XX-M1 + 71-4695-81-81 (Ø700)



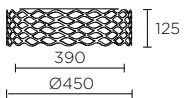
PAN J6 PAN 20





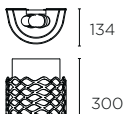
DECORATIVE | FAMILIES

ALSACIA



15-4341-Z6-20

3 X E-27 MAX 40W | Ø= 60 MM L= 170 MM
HALOGEN - FLUORESCENT - LED

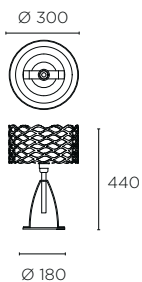


217



05-4341-Z6-20

2 X E-27 PL ELEC. MAX. 23W | Ø= 60 MM L= 170 MM
FLUORESCENT - LED

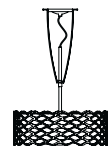
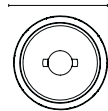


10-4341-Z6-20

1 X E-27 MAX. 100W | L= 150 MM
RECOMMENDED GLOBE 20W
HALOGEN - FLUORESCENT - LED



Ø 450



MAX 830
MIN 570



00-4341-Z6-20

3 X E-27 MAX. 60W | Ø= 100 MM L= 120 MM
HALOGEN - FLUORESCENT - LED



Ø 450



1600

Ø 270



25-4341-Z6-20

3 X E-27 MAX. 60W | Ø= 100 MM L= 120 MM
HALOGEN - FLUORESCENT - LED

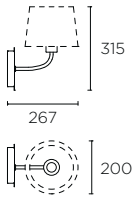




DECORATIVE | FAMILIES

SPICA DRESS UP!

05-2510-Z6-82 + PAN-157-BY



05-2510-Z6-82 + PAN

1 X E-27 MAX 60W

HALOGEN - FLUORESCENT - LED

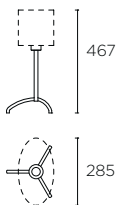
RECOMMENDED MINI CANDLE 9W



20-2510-Z6-82 + PAN-199-V7



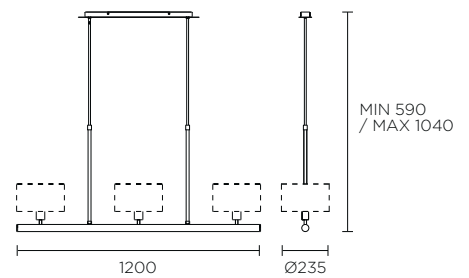
10-4369-Z6-82 + PAN-177-BY



10-4369-Z6-82 + PAN

1 X E-27 MAX. 100W

HALOGEN - FLUORESCENT - LED



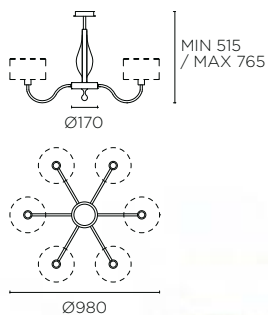
20-2510-Z6-82 + PAN

3 X E-27 MAX. 60W

HALOGEN - FLUORESCENT - LED

RECOMMENDED MINI CANDLE 9W





20-2013-Z6-82 + PAN-199-V7



20-2013-Z6-82 + PAN

6 X E-27 MAX 60W

HALOGEN - FLUORESCENT - LED

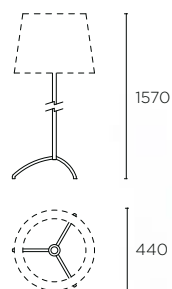
RECOMMENDED MINI CANDLE 9W



25-2510-Z6-82 + PAN-159-14



20-2012-Z6-82 + PAN-157-BY

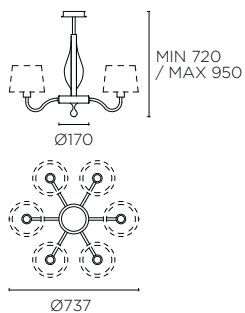


20-2012-Z6-82 + PAN

6 X E-27 MAX 60W

HALOGEN - FLUORESCENT - LED

RECOMMENDED MINI CANDLE 9W



25-2510-Z6-82 + PAN

1 X E-27 MAX. 100W

HALOGEN - FLUORESCENT - LED



P. 284-288



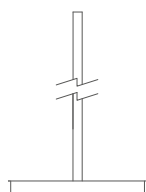
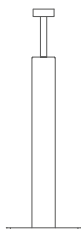
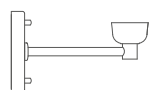


DRESS UP!

VISTE LA ESTRUCTURA A TU GUSTO. **DRESS THE STRUCTURE WITH THE SHADE OF YOUR CHOICE.** HABILLENZ LA STRUCTURE À VOTRE GOÛT. **STELLEN SIE DIE STRUKTUR NACH IHREM GESCHMACK EIN.** STRUTTURA IL TUO STILE. **VESTE A ESTRUTURA A TEU GOSTO.** ВЫБЕРИТЕ СТРУКТУРУ И АБАЖУР, СОЗДАЙТЕ СВОЮ ЛАМПУ. **SAM DOBIERZ ABĄZÚR DO WYBRANEJ LAMPY.**

<p>XS</p> <p>PAN-175-14</p> <p>PAN-175-BY</p>	<p>S</p> <p>PAN-177-14</p> <p>PAN-177-BY</p>	<p>S</p> <p>PAN-157-14</p> <p>PAN-157-BY</p>	<p>M</p> <p>PAN-161-14</p> <p>PAN-161-BY</p>	<p>L</p> <p>PAN-184-14</p> <p>PAN-184-BY</p>	<p>XL</p> <p>PAN-159-14</p> <p>PAN-159-BY</p>
<p>S</p> <p>PAN-219-14</p> <p>PAN-219-05</p>	<p>S</p> <p>PAN-194-AJ</p>	<p>XS</p> <p>PAN-198-V7</p>	<p>S</p> <p>PAN-199-V7</p>	<p>M</p> <p>PAN-220-V7</p>	<p>L</p> <p>PAN-221-V7</p>
<p>XS</p> <p>PAN-166-20</p>	<p>S</p> <p>PAN-151-20</p>	<p>M</p> <p>PAN-153-20</p>	<p>L</p> <p>PAN-155-20</p>		

HOW TO USE ?



1. Step

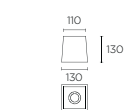
Elige la estructura en el acabado que más te guste.
 Choose the structure in the finish that best suits you.
 Choisissez la structure dans la finition de votre goût.
 Bitte wählen sie die gewünschte struktur.
 Scegli la struttura nella rifinitura di tuo gusto.
 Escolha a estrutura no acabamento ao seu gosto.
 Выберите структуру в желаемой отделке.
 Wybierz podstawę w kolorze, który najbardziej pasuje

2. Step

Elige la forma, tamaño y acabado de la pantalla.
 Select the shape, size and finish of the shade.
 Sélectionnez le modèle, la dimension et la finition de l'abat-jour.
 Bitte wählen sie die form, größe und farbe des lampenschirmes.
 Scegli forma, dimensione e rifinitura dello paralume.
 Escolha a forma, o tamanho e o acabamento do abat-jour.
 Выберите форму, размер и отделку абажура.
 wybierz kształt, wielkość i wykończenie abażura.

3. Step

¡Tu lámpara está lista!
 Your lamp is now ready!
 Votre luminaire est prêt !
 Die Lampe ist fertig!
 La tua lampada è pronta!
 A sua luminária está pronta.
 Ваша лампа готова!
 Lampa jest gotowa.



XS



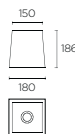
PAN-178-14



PAN-178-BY



PAN-186-20



S



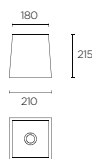
PAN-179-14



PAN-179-BY



PAN-187-20



M



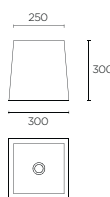
PAN-180-14



PAN-180-BY



PAN-188-20



L



PAN-181-14



PAN-181-BY



PAN-189-20



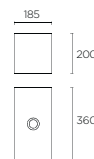
S



PAN-176-14



PAN-176-BY



M



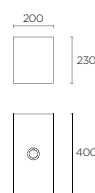
PAN-182-14



PAN-182-BY



PAN-182-T001



L



PAN-183-14



PAN-183-BY



PAN-183-T001


























DRESS UP!

	XS	S	S	M	L	XL	S
	PAN-175-14	PAN-177-14	PAN-157-14	PAN-161-14	PAN-184-14	PAN-159-14	
	PAN-175-BY	PAN-177-BY	PAN-157-BY	PAN-161-BY	PAN-184-BY	PAN-159-BY	
							PAN-219-14
							PAN-219-05


COLLECTIONS CODE

BALI	05-3217-XX-82	●	●	●				●
	05-3218-XX-82	●	●	●				●
BRISTOL	05-2815-81-81	●	●	●				●
	05-2820-XX-XX	●	●	●				●
	10-4759-81-82		●	●	●			●
	25-4759-81-82					●	●	
DELUXE	05-4919-21-82		●	●	●			●
	05-4920-21-82		●	●	●			●
	10-4919-21-82		●	●	●	●		
	25-4919-21-82						●	
DEVON	10-2825-81-82				●	●		
	25-2825-21-82					●	●	
DOVER	170-NS	●	●	●				●
	172-NS	●	●	●				●
	174-NS		●	●	●			●
	176-NS					●		
FEI	05-4367-16-82	●	●	●				●
	10-4367-16-82		●	●				●
	10-4368-16-82		●	●	●			●
	25-4367-16-82					●	●	
GLOSS	05-2755-81-21	●	●	●				●
	05-2756-81-21	●	●	●				●
LYON	05-1567-81-82	●	●					
	10-1567-81-82		●	●	●			●
	25-1567-81-82					●	●	
MICHIGAN	05-2757-14-82	●	●	●				●
	05-2758-14-82	●	●	●				●
	10-2757-14-82		●	●	●			●
	25-2757-14-82						●	
MILAN	10-1568-81-82			●	●			●
	25-1568-81-82				●	●		
OXFORD	05-2840-21-82			●	●			●
SPICA	00-2012-Z6-82	●		●				●
	00-2013-Z6-82	●		●				●
	05-2510-Z6-82	●	●	●				●
	10-4369-Z6-82		●		●	●		●
	20-2510-Z6-82	●		●	●			●
	25-2510-Z6-82					●	●	
TORINO	05-4695-XX-82	●	●	●	●			●
	05-4696-XX-82	●	●	●	●			●
	10-4695-XX-82		●	●	●			●
	25-4695-XX-82						●	

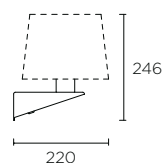
	XS	S	M	L	S	M	L
	  	  	  	  	  	  	  
	PAN-178-14	PAN-179-14	PAN-180-14	PAN-181-14	PAN-176-14	PAN-182-14	PAN-183-14
	PAN-178-BY	PAN-179-BY	PAN-180-BY	PAN-181-BY	PAN-176-BY	PAN-182-BY	PAN-183-BY
	PAN-186-20	PAN-187-20	PAN-189-20	PAN-187-20			
						PAN-182-T001	PAN-183-T001

COLLECTIONS CODE

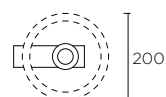
BALI	05-3217-XX-82	●				●		
	05-3218-XX-82	●				●		
BRISTOL	05-2815-81-81	●	●			●		
	05-2820-XX-XX	●	●			●		
	10-4759-81-82		●	●		●		
	25-4759-81-82				●		●	●
DELUXE	05-4919-21-82	●	●	●		●		
	05-4920-21-82	●	●	●		●		
	10-4919-21-82			●	●	●	●	
	25-4919-21-82				●		●	●
DEVON	10-2825-81-82			●	●		●	
	25-2825-21-82				●		●	●
DOVER	170-NS	●	●			●		
	172-NS	●				●		
	174-NS		●	●		●		
	176-NS				●		●	●
FEI	05-4367-16-82	●	●	●		●		
	10-4367-16-82		●			●		
	10-4368-16-82		●	●		●	●	
	25-4367-16-82				●			●
GLOSS	05-2755-81-21	●	●			●		
	05-2756-81-21	●	●			●		
LYON	05-1567-81-82	●	●			●		
	10-1567-81-82		●	●	●	●	●	
	25-1567-81-82				●		●	●
MICHIGAN	05-2757-14-82	●	●			●		
	05-2758-14-82	●	●			●		
	10-2757-14-82		●	●		●		
	25-2757-14-82				●		●	●
MILAN	10-1568-81-82		●	●			●	
	25-1568-81-82			●	●		●	
OXFORD	05-2840-21-82	●	●			●		
SPICA	00-2012-Z6-82	●	●					
	00-2013-Z6-82	●	●					
	05-2510-Z6-82	●				●		
	10-4369-Z6-82			●		●		
	20-2510-Z6-82	●	●	●				
	25-2510-Z6-82			●	●		●	●
TORINO	05-4695-XX-82	●	●			●		
	05-4696-XX-82	●	●			●		
	10-4695-XX-82		●	●		●		
	25-4695-XX-82				●		●	●



GLOSS

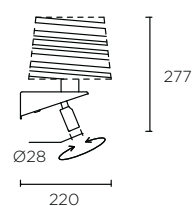


05-2755-81-21 + PAN-157-BY

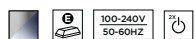


05-2755-81-21 + PAN

1 X E-27 MAX. 60W ESF. Ø45
HALOGEN - FLUORESCENT - LED



05-2756-81-21 + PAN-219-14



05-2756-81-21 + PAN

1 X E-27 MAX. 60W ESF. Ø45
HALOGEN - FLUORESCENT - LED
LED CREE 1W
94 LM



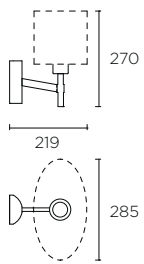
P. 284-288

81 - 21





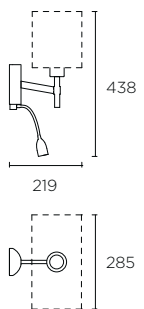
BRISTOL




■
05-2815-81-81 + PAN
 1 X E-27 MAX. 60W
 HALOGEN - FLUORESCENT - LED
 A++ >>> C



05-2815-81-81 + PAN-177-BY



■  ■
05-2820-81-81 + PAN | 05-2820-21-21 + PAN
 1 X E-27 MAX. 60W
 HALOGEN - FLUORESCENT - LED
 LED CREE 3W
 162 Lm
 A++ >>> C | A++ >>> A



05-2820-21-21 + PAN-176-14


 P. 284-288

81



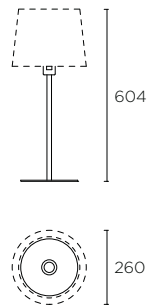
DECORATIVE | DRESS UP

BRISTOL



10-4759-81-82


1 X E-27 MAX. 60W
HALOGEN - FLUORESCENT - LED



NEW

10-4759-81-82 + PAN-161-BY



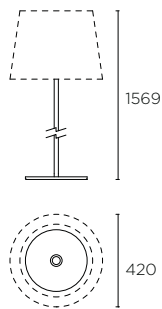


DECORATIVE | DRESS UP



25-4759-81-82

1 X E-27 MAX. 100W
HALOGEN - FLUORESCENT - LED



25-4759-81-82 + PAN-159-14

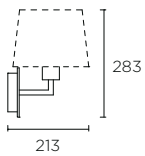


P. 284-288

BALI

NEW

05-3217-XX-82 + PAN-157-XX



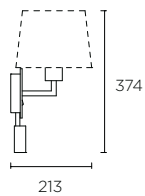
05-3217-19-82 + PAN | 05-3217-81-82 + PAN | 05-3217-21-82 + PAN | 05-3217-E4-82 + PAN

1 X E-27 MAX. 60W ESF. Ø45
HALOGEN - FLUORESCENT - LED



NEW

05-3218-XX-82 + PAN-157-XX



05-3218-19-82 + PAN | 05-3218-81-82 + PAN | 05-3218-21-82 + PAN | 05-3218-E4-82 + PAN

1 X E-27 MAX. 60W ESF. Ø45
HALOGEN - FLUORESCENT - LED
LED CREE 2,1W
162 Lm

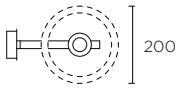
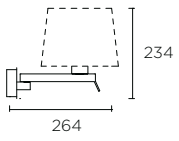


P. 284-288





TORINO

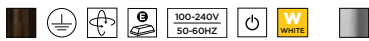
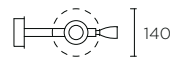
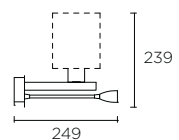


05-4696-81-82 + PAN | 05-4696-Y2-82 + PAN

1 X E-27 MAX. 60W
HALOGEN - FLUORESCENT - LED



05-4696-Y2-82 + PAN-157-14

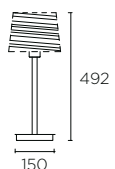


05-4695-Y2-82 + PAN | 05-4695-81-82 + PAN

1 X E-27 MAX. 60W
HALOGEN - FLUORESCENT - LED
LED CREE 3W
182 Lm



05-4695-81-82 + PAN-175-BY



10-4695-81-82 + PAN | 10-4695-Y2-82 + PAN | 10-4695-21-82 + PAN

1 X E-27 MAX. 60W
HALOGEN - FLUORESCENT - LED



10-4695-21-82 + PAN-219-05



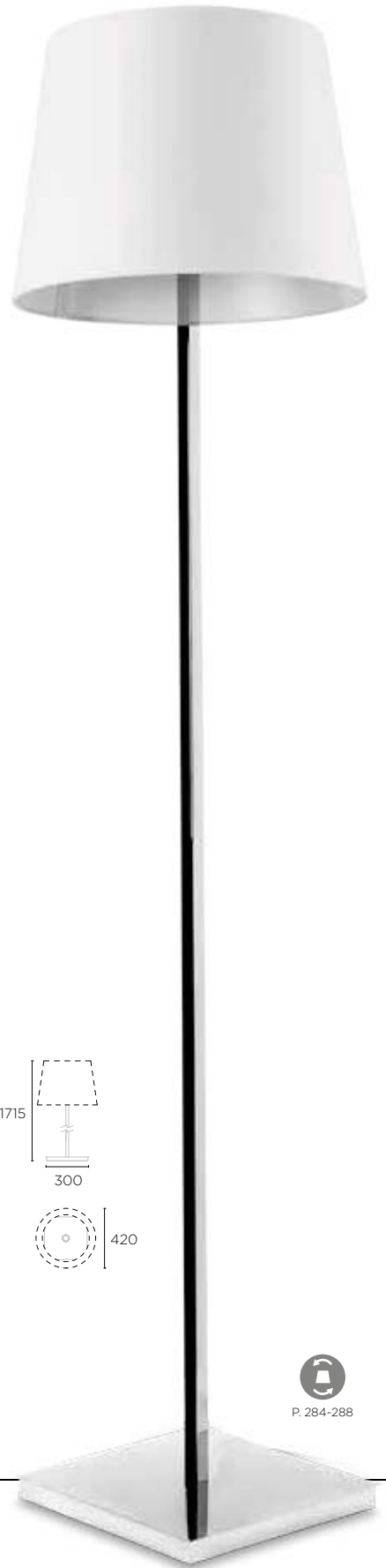
P. 284-288



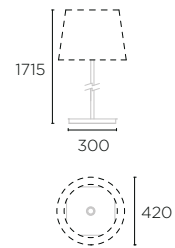


25-4695-81-82 + PAN-159-BY

25-4695-21-82 + PAN-159-14



DECORATIVE | DRESS UP



25-4695-81-82 + PAN | 25-4695-Y2-82 + PAN | 25-4695-21-82 + PAN

1 X E-27 MAX. 100W
 HALOGEN - FLUORESCENT - LED

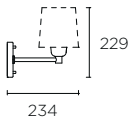
A++ >>> C



P. 284-288

ST
COT
SHADE
RF
850°C
⏻
⏻
Ⓜ
®

DOVER

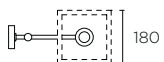
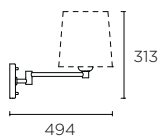


172-NS + PAN

1 X E-27 MAX. 60W
HALOGEN - FLUORESCENT - LED



172-NS + PAN-178-BY

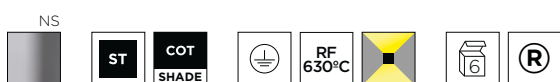


170-NS + PAN

1 X E-27 MAX. 60W
HALOGEN - FLUORESCENT - LED

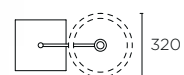
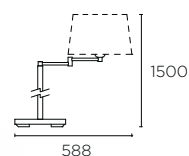



170-NS + PAN-179-14





176-NS + PAN-159-14



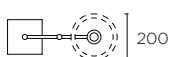
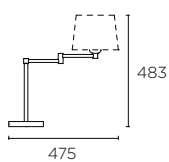
176-NS + PAN

1 X E-27 MAX. 60W
HALOGEN - FLUORESCENT - LED



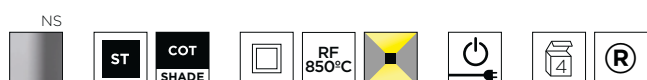
P. 284-288

174-NS + PAN-157-14



174-NS + PAN

1 X E-27 MAX. 60W
HALOGEN - FLUORESCENT - LED



DELUXE NEW



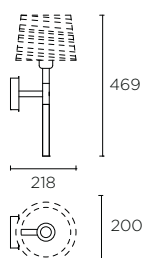
Polipieli (piel sintética)
 Imitation leather
 Similicuir
 Synthetikleder
 Pelle sintetica
 Polipele
 Искусственная кожа
 Skaj



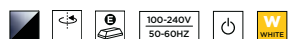
05-4919-21-82

1 X E-27 MAX. 60W
 HALOGEN - FLUORESCENT - LED

A++ >>> C



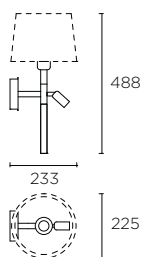
05-4919-21-82 + PAN-219-05



05-4920-21-82

1 X E-27 MAX. 60W
 LED CREE 2,2W
 162 Lm
 HALOGEN - FLUORESCENT - LED

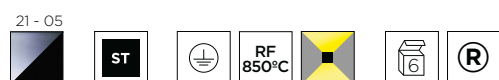
A++ >>> C >>> A




05-4920-21-82 + PAN-161-14



P. 284-288





DECORATIVE | DRESS UP

DELUXE NEW



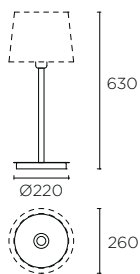
Polipiel (piel sintética)
 Imitation leather
 Similicuir
 Synthetikleder
 Pelle sintetica
 Polipele
 Искусственная кожа
 Skaj



25-4919-21-82 + PAN-159-14

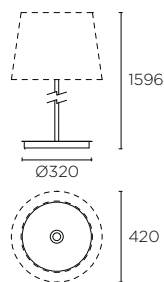


10-4919-21-82 + PAN-161-14



10-4919-21-82

1 X E-27 MAX. 60W
 HALOGEN - FLUORESCENT - LED



25-4919-21-82


1 X E-27 MAX. 100W
 HALOGEN - FLUORESCENT - LED



P. 284-288

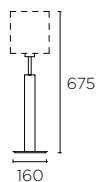
21-05





DECORATIVE | DRESS UP

DEVON

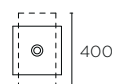
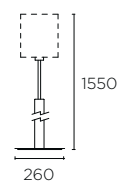


10-2825-21-82 + PAN

1 X E-27 MAX. 60W
HALOGEN - FLUORESCENT - LED



10-2825-21-82 + PAN-182-14



25-2825-21-82 + PAN

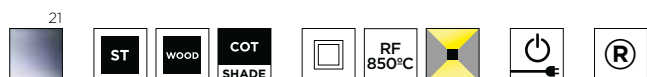
1 X E-27 MAX. 100W
HALOGEN - FLUORESCENT - LED



25-2825-21-82 + PAN-183-T001



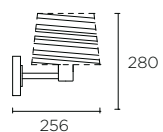
P. 284-288





DECORATIVE | DRESS UP

MICHIGAN


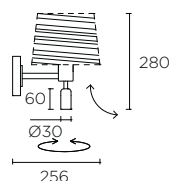


05-2757-14-82 + PAN

1 X E-27 MAX. 60W
HALOGEN - FLUORESCENT - LED



05-2757-14-82 + PAN-219-14

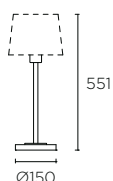


05-2758-14-82 + PAN

1 X E-27 MAX. 60W
HALOGEN - FLUORESCENT - LED
1 LED X 1W
94 Lm



05-2758-14-82 + PAN-219-14



10-2757-14-82 + PAN

1 X E-27 MAX. 60W
HALOGEN - FLUORESCENT - LED



10-2757-14-82 + PAN-161-14





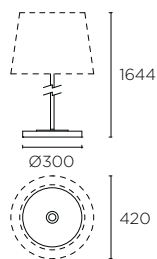
DECORATIVE | DRESS UP



25-2757-14-82 + PAN

1 X E-27 MAX. 100W
HALOGEN - FLUORESCENT - LED

A++ C



25-2757-14-82+ PAN-159-14

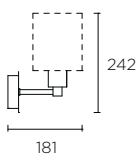


P. 284-288

14



LYON

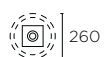
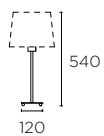


05-1567-81-82 + PAN

1 X E-27 MAX. 60W
HALOGEN - FLUORESCENT - LED



05-1567-81-82 + PAN-175-14



10-1567-81-82 + PAN

1 X E-27 MAX. 60W
HALOGEN - FLUORESCENT - LED



10-1567-81-82 + PAN-161-BY



P. 284-288

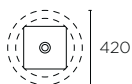
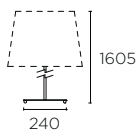




25-1567-81-82 + PAN-159-BY



25-1567-81-82 + PAN-159-BY



25-1567-81-82 + PAN

1 X E-27 MAX. 100W
HALOGEN - FLUORESCENT - LED

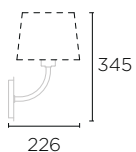


DECORATIVE | DRESS UP

81



FEI



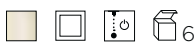
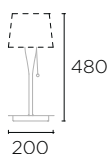
05-1136-16-82 + PAN

1 X E-27 MAX. 60W

HALOGEN - FLUORESCENT - LED



05-1136-16-82 + PAN-157-BY



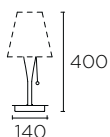
10-4368-16-82 + PAN

1 X E-27 MAX. 75W

HALOGEN - FLUORESCENT - LED



10-4368-16-82 + PAN-157-BY



10-4367-16-82 + PAN

1 X E-27 MAX. 60W

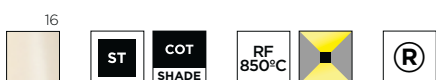
HALOGEN - FLUORESCENT - LED



10-4367-16-82 + PAN-151-20



P. 284-288





DECORATIVE | DRESS UP

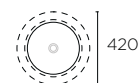
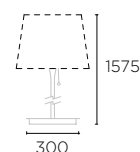
25-4367-16-82 + PAN-159-BY



25-4367-16-82 + PAN

1 X E-27 MAX. 150W

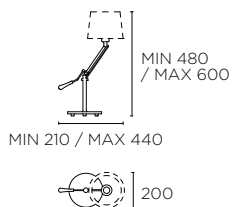
HALOGEN - FLUORESCENT - LED



16

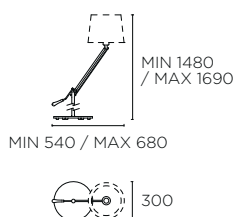


MILAN



■
10-1568-81-82 + PAN
 1 X E-27 MAX. 60W
 HALOGEN - FLUORESCENT - LED
A++ >>> C

10-1568-81-82 + PAN-157-14



■
25-1568-81-82 + PAN
 1 X E-27 MAX. 100W
 HALOGEN - FLUORESCENT - LED
A++ >>> C

25-1568-81-82 + PAN-181-14



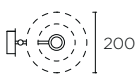
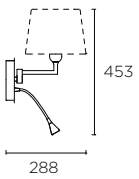


DECORATIVE | DRESS UP

OXFORD



05-2840-21-82 + PAN-157-14



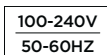
05-2840-21-82 + PAN

1 X E-27 MAX. 60W
HALOGEN - FLUORESCENT - LED
LED CREE 3W
162 Lm



P. 284-288

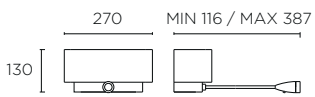
21



TYRA



DECORATIVE | DRESS UP



05-4363-81-20

1 X G24Q2 MAX. 18W

LED CREE 3W

162 Lm | 3000 K

A++ C A++ A

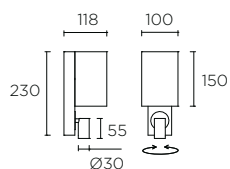


81

BUC NEW

Dos pantallas incluidas
 Two shades included
 Deux abat-jour fournis
 Zwei Schirme enthalten
 Due paralumi inclusi
 Dois quebra-luzes incluídos
 Включены два абажура
 Zawiera dwa abazury

14 BY

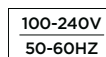



05-4901-19-E4
 1 LED X 6,9W CREE | 550 Lm
 1 LED X 2,2W CREE | 162 Lm
 HALOGEN - FLUORESCENT - LED

A++ >>> A



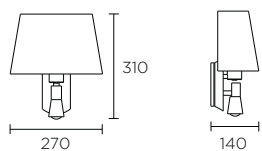
19 - E4





DECORATIVE | DRESS UP

BALMORAL



05-2814-81-05

05-2814-81-14

05-2814-81-20


1 X E-27 MAX. 60W | L= 150 MM

HALOGEN - FLUORESCENT - LED

LED CREE 3W

162 Lm | 3000 K





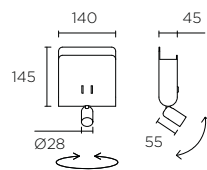
DIDO



05-2015-14-14 | 05-2015-34-34

LED CREE 1 X 9W 560 Lm | 3000 K

LED CREE 1 X 1W 94 Lm | 3000 K

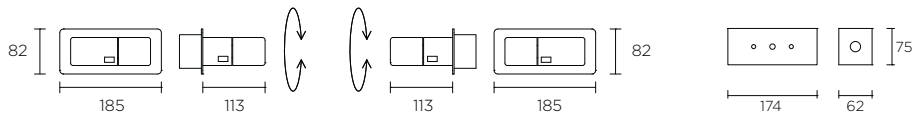
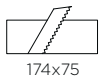


14 34
AL
RF 850°C
100-240V 50-60HZ
2x
W WHITE
®

ESTAK



DECORATIVE | WALL & CEILING



05-1555-34-34

LED CREE 3W
162 Lm | 3000 K



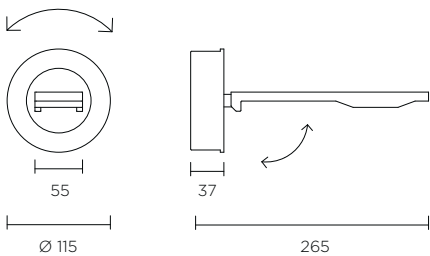
71-1653-34-34

Kit para empotrar en pared de obra
Recessing kit for brick wall
Kit pour encastrer au mur
Kit zum Einbauen im Mauerwerk
Kit per incasso a parete
Kit para encastrar em parede de obra
Набор для встроенного монтажа
Zestaw do montażu w ścianach z cegły

34



ON-OFF



ON



OFF

05-0072-34-34

LED CREE 3W
162 Lm | 3000 K

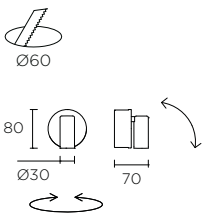


34

IVY



DECORATIVE | WALL & CEILING



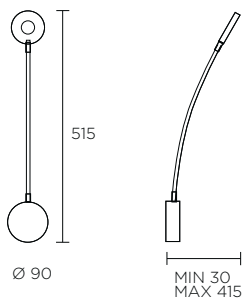
05-2706-81-81 | 05-2706-21-21 | 05-2706-E4-E4

LED CREE X 1W
94 Lm | 3000 K

A++ >>> A



LLIT



446-NS

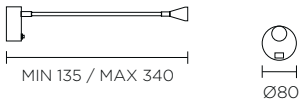
30 LEDs X 0,083 = 2,5W
242 Lm | 6000 K

A++ >>> A



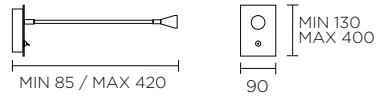


BOOK



05-2838-21-21

LED CREE 1W
107 Lm | 3000 K

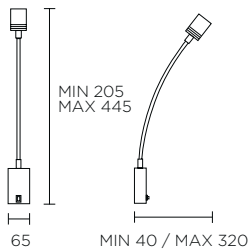


05-2837-21-21

LED CREE 1W
107 Lm | 3000 K



WALL



05-2845-21-21

LED CREE 3W
182 Lm | 3000 K



05-2835-54-54

LED CREE 1,2W
107 Lm | 3000 K



BED



MIN 150 / MAX 530

MIN 35
MAX 450

MIN 170 / MAX 565

MIN 35
MAX 450



05-2830-34-34

LED CREE 3W
182 Lm | 3000 K

A++ >> A



05-2831-34-34

LED CREE 3W
182 Lm | 3000 K

A++ >> A

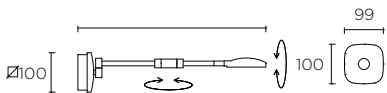


DECORATIVE | WALL & CEILING

34



QUEEN NEW



05-4760-21-05 | 05-4760-E4-Y2

LED CITIZEN 6.9W
550 Lm | 3000 K


A++ >>> A

21-05 E4-Y2

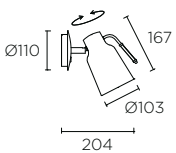
P. 372

P. 372

P. 374



FUNK NEW



05-4755-CI-23

1 X E-27 MAX. 60W | Ø= 60 MM L= 120 MM
 HALOGEN - FLUORESCENT - LED

A++ **C**



CI - 23

FLEX

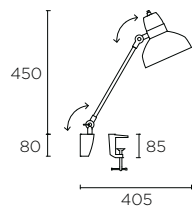


DECORATIVE | WALL & CEILING



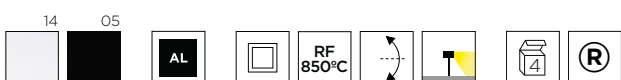
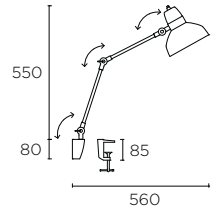
05-1530-21-14 | 05-1530-21-05
 1 X E-27 MAX. 60W | Ø= 70 MM L= 130 MM
 HALOGEN - FLUORESCENT - LED
 RECOMMENDED MINI GLOBE 11W

A++ **C**



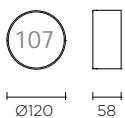
05-1531-21-14 | 05-1531-21-05
 1 X E-27 MAX. 60W | Ø= 70 MM L= 130 MM
 HALOGEN - FLUORESCENT - LED
 RECOMMENDED MINI GLOBE 11W

A++ **C**



P. 366

ROOMIE



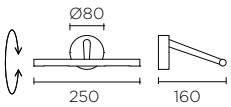
05-2753-14-M2
LED CREE 1W
107 Lm
A++ >>> A

FILTROS INCLUIDOS | SIGNAL FILTERS INCLUDED | FILTRES DE SIGNALISATION FOURNIS
FILTER FÜR SIGNALISIERUNG INKLUSIVE | FILTRI DI SEGNALAZIONE INCLUSI | SINALIZAÇÃO, INCLUINDO FILTROS
ФИЛЬТРЫ С ОБОЗНАЧЕНИЯМИ В КОМПЛЕКТЕ | FILTRY SYGNAŁÓW W KOMPLECIE





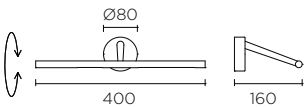
SIENA LED



05-1577-E4-M2 | 05-1577-21-M2 | 05-1577-81-M2

LED 12 X 0,2W = 2,4W
265 Lm | 3000 K

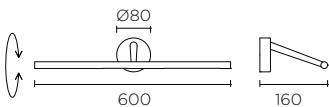
A++ >>> A



05-1611-E4-M2 | 05-1611-21-M2 | 05-1611-81-M2

LED 18 X 0,2W = 3,6W
400 Lm | 3000 K

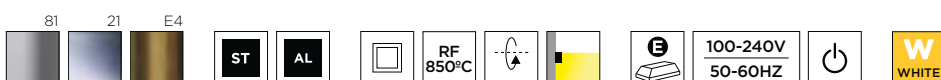
A++ >>> A



05-2897-E4-M2 | 05-2897-21-M2 | 05-2897-81-M2

LED 30 X 0,23W = 7W
700 Lm | 3000 K

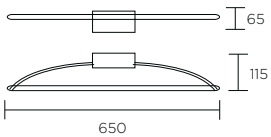
A++ >>> A



SIENA



DECORATIVE | WALL & CEILING

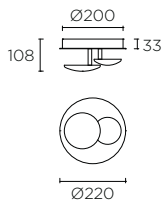


280-NS

1 X T5 13W



STRATA NEW

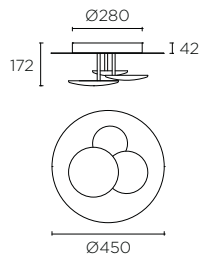


IP 23
100-240V 50-60HZ
2
100-240V 50-60HZ
LC
DIMMABLE
LC
DIMMABLE

05-4921-21-14 | **05-4921-06-14** | **05-4968-21-14** | **05-4968-06-14**

2 X LED CREE 14W
1100 Lm | 3000 K

A++ >>> **A**



IP 23
100-240V 50-60HZ
6
100-240V 50-60HZ
LC
DIMMABLE
LC
DIMMABLE

15-4921-21-14 | **15-4921-06-14** | **15-4968-21-14** | **15-4968-06-14**


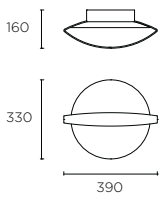
3 X LED CREE 39W
3700 Lm | 3000 K

A++ >>> **A**

21-14
06-14
ST
AL
RF 850°C
E
W WHITE
®

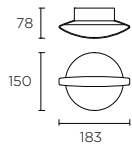


SATURN

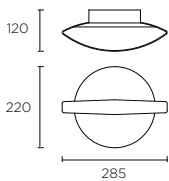


15-2021-14-14
LED SHARP 18W
1800 Lm | 3000 K

| **15-5073-14-14**



05-2233-14-14
LED CITIZEN 4W
380 Lm | 3000 K

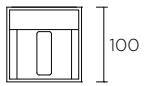
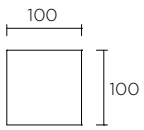


15-2020-14-14 | **15-5069-14-14**
LED SHARP 9W
855 Lm | 3000 K



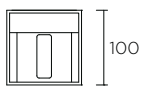
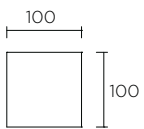


KUB



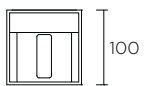
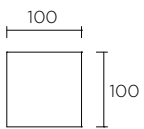

05-3220-14-14

LED CREE 4 X 1,025W = 4,1W
428 Lm | 3000 K



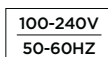
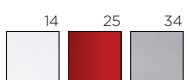
05-3220-25-25

LED CREE 4 X 1,025W = 4,1W
428 Lm | 3000 K



05-3220-34-34

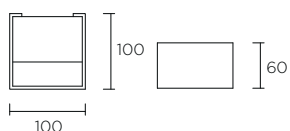
LED CREE 4 X 1,025W = 4,1W
428 Lm | 3000 K



JET



DECORATIVE | WALL & CEILING



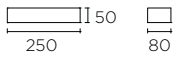

05-0071-14-14

LED CREE X 3W
182 Lm | 3000 K

A++ >>> **A**

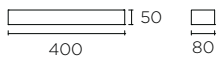


LIA LED



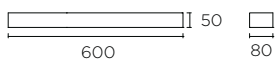
05-2703-81-81 | 05-2703-21-21 | 05-2703-14-14

LED 12 X 0,3W = 3,5W
356 Lm | 3000 K



05-2704-81-81 | 05-2704-21-21 | 05-2704-14-14

LED 24 X 0,3W = 7W
713 Lm | 3000 K



05-2705-81-81 | 05-2705-21-21 | 05-2705-14-14

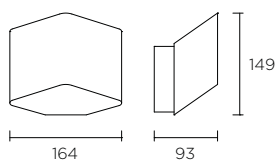


LED 36 X 0,3W = 10,5W
1070 Lm | 3000 K



81	21	14	ST	AL	ACR DIF	RF 850°C			E	100-240V 50-60HZ	W WHITE	®
----	----	----	----	----	------------	-------------	--	--	---	---------------------	------------	---

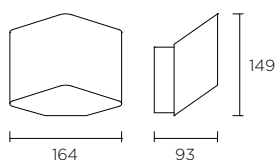



JET NEW



05-3980-14-14

LED SHARP X 7,5W
700 Lm | 3000 K



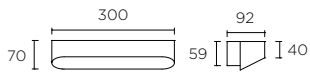

05-3980-S2-14

LED SHARP X 7,5W
700 Lm | 3000 K



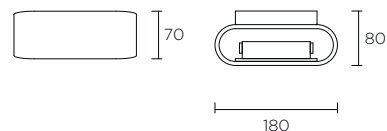
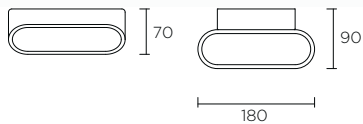


OVAL



05-2019-S2-14 | **05-2019-14-14**

LED CITIZEN 2 X 4W = 8W
820 Lm | 3000 K



05-0070-S2-14 | **05-0070-14-14**

LED CITIZEN 1 LED X 4W
488 Lm | 3000 K



05-0534-14-14

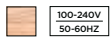
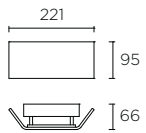

1 X R7S MAX. 100W





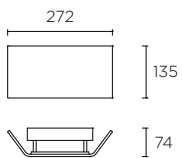
SKATE

NEW



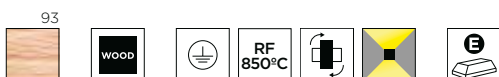
05-4931-93-93

LED SHARP X 7,5W
700 Lm | 3000 K



05-5048-93-93

LED SHARP X 9W
830 Lm | 3000 K




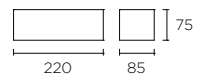


GES



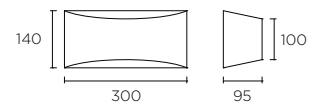
05-1793-14-14

1 X E-14 MAX. 40W | L= 129 MM Ø= 45 MM
HALOGEN - FLUORESCENT - LED



05-1796-14-14

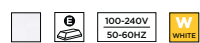


1 X E-14 MAX. 40W | L= 129 MM Ø= 45 MM
HALOGEN - FLUORESCENT - LED



05-1795-14-14

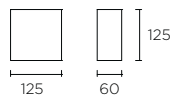
1 X R7S MAX. 100W L = 78 MM





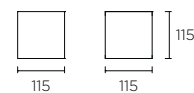
05-1798-14-14V1

LED CREE 2 X 2W = 4W
330 Lm | 3000 K



05-1794-14-14

1 X G9 MAX. 40W



14



LIA



IP 44

05-4401-14-B8

1 X E-27 MAX. 60W | Ø= 70 MM L= 160 MM
HALOGEN - FLUORESCENT - LED

A++ C

IP 20

05-4401-BX-B8

1 X E-27 MAX. 60W | Ø= 70 MM L= 160 MM
HALOGEN - FLUORESCENT - LED

A++ C

BX 14

AL GLA DIF



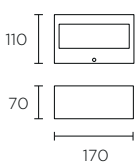
RF 850°C



NEMESIS



DECORATIVE | WALL & CEILING



05-9177-14-B8

1 X R7S L = 78 MAX. 100W



05-4402-BX-B8

1 X R7S L = 78 MAX. 100W



71-8969-00-00

Reactancia para:

Ballast for:

Ballast pour:

Blindwiderstand für:

Reattanza per:

Reactância para:



активное сопротивление для:

Reaktancja dla:

PL-G24d-13W 230V



BREMEN



284-CR
2 X T5 21W
A++ >>> C



HALF


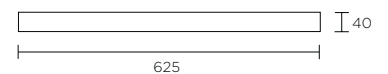


DECORATIVE | WALL & CEILING



492-CR

1 X R7S L = 118 MAX. 150W
OSRAM INCLUDED



493-CR

1 X T5 14W



CR

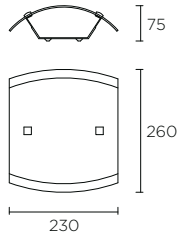


PRACTIC



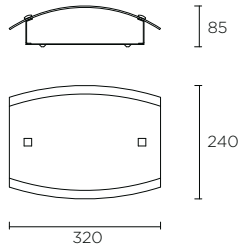
05-0517-21-E9

1 X E-27 MAX. 100W | Ø= 60 MM L= 200 MM
FLUORESCENT - LED



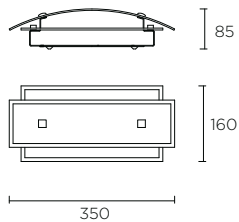
05-0518-21-E9

2 X E-27 MAX. 60W | Ø= 60 MM L= 200 MM
HALOGEN - FLUORESCENT - LED



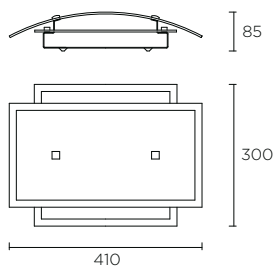
05-0519-21-E9

1 X E-27 MAX. 100W | Ø= 60 MM L= 190 MM
HALOGEN - FLUORESCENT - LED



05-1760-21-E9

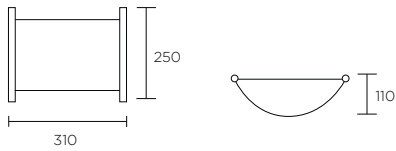
2 X E-27 MAX. 60W | Ø= 60 MM L= 190 MM
HALOGEN - FLUORESCENT - LED



21

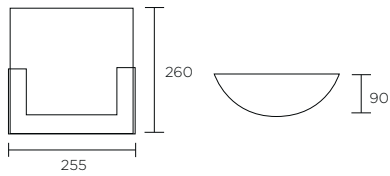


NIZA



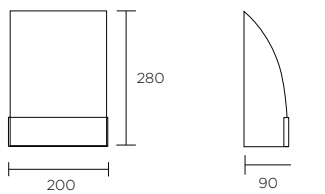
274-NS

2 X E-27 MAX. 60W | Ø= 60 MM L= 160 MM
HALOGEN - FLUORESCENT - LED



505-NS

2 X E-27 MAX. 60W | Ø= 60 MM L= 190 MM
HALOGEN - FLUORESCENT - LED

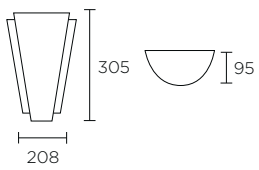


506-CR

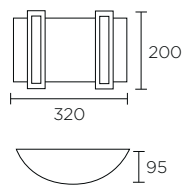
2 X E-27 MAX. 60W | Ø= 60 MM L= 120 MM
HALOGEN - FLUORESCENT - LED



LUGO



482-CR
1 X E-27 MAX. 100W | Ø= 80 MM L= 130 MM
HALOGEN - FLUORESCENT - LED



479-CR
2 X E-27 MAX. 60W | Ø= 60 MM L= 130 MM
HALOGEN - FLUORESCENT - LED



CR - Y2



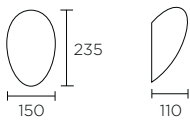
GLASS



HOTEL 4 BEST HOTELS - BARCELONA

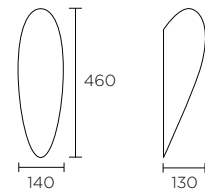


DECORATIVE | WALL & CEILING



444-BL

1 X E-27 MAX. 100W | Ø= 70 MM L= 130 MM
HALOGEN - FLUORESCENT - LED

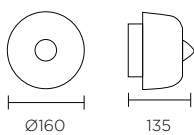


445-BL

1 X E-27 MAX. 60W | Ø= 70 MM L= 130 MM
HALOGEN - FLUORESCENT - LED



SUNNY



510-CR

1 X E-14 MAX. 40W DECOR SILVER 2700 K WARM WHITE **INCLUDED**
HALOGEN - FLUORESCENT - LED

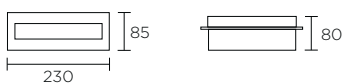
A++ >>> **C**



ALU



DECORATIVE | WALL & CEILING

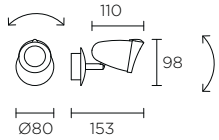


443-AL

1 X R7S L = 118 MAX. 150W OSRAM INCLUDED



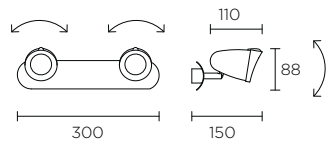
VESPA



05-0848-16-21

1 X GU10 LED 6W

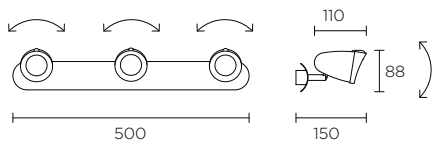
RECOMMENDED ACT-FLL-025
LED



05-0849-16-21

2 X GU10 LED 6W

RECOMMENDED ACT-FLL-025
LED



05-0850-16-21

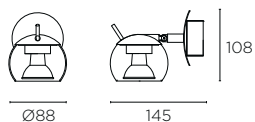
3 X GU10 LED 6W

RECOMMENDED ACT-FLL-025
LED




21 - 16

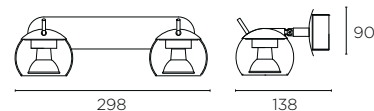




05-4351-21-37

1 X GU10 MAX. 50W
HALOGEN - LED

RECOMMENDED ACT-FLL-025 



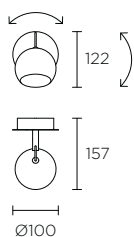
05-4352-21-37

2 X GU10 MAX. 50W
HALOGEN - LED

RECOMMENDED ACT-FLL-025 



TRINITY

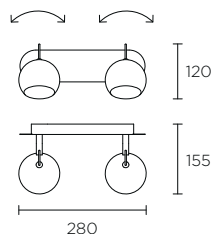


05-1513-21-21

1 X GU10 LED 6W

LED

RECOMMENDED ACT-FLL-025



05-1514-21-21

2 X GU10 LED 6W

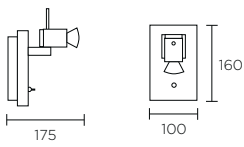
LED

RECOMMENDED ACT-FLL-025





WOOD

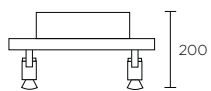
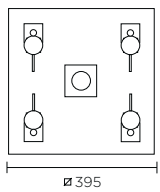


410-CR

1 X GU10 MAX. 50W OSRAM INCLUDED

HALOGEN - LED

RECOMMENDED ACT-FLL-025



415-CR

5 X GU10 MAX. 50W OSRAM INCLUDED

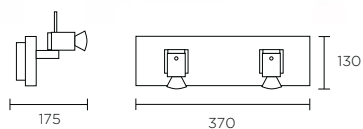
HALOGEN - LED

RECOMMENDED ACT-FLL-025



CR - J6




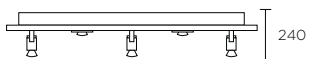
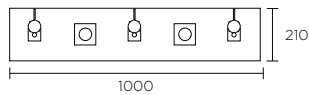


411-CR

2 X GU10 MAX. 50W OSRAM INCLUDED

HALOGEN - LED


RECOMMENDED ACT-FLL-025 



416-CR

5 X GU10 MAX. 50W OSRAM INCLUDED


HALOGEN - LED

RECOMMENDED ACT-FLL-025 




WOW

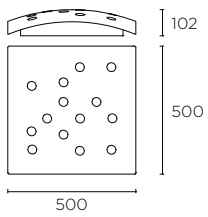
NEW



15-4969-14-14



15-4969-34-34



15-4969-14-14 | 15-4969-F5-F5 | 15-4969-34-34

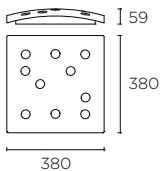
LED **SAMSUNG** 14 X 3,5W = 49W
3200 Lm | 3000 K



15-4849-F5-F5



15-4849-34-34



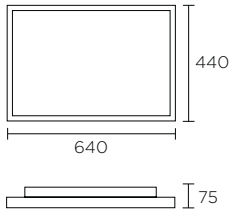
15-4849-14-14 | 15-4849-F5-F5 | 15-4849-34-34

LED **SAMSUNG** 10 X 3,5W = 35W
2300 Lm | 3000 K

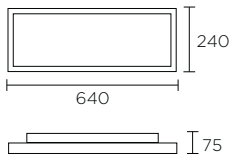









TOLEDO

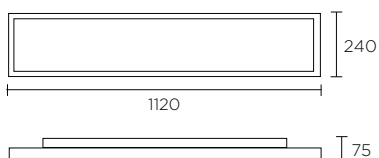




 ₁
15-2906-S2-M1
 2 X 2G11 55W

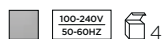
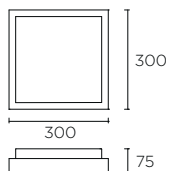
 ₂
434-AL
 2 X 2G11 40W


 ₂   ₂  
15-2939-S2-M1 | 15-5067-S2-M1
 LED 162 X 0,18W = 29W
 2565 Lm | 3000 K

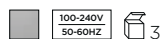
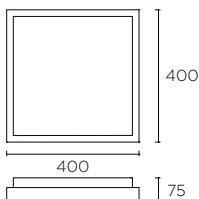
 ₁   ₁  
15-2940-S2-M1 | 15-5068-S2-M1
 LED 216 X 0,18W = 38W
 3420 Lm | 3000 K



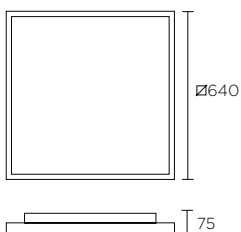
15-2936-S2-M1 | 15-5062-S2-M1

LED 108 X 0,18W = 19W
1710 Lm | 3000 K



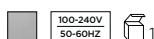
15-2937-S2-M1 | 15-5063-S2-M1

LED 162 X 0,18W = 29W
2590 Lm | 3000 K



15-2907-S2-M1

3 X 2G11 55W

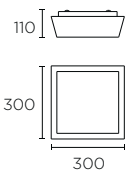


15-2938-S2-M1 | 15-5064-S2-M1

LED 324 X 0,18W = 58W
5180 Lm | 3000 K

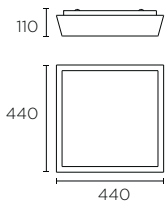


PRISMA



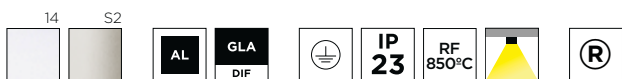
15-4689-14-B4 | 15-4689-S2-B4

2 X E-27 PL ELEC. MAX. 18W
FLUORESCENT - LED



15-4690-14-B4 | 15-4690-S2-B4

3 X E-27 PL ELEC. MAX. 18W
FLUORESCENT - LED





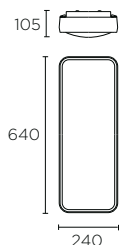
RAS



1 X 2G11 55W



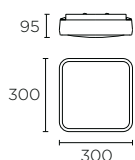
15-4686-14-M1 | 15-4686-S2-M1



2 X E-27 PL ELEC. MAX. 18W



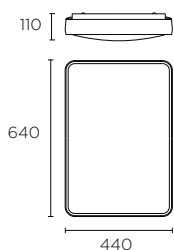
15-4685-14-M1 | 15-4685-S2-M1



2 X 2G11 55W



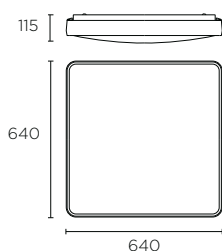
15-4687-14-M1 | 15-4687-S2-M1



3 X 2G11 55W

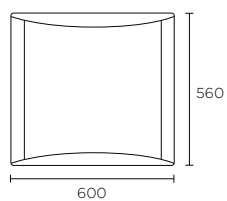


15-4688-14-M1 | 15-4688-S2-M1



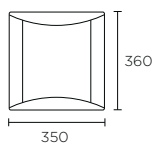


ALPEN



15-2905-34-M1


3 X 2G11 24W





332-GR

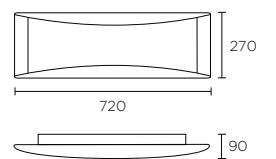
2 X G24q3 26W



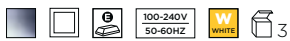
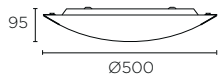




331-GR
 2 X 2G11 40W


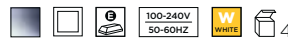
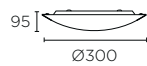



CLIP



15-1522-21-E9
LED 91 X 0,18W = 16,6W
1800 Lm | 3000 K

A+ A



15-1521-21-E9
LED 70 X 0,18W = 12,8W
1400 Lm | 3000 K

A+ A



15-4684-21-E9
3 X E-27 MAX. 40W
HALOGEN - FLUORESCENT - LED

A+ C


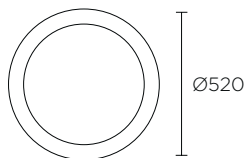


15-4682-21-E9
2 X E-27 MAX. 25W
HALOGEN - FLUORESCENT - LED

A+ C



ROUND



514-GR

1 X T5 TUBULAR 22W
1 X T5 TUBULAR 55W
FLUORESCENT - LED

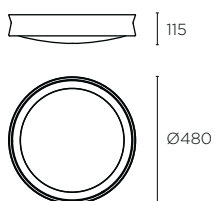
A+ C



AUDREY



DECORATIVE | WALL & CEILING



15-4336-14-M1

3 X E-27 MAX. 25W
HALOGEN - FLUORESCENT - LED



14



FUNK NEW



■ 📦 4
10-4755-CI-23
 1 X E-27 MAX. 60W | Ø= 60 MM L= 120 MM
 HALOGEN - FLUORESCENT - LED
A++ C

ST

RF
850°C

↔

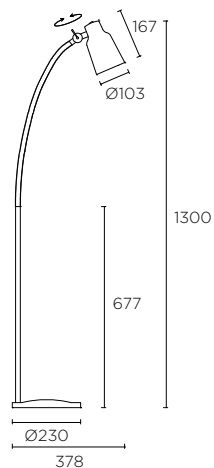
⏻

Ⓜ

P. 240 P. 314



Hilo de seda trenzado
 Braided silk yarn
 Fil en soie tressé
 Geflochtener Seidenfaden
 Filo di seta intrecciato
 Fio de seda entrançado
 Переплетенная шелковая нить
 Splcionia jedwabna nitka



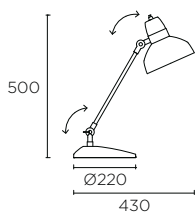
25-4755-CI-23

1 X E-27 MAX. 100W | Ø= 60 MM L= 120 MM
 HALOGEN - FLUORESCENT - LED



DECORATIVE | DESK & FLOOR

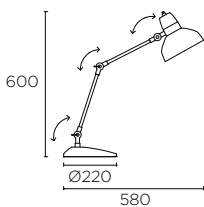
FLEX



10-1530-21-14 | 10-1530-21-05

1 X E-27 MAX. 60W | Ø= 70 MM L= 130 MM
 HALOGEN - FLUORESCENT - LED
RECOMMENDED MINI GLOBE 11W

A++ **C**



10-1531-21-14 | 10-1531-21-05


1 X E-27 MAX. 60W | Ø= 70 MM L= 130 MM
 HALOGEN - FLUORESCENT - LED
RECOMMENDED MINI GLOBE 11W

A++ **C**



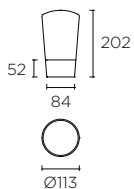
AL
RF
850°C
↔
T
4
®





NEXT

NEW




10-4757-06-F9 | 10-4757-81-F9

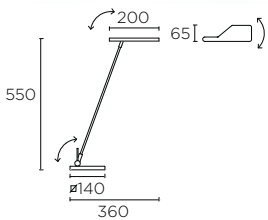
LED CITIZEN 6,9W
434 Lm | 3000 K



A++ C

06 81



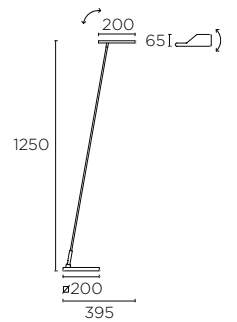
ELVA







 6
10-1523-21-21

LED CITIZEN 6W
434 Lm | 3000 K

A++ >> A




 2 
25-1523-21-21

LED CITIZEN 6W
434 Lm | 3000 K

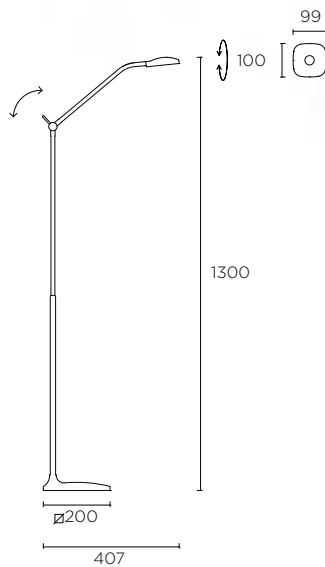
A++ >> A





DECORATIVE | DESK & FLOOR

QUEEN



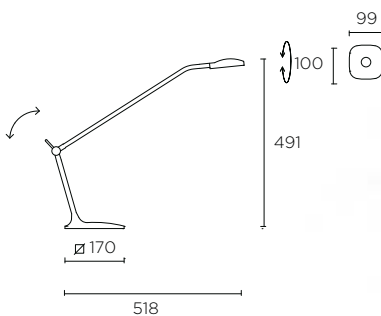
25-3273-21-05 | 25-3273-E4-Y2

LED CITIZEN 6,9W
550 Lm | 3000 K



10-3273-21-05 | 10-3273-E4-Y2

LED CITIZEN 6,9W
550 Lm | 3000 K



21-05 E4-Y2



100-240V
50-60HZ

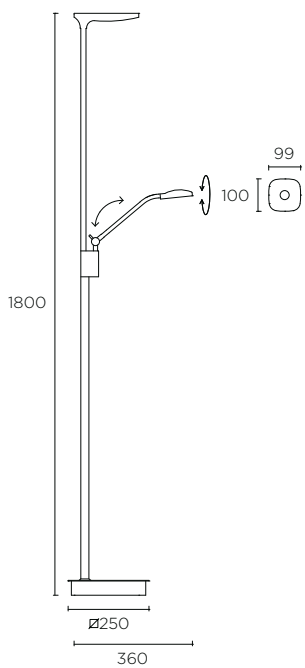


P. 312

P. 374



QUEEN NEW



25-4760-21-05

LED **CREE** 25,2W
2700 Lm | 3000 K
LED **CREE** 6,9W
550 Lm | 3000 K

A++ >>> A

21-05



100-240V
50-60HZ



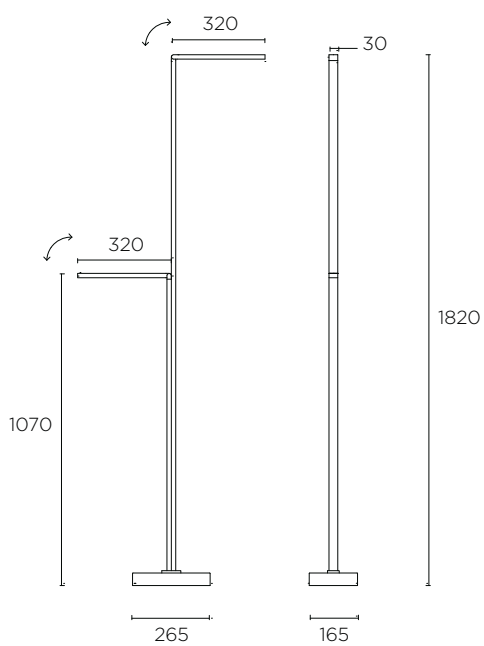
W
WHITE



P. 312 P. 372 P. 372



JAZZ



25-3216-14-M3

LED CREE 9 X 2,2 = 19,8W

1540 Lm | 3000 K

LED CREE 2,2W

170 Lm | 3000 K

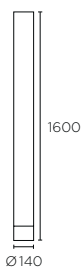
A++ >>> A





DECORATIVE | DESK & FLOOR

ABERDEEN



337-AL

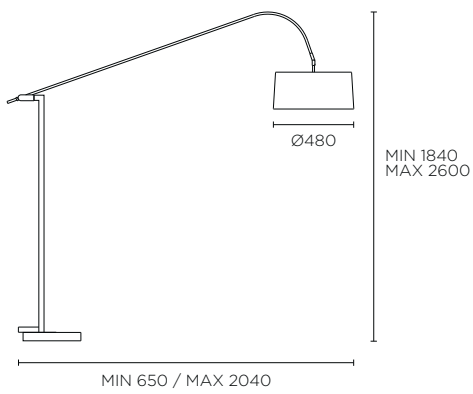
1 X E-27 PAR 30 MAX. 75W
HALOGEN - FLUORESCENT - LED



EXTEND



ON / OFF DIMMER



25-2860-Y2-05 | 25-2860-Y2-14

3 X E-27 MAX. 60W
HALOGEN - FLUORESCENT - LED



DECORATIVE | DESK & FLOOR

Y2 - 21 PAN 14 PAN 05





PING



25-3215-14-M1

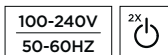
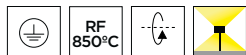
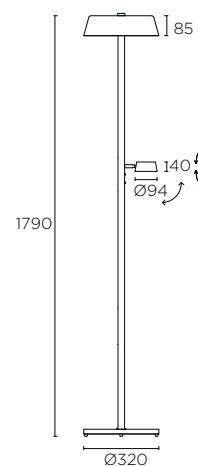
2 X E-27 PL ELEC. MAX. 18W | Ø= 60 MM L= 130 MM

FLUORESCENT - LED

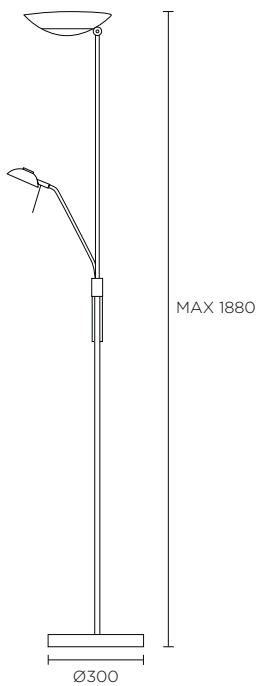
LED CREE 2,2W | 3000 K

182 Lm

A++ >>> C A++ >>> A



CRETA

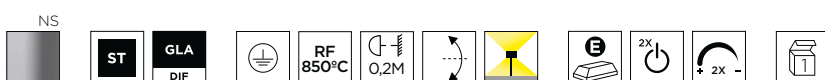


127-NS
 1 X R7S L = 118 MAX. 300W
 1 X GY 6,35 50W 12V

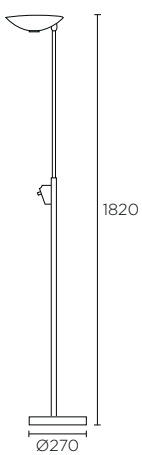
INCLUDED
 A++ C



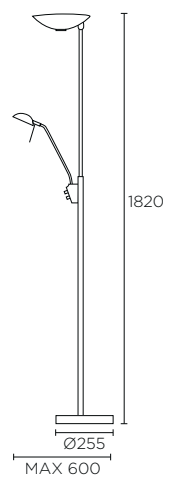
DECORATIVE | DESK & FLOOR



MEMPHIS



247-NS
 1 X R7S L = 118 MAX. 300W
INCLUDED
A++ C



248-NS
 1 X R7S L = 118 MAX. 300W
 1 X GY 6,35 50W 12V
INCLUDED
A++ C





DECORATIVE | DESK & FLOOR



BATHROOM LIGHTING

LA ILUMINACIÓN EN LA ZONA DE BAÑO | BATHROOM LIGHTING | L'ÉCLAIRAGE DANS LA SALLE DE BAINS | BELEUCHTUNG IM BAD | L'ILLUMINAZIONE NELL'AREA DEL BAGNO | ILUMINAÇÃO DA CASA DE BANHO | ОСВЕЩЕНИЕ В ВАННОЙ ОБЛАСТЬ | OŚWIETLENIE ŁAZIENKOWE



DECORATIVE | BATH

ZONA 1 Protección contra posibles penetraciones de agua. Se requiere IP45 (IPX5) o superior.

ZONA 2 Protección contra posibles proyecciones de agua. Se requiere IP44 (IPX4) o superior.

ZONA 3 Sin restricciones en esta zona.

ZONE 1 Protection against direct water jets. IP45 (IPX5) or above required.

ZONE 2 Protection from water splashing. IP44 (IPX4) or above required.

ZONE 3 No-restriction zone.

ZONE 1 Protection contre le risque de pénétration d'eau. Indice IP45 (IPX5) ou supérieur exigé.

ZONE 2 Protection contre le risque de projection d'eau. Indice IP44 (IPX4) ou supérieur exigé.

ZONE 3 Aucune restriction dans cette zone.

ZONE 1 Schutz gegen Wassereintritt. Schutzklasse IP45 (IPX5) oder höher erforderlich.

ZONE 2 Schutz gegen Wasserspritzer. Schutzklasse IP44 (IPX4) oder höher erforderlich.

ZONE 3 Zone ohne Beschränkungen

ZONA 1 Protezione da possibili infiltrazioni d'acqua. Necessario IP45 (IPX5) o superiore.

ZONA 2 Protezione da possibili schizzi d'acqua. Necessario IP44 (IPX4) o superiore.

ZONA 3 Nessuna limitazione in questa zona.

ZONA 1 Proteção contra possíveis penetrações de água. Requer IP45 (IPX5) ou superior.

ZONA 2 Proteção contra possíveis projeções de água. Requer IP44 (IPX4) ou superior.

ZONA 3 Sem restrições nesta zona.

ЗОНА 1 Защита от возможного попадания воды. Обладает IP45 (IPX5) или выше.

ЗОНА 2 Защита от возможного попадания воды. Обладает IP44 (IPX4) или выше.

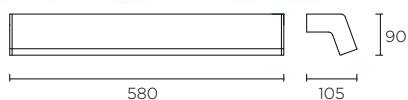
ЗОНА 3 Без ограничения на данной территории.

STREFA 1 Ochrona przed penetracją wody. Wymagane IP45 (IPx5) lub wyższe.

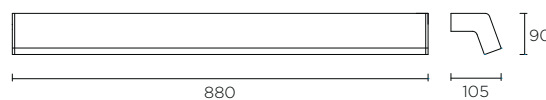
STREFA 2 Ochrona przed rozpryskiem wody. Wymagane IP44 (IPx4) lub wyższe.

STREFA 3 Brak wymagań IP.

CONCEPT



05-4699-21-M1
2 x T5 14W



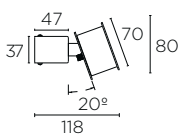
05-4700-21-M1
2 x T5 21W



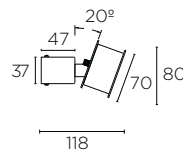
BELYSA



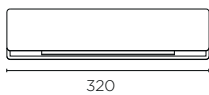
DECORATIVE | BATH



IP44



IP20



320



05-4361-21-05

1 x 2G11 18W



650



05-4362-21-05


1 x 2G11 40W



21



MAKE UP



 4
489-AL
 5 x G9 MAX. 60W
 40W **OSRAM INCLUDED**
A++ >>> C



 6
488-AL
 3 x G9 MAX. 60W
 40W **OSRAM INCLUDED**
A++ >>> C

AL
GLA
DIF

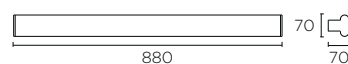
RF
850°C

®

SKARA




DECORATIVE | BATH



05-4358-21-M1

1 x T5 21W



05-4357-21-M1

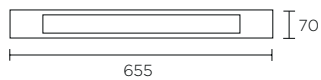
1 x T5 14W



21




TOILET





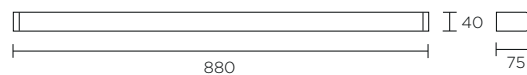
457-CR
 1 x 2G11 24W









05-2325-21-M1
 1 x T5 HO 24W





05-2326-21-M1
 1 x T5 HO 39W


05-4376-21-M1
 1 x T5 8W


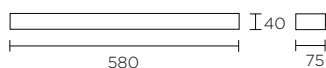

05-4375-21-M1
 1 x T5 14W



05-4374-21-M1
 1 x T5 21W




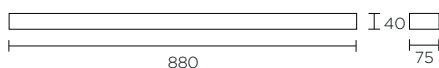


TOILET Q



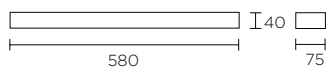
05-2327-21-M1

1 x T5 HO 24W



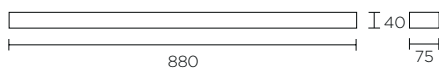
05-2328-21-M1

1 x T5 HO 39W




05-4377-21-M1

1 x T5 14W



05-4378-21-M1

1 x T5 21W



05-1507-21-M1

LED 10W 910 Lm



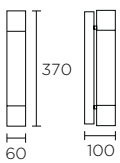
05-1508-21-M1



LED 16W 1405 Lm

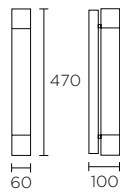




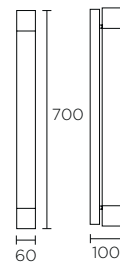
DRESDE






05-4385-21-M1
 1 x 2G11 18W





05-4386-21-M1
 1 x 2G11 24W

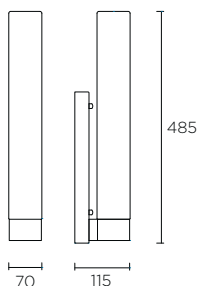

05-4387-21-M1
 1 x 2G11 40W






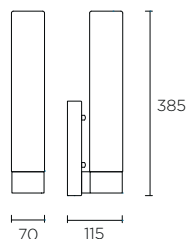
DECORATIVE | BATH

DRESDE EVO



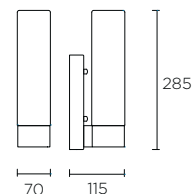
05-0028-21-F9

1 x 2G11 36W



05-0027-21-F9

1 x 2G11 24W



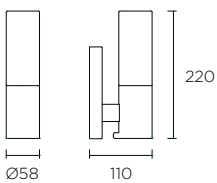
05-0026-21-F9

1 x 2G11 18W






DRESDE ON

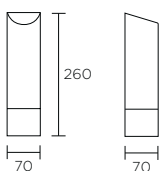


05-1411-21-F9

1 X E-14 MAX. 40W | Ø= 50 MM L= 110 MM
FLUORESCENT - LED



BATH

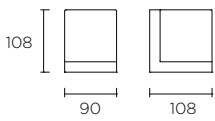




05-4379-81-F9

1 X E-27 PL ELEC. MAX. 20W | Ø= 60 MM L= 170 MM
HALOGEN - FLUORESCENT - LED



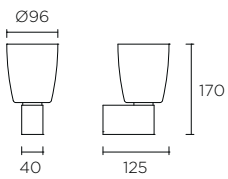
ORION






 8
05-1389-21-F9

1 X G9 MAX. 40W

A++ **C**

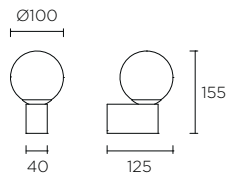








 8
05-1383-21-F9

1 X E-14 MAX 40W MAX. | L=50 MM Ø= 110 MM

HALOGEN - FLUORESCENT - LED

A++ **C**

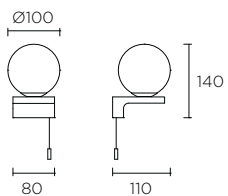





 8
 
 100-240V 50-60HZ
  W WHITE

05-1410-21-F9

LED CREE 4W
300 Lm

A++ **A**



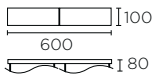


 6
05-1380-21-F9

1X G9 40W

A++ **C**

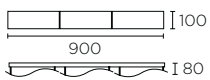



ONDA



486-BL

2 X G9 MAX. 75W OSRAM INCLUDED



487-BL

3 X G9 MAX. 75W OSRAM INCLUDED





DECORATIVE | BATH

LORIENT



05-4373-21-F9

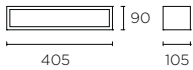
2 X G9 MAX. 40W OSRAM INCLUDED





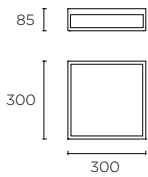
DECORATIVE | BATH

FLOW



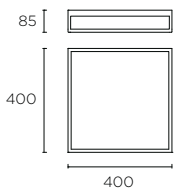
05-3213-21-B4

2 X E-27 MAX. 46W | L= 130 MM Ø= 85 MM
HALOGEN - FLUORESCENT - LED



15-3213-21-B4

3 X E-27 PL ELEC MAX. 18W | L= 110 MM Ø= 60 MM
HALOGEN - FLUORESCENT - LED



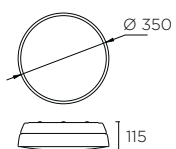
15-3214-21-B4

3 X E-27 PL ELEC MAX. 20W | L= 150 MM Ø= 60 MM
HALOGEN - FLUORESCENT - LED



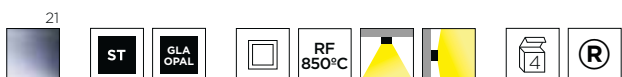


DEC



15-4370-21-F9

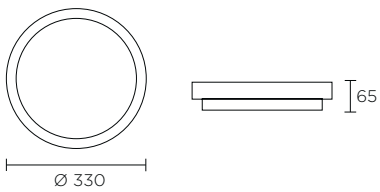
2 X E-27 PL ELEC. MAX. 40W | Ø= 60 MM L= 160 MM
HALOGEN - FLUORESCENT - LED



PARMA



DECORATIVE | BATH



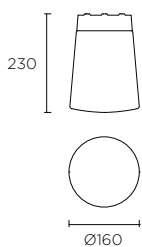
15-1733-81-F9

2 X G24d2 18W

A++ C



BOB



15-2514-21-F9

1 X E-27 PL ELEC MAX. 42W | L= 170 MM Ø= 130 MM
HALOGEN - FLUORESCENT - LED



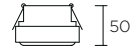


71-4396-00-00
(Kit GU10)



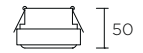
90-1689-21-37

1 X GU5.3 MAX. 50W
HALOGEN - LED
RECOMMENDED ACT-FLL-021



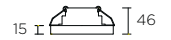
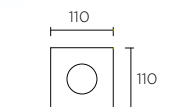
90-1690-21-37

1 X GU5.3 MAX. 50W
HALOGEN - LED
RECOMMENDED ACT-FLL-021



90-1792-21-37

1 X GU5.3 MAX. 50W
HALOGEN - LED
RECOMMENDED ACT-FLL-021

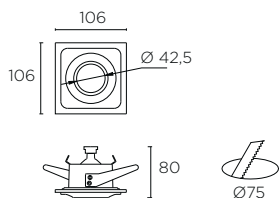


90-1789-21-37

1 X GU5.3 MAX. 50W
HALOGEN - LED
RECOMMENDED ACT-FLL-021







90-4349-14-B9

1 X GU-5.3 MAX. 50W 12V
HALOGEN - LED

A++ **C**

71-4396-00-00
(Kit GU10)



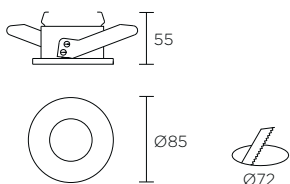


SPLIT



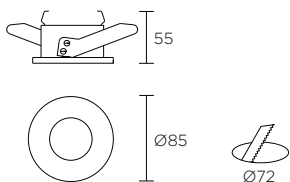
P.84

71-4396-00-00
(Kit GU10)



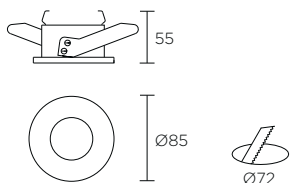
320-BL

1 X GU-5.3 MAX. 50W 12V
HALOGEN - LED



320-CR

1 X GU-5.3 MAX. 50W 12V
HALOGEN - LED



320-NS

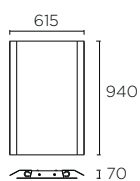
1 X GU-5.3 MAX. 50W 12V
HALOGEN - LED





DECORATIVE | BATH

GLANZ



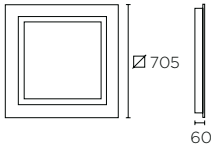
75-4371-K3-M1
2 x T5 39W

A++ C

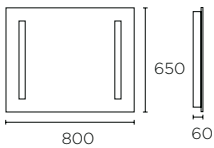




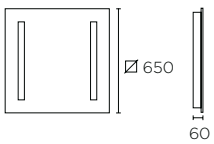
REFLEX NEW



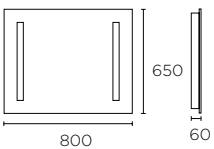
427-ES
4 X 2G11 40W
A++ >>> C



426-ES
2 X 2G11 55W
A++ >>> C

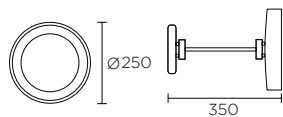


425-ES
2 X 2G11 55W
A++ >>> C

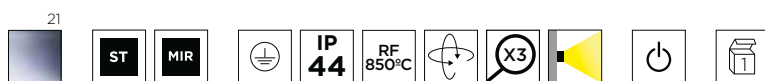


75-4858-K3-F1
LED 216 X 0,18W = 38W
2590 Lm
A++ >>> A

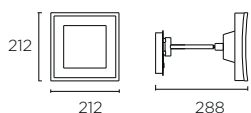




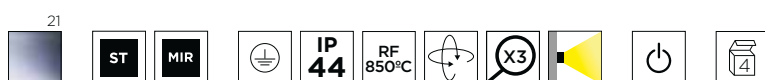
476-CR
1 x T5 22W



VANITY



75-4366-21-K3
1 X GX 53 MAX. 9W
RECOMMENDED MEGAMAN 9W

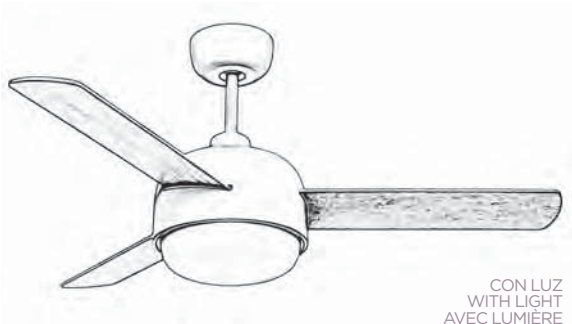


CHOOSE YOUR FAN

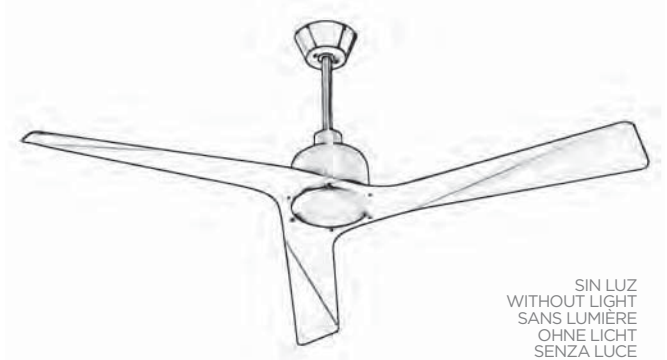
CÓMO ELEGIR SU VENTILADOR | HOW TO CHOOSE YOUR FAN | COMMENT CHOISIR VOTRE VENTILATEUR | AUSWAHL DES GEEIGNETEN VENTILATORS | COME SCEGLIERE IL SUO/LA SUA VENTILATORE DA SOFFITTO | COMO ESCOLHER O SEU VENTILADOR | КАК ВЫБРАТЬ ВЕНТИЛЯТОР | JAK WYBRAĆ WENTYLATOR

1

LUZ | LIGHT | LUMIÈRE | LICHT | LUCE | LUZ | CBET | ŚWIATŁO



CON LUZ
WITH LIGHT
AVEC LUMIÈRE
MIT LICHT
CON LUCE
COM LUZ
CO CBETOM
ZE ŚWIATŁEM



SIN LUZ
WITHOUT LIGHT
SANS LUMIÈRE
OHNE LICHT
SENZA LUCE
SEM LUZ
БЕЗ CBETA
BEZ ŚWIATŁA



2

MEDIDA | SIZE | DIMENSION | GRÖSSE | DIMENSIONE | DIMENSÃO | РАЗМЕРЫ | ROZMIAR



< 15 M²

< 1000 mm

S



15 M² - 20 M²

>1000 mm
< 1320 mm

M



> 20 M²

> 1320 mm

L

S

PEQUEÑA
SMALL
PETITE
KLEIN
PICCOLA
PEQUENO
МАЛЕНЬКАЯ
MAŁY

M

MEDIANA
MEDIUM
MOYENNE
MITTEL
MEDIA
MEDIO
СРЕДНЯЯ
SREDNI

L

GRANDE
LARGE
GRANDE
GROSS
GRANDE
GRANDE
БОЛЬШОЙ
DUŻY

S PEQUEÑO | SMALL | PETITE | KLEIN | PICCOLA | PEQUENO | МАЛЕНЬКАЯ | MAŁY



BOUVET 456

M MEDIANO | MEDIUM | MOYENNE | MITTEL | MEDIA | MÉDIO | СРЕДНЯЯ | ŚREDNI



BORNEO 436 - 437



DOMINICA 457



KLAR 434 - 435



TUPAI DC 458 - 459

L GRANDE | LARGE | GRANDE | GROSS | GRANDE | GRANDE | БОЛЬШОЙ | DUŻY



AUKENA 440 - 441




BAHIA 446 - 447



BELMONT 450 - 451



CEOS 432 - 433



FORMENTERA 438 - 439



FUS 430 - 431



HAWAI 442 - 443



MOGAN 460 - 461



PHUKET 452 - 453



RODAS 462 - 463



SAMAL 444 - 445



TIGA 426 - 429



TORONTO 454 - 455



TUPAI DC 458 - 459

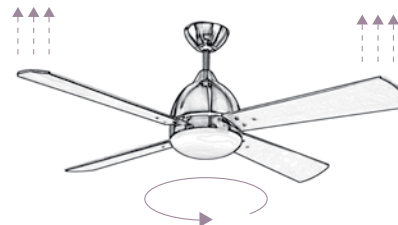
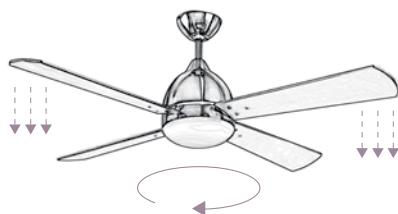


VINTAGE 448 - 449




VENTAJAS | ADVANTAGES | AVANTAGES | VORTEILE | VANTAGGI
 VANTAGENS | ПРЕИМУЩЕСТВА | ZALETY

FUNCIÓN INVERSA | REVERSE FUNCTION | FONCTION INVERSE | INVERSE-FUNKTION | FUNZIONE INVERSA |
 FUNÇÃO INVERSA | ОБРАТНАЯ ФУНКЦИЯ | ODWROTNA FUNKCJA



Úsalo todo el año
 Use it all year round
 Utilisez-le toute l'année
 Sommer - und Winterbetrieb
 Usalo tutto l'anno
 Utilize-o todo o ano
 Пользуйтесь им круглый год
 Do Użytku Całorocznego

AHORRA Y PROTEGE | SAVE AND PROTECT | ÉCONOMISE ET PROTÈGE | SPAREN UND SCHÜTZEN |
 RISPARMIA E RISPETTA L'AMBIENTE | ECONOMIZA E PROTEGE | ЭКОНОМИТ И ЗАЩИЩАЕТ | OSZCZĘDZA I ZABEZPIECZA



SILENCIOSO | SILENT | SILENCIEUX | GERÄUSCHARM | SILENZIOSO
 | SILENCIOSO | БЕСШУМНЫЙ | СІСНУ

GARANTÍA | GUARANTEE | GARANTIE | GARANTIE
 | GARANZIA | GARANTIA | ГАРАНТИЯ | GWARANCJA



INSTALACIÓN | INSTALLATION | INSTALLATION | MONTAGE | INSTALLAZIONE | INSTALAÇÃO
 | МОНТАЖ | INSTALACJA

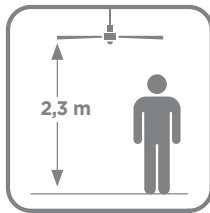
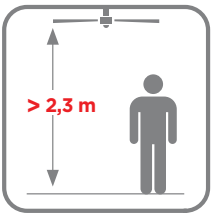
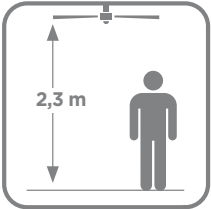


Instalación en techos con pendiente máxima de 15°
 To be installed on ceilings with 15° maximum pendant
 Installation sur plafonds à inclinaison maximale de 15°
 Deckenmontage mit max. Neigung von 15°
 Ammette installazione su soffitti con una pendenza massima di 15 gradi
 Instalação em tetos com inclinação máxima de 15°
 Монтаж на потолках с максимальным углом наклона 15°
 Instalacja w sufitach o maksymalnym nachyleniu 15°

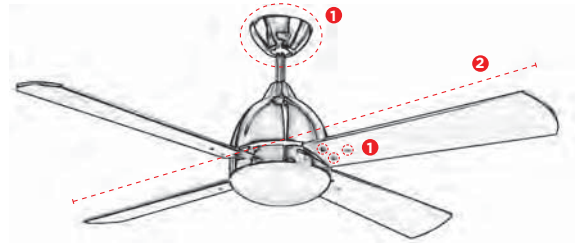
CONSEJOS | ADVICES | CONSEILS | TIPPS
RACCOMANDAZIONI | CONSELHOS | COBETЫ | PORADY

ALTURA | HEIGHT | HAUTEUR | HÖHE | ALTEZZA | ALTURA
| ВЫСОТА | WYSOKOŚĆ

INSTALACIÓN | INSTALLATION | INSTALLATION | MONTAGE
| INSTALLAZIONE | INSTALAÇÃO | МОНТАЖ | INSTALACJA



P. 791



1 Fije correctamente el soporte y las palas

Fix the support and the blades correctly

2 Utilice los contrapesos en caso de balanceo

If it is unstable, please use the counterweights

3 Finalmente - tenga en cuenta que es necesario un período de 24h de asentamiento

Finally - please be aware that it is necessary to allow a 24-hour settling period



DECORATIVE | CEILING FANS

MOTOR DC | DC MOTOR



VENTAJAS | ADVANTAGES | AVANTAGES | VORTEILE | VANTAGGI
| VANTAGENS | ПРЕИМУЩЕСТВА | ZALETY



Menor consumo
Less consumption
Consomme moins
Geringerer Verbrauch
Minor consumo
Menor consumo
Меньшее энергопотребление
Mniejszy pobór



Más silencioso
More silent
Plus silencieux
Geräuscharm
Più silenzioso
Mais silencioso
Более бесшумная работа
Cichszy



Mayor control de la velocidad
Higher speed control
Meilleur contrôle de vitesse
Bessere Geschwindigkeitssteuerung
Maggiore precisione nel controllo della velocità
Maior controllo da velocidade
Больший контроль за скоростью
Większa kontrola szybkości



Mayor rapidez en los cambios
Quicker changes
Plus rapide dans les changements
Schnelles Auswechseln
Maggiore rapidità dei cambi
Maior rapidez nas substituições
Более быстрая смена скоростей
Większa szybkość podczas zmian



Menor peso
Lighter weight
Moins lourd
Weniger Gewicht
Minor peso
Menor peso
Меньший вес
Mniejszy ciężar



Mayor vida útil
Longer working life
Durée de vie utile allongée
Längere Lebensdauer
Maggiore vita utile
Maior vida útil
Больший срок использования
Dłuższy okres użytkowania

TIGA

BY ESTUDI RIBAUDÍ

NEW

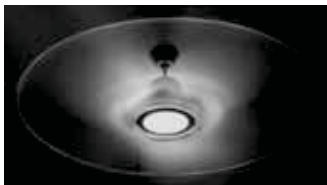
KIT OPCIONAL
 OPTIONAL KIT
 KIT EN OPTION
 KIT ALS ZUBEHÖR
 KIT OPZIONALE
 KIT OPCIONAL
 НАБОР ПО ЖЕЛАНИЮ
 ZESTAW OPCJONALNY



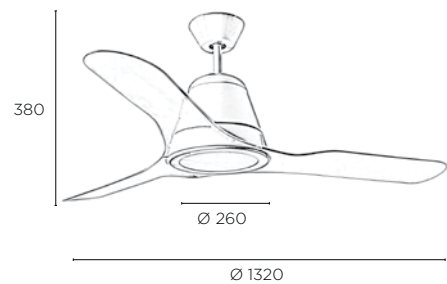
P. 428

30-3249-CF-M1

LED




HALO DE LUZ
 HALO LIGHT
 FAISCEAU LUMINEUX
 LICHTBÜNDEL
 FASCIO DI LUCE
 FEIXE DE LUZ
 ОРЕОЛ СВЕТА
 ODBLASK ŚWIATŁA



LED 16,6W | 1800 Lm | 3000 K

A++ >>> A






TIGA

BY ESTUDI RIBAUDÍ

30-3249-CF-M1

+


71-4867-11-11 





30-3249-CF-M1

+


71-4867-13-13 






30-3249-CF-M1

+

71-4867-24-24 








DECORATIVE | CEILING FANS

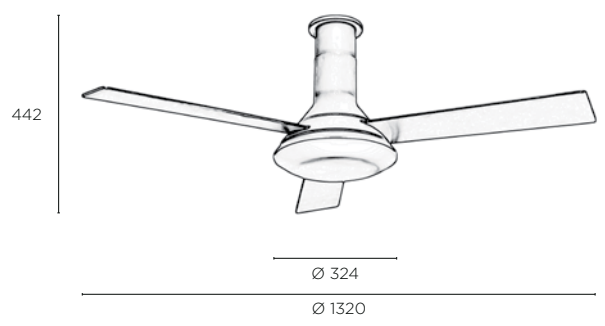
FUS NEW

BY ESTUDI RIBAUDÍ

REVERSIBLE 



30-4865-N3-F9 



LED 16,6W | 1800 Lm | 3000 K

A++ >>> **A**





















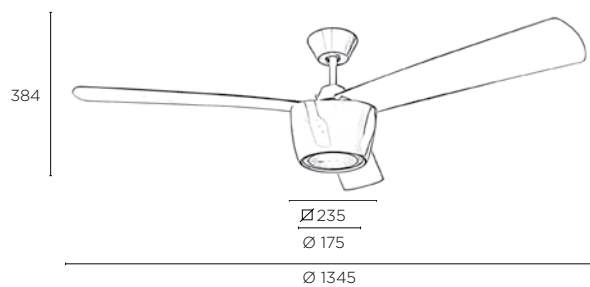

DECORATIVE | CEILING FANS

CEOS

BY BENEDITO DESIGN



30-3250-CF-M1



LED 12,8W | 1400Lm | 3000 K

A++ >>> A





DECORATIVE | CEILING FANS

KLAR

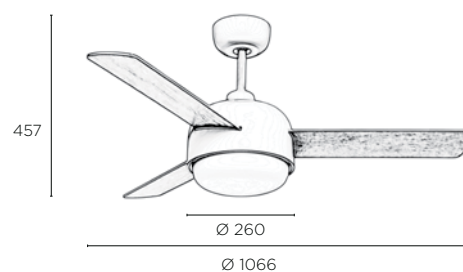
NEW

BY ESTUDI RIBAUDÍ

REVERSIBLE 

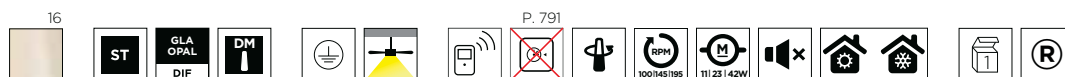


30-4864-16-F9



2 X E-27 MAX. 40W | L=140 MM Ø=45 MM
HALOGEN - FLUORESCENT - LED

A++ >>> C





BORNEO



30-4399-14-F9

REVERSIBLE 



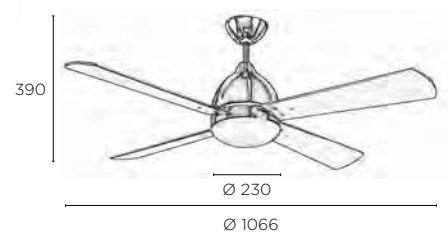
30-4399-81-F9

REVERSIBLE 



30-4399-E4-F9

REVERSIBLE 



2 X E-27 MAX. 60W | L=140 MM Ø=45 MM
HALOGEN - FLUORESCENT - LED

A++  **C**

14 81 E4 J7
ST
GLA OPAL DIF
DM



P. 791











DECORATIVE | CEILING FANS

REVERSIBLE



30-4399-J7-F9

FORMENTERA

BY ESTUDI RIBAUDÍ



30-4393-CF-M1

REVERSIBLE 



30-4393-N3-M1

REVERSIBLE 

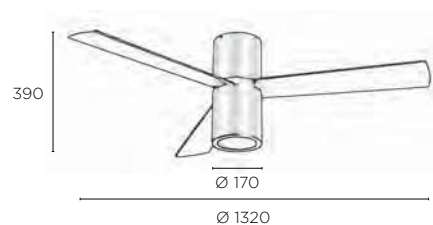


Kit de luz opcional
Optional lighting kit
Kit d'éclairage en option
Licht-Kit als Zubehör
Kit di luce opzionale
Kit de iluminação opcional
Дополнительный световой набор
Zestaw światła do wyboru



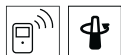
71-4393-CF-CF | 71-4393-N3-N3

1 X AR-111 GU10 | L= Max. 104 MM Ø=111 MM | LED



1 X E27 MAX. 23W | L=140 MM Ø=56 MM
FLUORESCENT - LED

A++  **C**





DECORATIVE | CEILING FANS

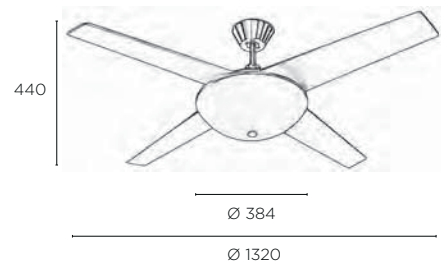
AUKENA

BY ESTUDI RIBAUDÍ



30-1965-81-E9

REVERSIBLE 



2 X E-27 MAX. 60W | L=140 MM Ø=60 MM
HALOGEN - FLUORESCENT - LED

A++ >>> C





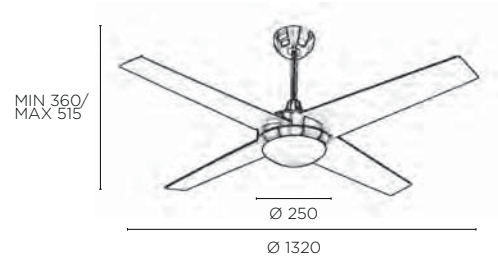
DECORATIVE | CEILING FANS

HAWAI



30-2854-81-F9

REVERSIBLE 



1 X R7S MAX. 100W | L=74,9 MM | HALOGEN INCLUDED

 A++ >>> E

81



DECORATIVE | CEILING FANS

SAMAL



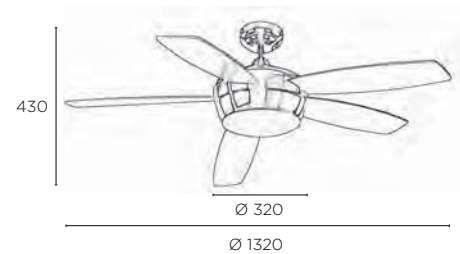
30-0068-14-F9

REVERSIBLE 



30-0068-81-F9

REVERSIBLE 



2 X E-27 MAX. 40W | L=115 MM Ø=56 MM
HALOGEN - FLUORESCENT - LED

A++  **C**





DECORATIVE | CEILING FANS

BAHIA

BY BENEDITO DESIGN



30-4355-CF-M1

REVERSIBLE 

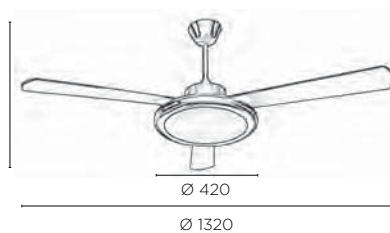


30-4355-81-M1

REVERSIBLE 



MIN 336/
MAX 491



1 X 2GX13 55W | FLUORESCENT

A++ >>> B





DECORATIVE | CEILING FANS

VINTAGE

BY MANEL LLUSCÀ



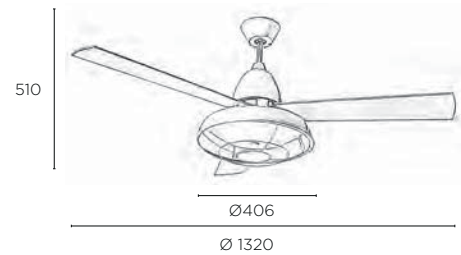
30-3248-CG-E9

REVERSIBLE 















30-3248-16-E9

REVERSIBLE 



2 X E-27 MAX. 60W | L=140 MM Ø=60 MM
HALOGEN - FLUORESCENT - LED

A++ >>> C

Z6 16
ST
GLA FRO DIF
PLY



P. 791












DECORATIVE | CEILING FANS

BELMONT

BY YAGO SARRI



30-4357-81-82

+

14

PAN-226-14 **NEW**

REVERSIBLE



30-4357-81-82

+

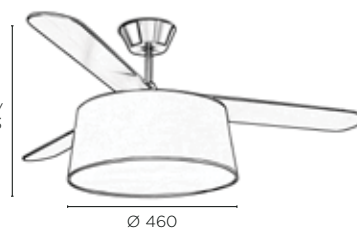
20

PAN-146-20

3 X E-27 MAX. 60W | L=176 MM Ø=56 MM
HALOGEN - FLUORESCENT - LED

A++ **C**

MIN 388/
MAX 543



195

Ø 460

Ø 1320

81





PHUKET

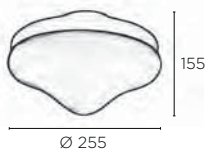


30-4398-J7-J7



Simil ratán
 Similar to rattan
 Imitation rotin
 Rattan-Nachahmung
 Simil rattan
 Semelhante a rotim
 Под ратан
 Podobny do ratanu

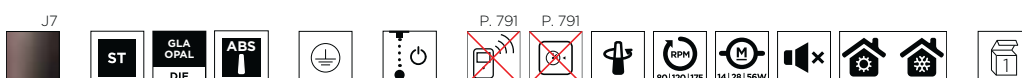
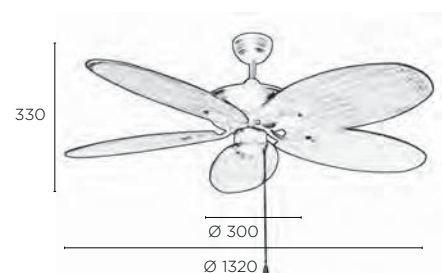
Kit de luz opcional
 Optional lighting kit
 Kit d'éclairage en option
 Licht-Kit als Zubehör
 Kit di luce opzionale
 Kit de iluminação opcional
 Дополнительный световой набор
 Zestaw światła do wyboru



71-4398-J7-F9

2 X E-27 MAX. 60W | L=140 MM Ø=60 MM
 HALOGEN - FLUORESCENT - LED

A++ >>> C





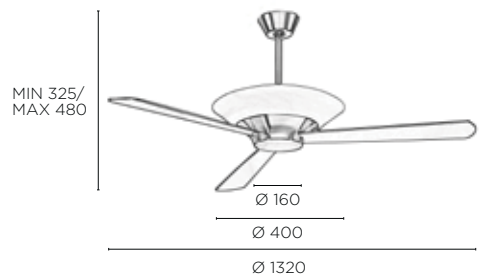
TORONTO

BY BENEDITO DESIGN



30-4354-81-M1

REVERSIBLE 



1 X 2GX13 55W | FLUORESCENT

A++ >>> B





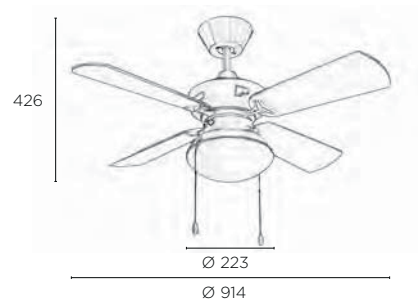
DECORATIVE | CEILING FANS

BOUVET



30-1854-CF-F9

REVERSIBLE 



2 X E-27 MAX. 20W | L=115 MM Ø=56 MM
FLUORESCENT - LED

A++ **C**

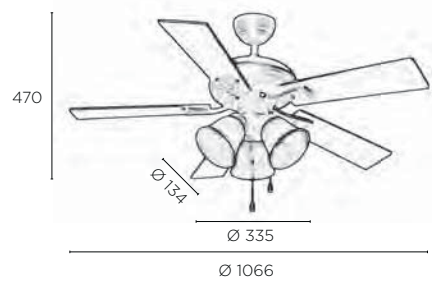
CF                

DOMINICA



30-4405-J7-E7

REVERSIBLE 



3 X E-27 MAX. 60W | L=140 MM Ø=56 MM
HALOGEN - FLUORESCENT - LED

A++  **C**

J7                



DECORATIVE | CEILING FANS

TUPAI DC

NEW

BY BENEDITO DESIGN



REVERSIBLE 



L

M

30-4863-CF-CF | 30-4866-CF-CF



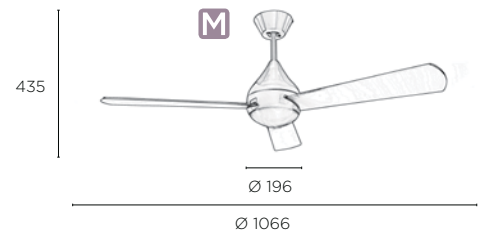
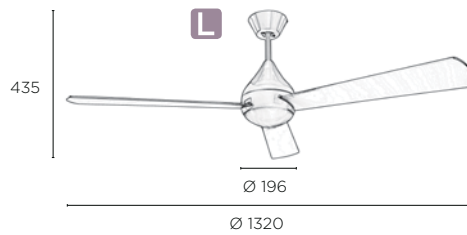
REVERSIBLE 



















L

M

30-4863-81-81 | 30-4866-81-81



CF	81	ST	PLY			P. 425 DC MOTOR		 120V/60Hz 73 112 155 190 218	 230V/50Hz 74 112 152 186 213	 120V/60Hz 3 6 12 22 36W	 230V/50Hz 3 6 13 22 35W	 120V/60Hz 114 199 212 266 308	 230V/50Hz 108 199 209 263 306	 120V/60Hz 3 6 12 23 36W	 230V/50Hz 4 6 12 23 36W					
----	----	----	-----	---	---	--------------------	---	--	--	---	---	---	--	---	---	---	---	---	---	---



DECORATIVE | CEILING FANS

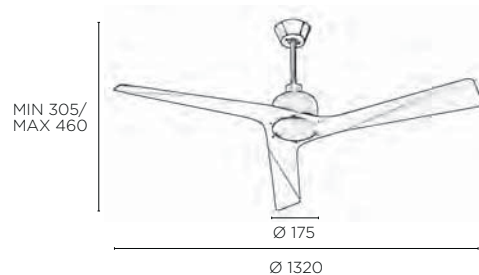
MOGAN

BY YAGO SARRI



30-4356-CF-CF

REVERSIBLE





DECORATIVE | CEILING FANS

RODAS

BY ESTUDI RIBAUDÍ



30-1964-N3-N3

REVERSIBLE



30-1964-CF-CF

REVERSIBLE



Discos de color incluidos
 Colour disks included
 Disques de couleur fournis
 Farbfilter mitgeliefert
 Dischi colorati inclusi
 Discos de cor incluidos
 Цветные диски включены
 Zawarte kolorowe dyski



Opcional
 Optional
 En option
 Zubehör
 Opzionale
 Opcional
 Дополнительно
 Do wyboru

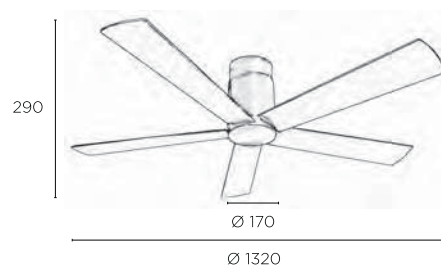









71-1964-N3-N3 | 71-1964-CF-CF





DECORATIVE | CEILING FANS



OUTDOOR



466-527

URBAN LIGHTING

ILUMINACIÓN URBANA
ÉCLAIRAGE URBAIN
STRASSENLEUCHTEN
ILLUMINAZIONE URBANA
ILUMINAÇÃO PÚBLICA
ГОРОДСКОЕ ОСВЕЩЕНИЕ
OSWIETLENIE MIEJSKIE



530-545

SPOTLIGHTS

PROYECTORES
PROJECTEURS ET SPOTS
STRAHLER
PROIETTORI
PROJECTORES
ПРОЖЕКТОРНЫЕ СВЕТИЛЬНИКИ
REFLEKTOR



546-553

WALL WASHERS

BAÑADORES DE PARED
LÉCHE-MURS
STRAHLER
WALL WASHERS
WALL WASHERS
СВЕТИЛЬНИКИ ДЛЯ ПОДСВЕТКИ
СТЕН
WALL WASHER



554-601

WALL FIXTURES

APLIQUES
APPLIQUES
WANDLEUCHTEN
APPLIQUE
APLIQUES
НАСТЕННЫЕ
KINKIETY



602-615

CEILING



TECHO
PLAFONNIERS
DECKENLEUCHTEN
PLAFONIERE
ТЕСТО
ПОТОЛОЧНЫЕ
SUFITOWE



616-645

BOLLARDS

BALIZAS
BALISES
POLLERLEUCHTEN
FARI
PIMENTEIROS
НАЗЕМНЫЕ СТОЛБЫ
SŁUPKI



646-653

STREET LIGHTS

FAROLAS
RÉVERBÈRES
MASTLEUCHTEN
LAMPIONI
POSTES DE ILUMINAÇÃO
ФОНАРИ
LAMPY ULICZNE



654-687

RECESSED



EMPOTRADOS
ENCASTRÉS
EINBAULEUCHTEN
INCASSI
ENCASTRÁVEIS
ВСТРАИВАЕМЫЕ
WPUSZCZANE



688-693

WATERPROOF

SUMERGIBLES
SUBMERSIBLES
VERSENKBARE LEUCHTEN
LUCI SOMMERGIBILI
SUBMERSÍVEIS
ПОГРУЖАЕМЫЕ В ВОДУ
ZANURZALNE



694-705

CHILL-OUT

CHILLOUT
CHILLOUT
CHILLOUT-BELEUCHTUNG
CHILLOUT
CHILLOUT
ДЛЯ ЗОНЫ ОТДЫХА
CHILLOUT



706-725

CLASSIC

CLÁSICO
CLASSIQUE
KLASSISCH
CLASSICO
CLASSICO
КЛАССИЧЕСКИЙ
KLASYCZNY

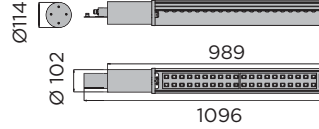


PAPA LUNA HOTEL, PEÑÍSCOLA, SPAIN

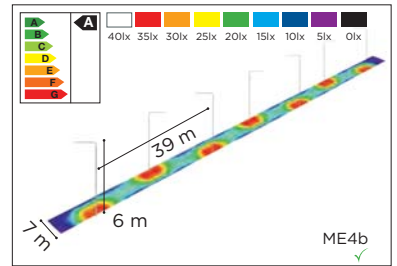
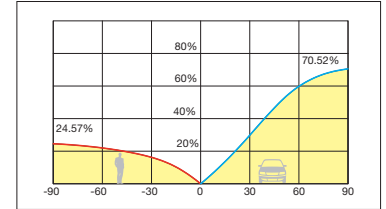
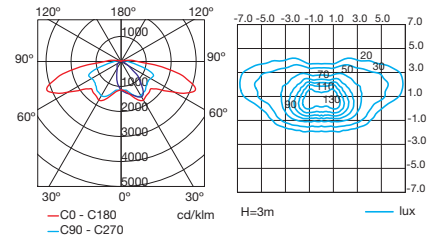
PILED BY FRANC FERNÁNDEZ + KXDESIGNERS



URBAN



LED 45W 4000K



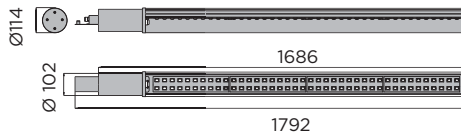

- AU AL EXTR PC TRAN DIF
- IP 65
- IP 65
- IK 08

- MEAN WELL
- 1.10V
- 100V 240V
- 50-60 Hz

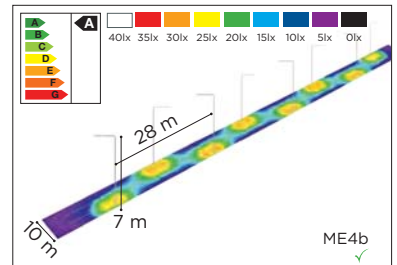
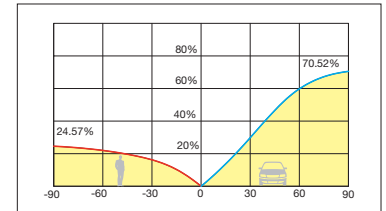
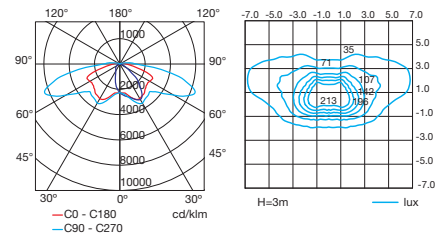
- >50,000 h
- HIGH
- Ø92 mm
- R
- 5 YEAR WARRANTY

LED OSRAM		3000K NEW		4000K	
45W	32 LED	5.027/6.284 lm	80-4553-AU-CL	80-4553-AU-M2V1	

PILED BY FRANC FERNÁNDEZ + KXDESIGNERS



LED 80W 4000K



- AU AL EXTR PC TRAN DIF
- IP 65
- IP 65
- IK 08

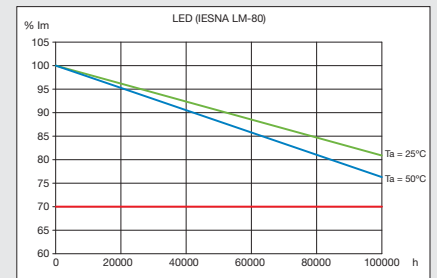
- MEAN WELL
- 1.10V
- 100V 240V
- 50-60 Hz

- >50,000 h
- HIGH
- Ø92 mm
- R
- 5 YEAR WARRANTY

LED OSRAM		3000K NEW		4000K	
80W	64 LED	7.734/9.668 lm	80-4552-AU-CL	80-4552-AU-M2V1	



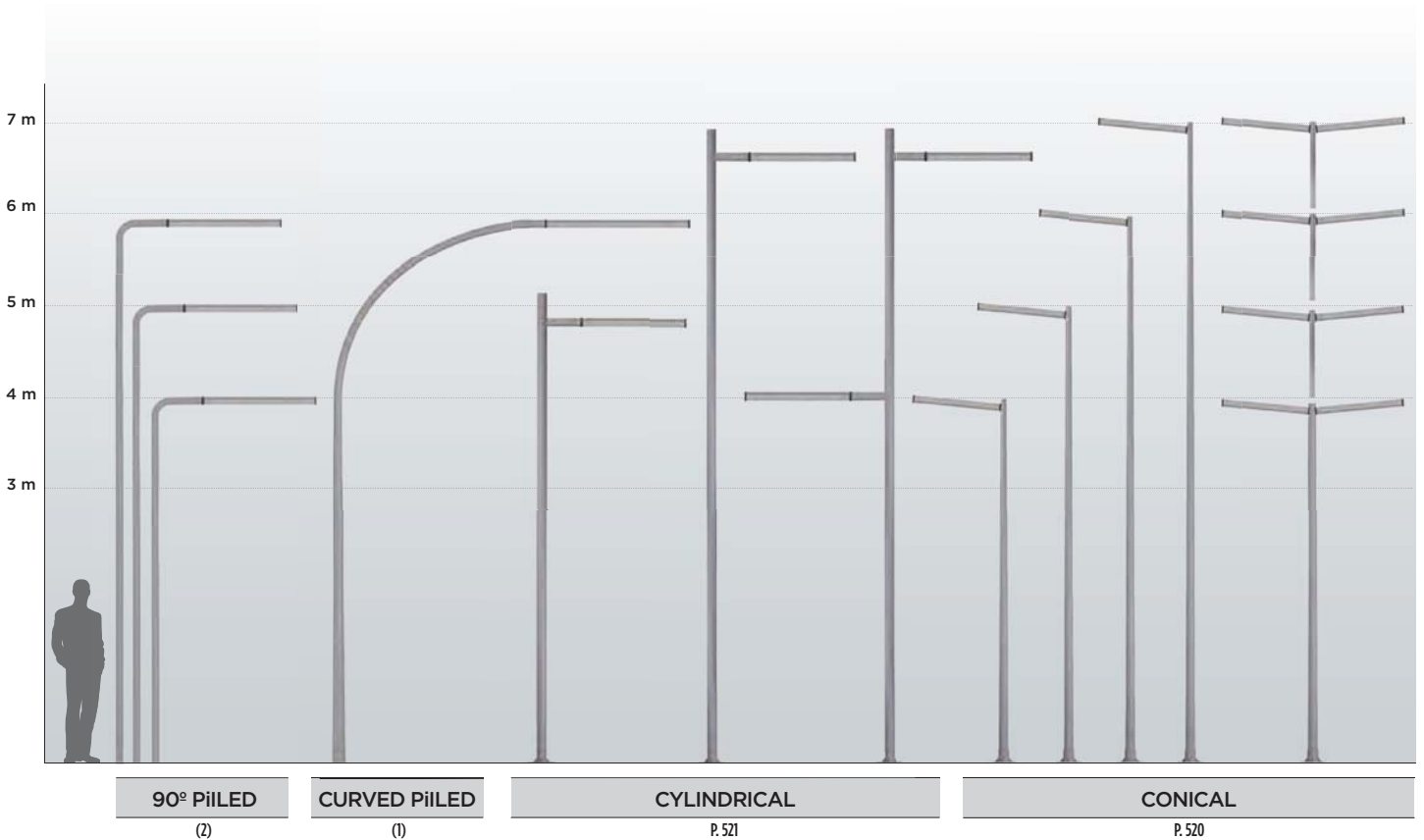
OUTDOOR | URBAN










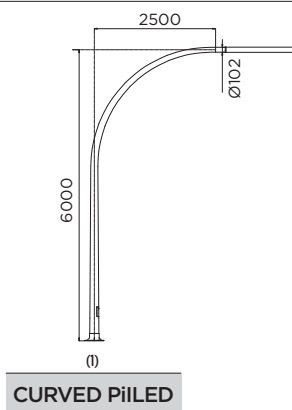
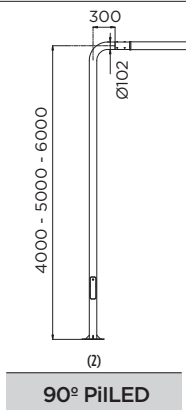



PARC DE LA LLANA, RUBÍ, BARCELONA, SPAIN

PILED



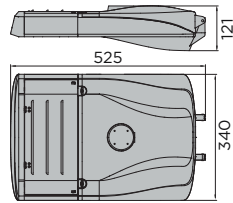
								
90° PILED	6m	81-4558-AV-AV	71-4539-48-48	71-4524-48-48	✓	✓	X	71-4531-48-48
	5m	81-4557-AV-AV	71-4539-48-48	71-4524-48-48	✓	✓	X	71-4531-48-48
	4m	81-4556-AV-AV	71-4539-48-48	71-4524-48-48	✓	✓	X	71-4531-48-48
CURVED PILED	6m	81-4552-AV-AV	71-4556-48-48	71-4525-48-48	✓	✓	X	71-4531-48-48
CYLINDRICAL	7+ 4 m	81-3133-AU-AU	71-4522-48-48	71-4525-48-48	71-4553-AV-AV	✓	X	71-3128-48-48
	7m	81-3132-AU-AU	71-4522-48-48	71-4525-48-48	71-4553-AV-AV	✓	X	71-3128-48-48
	5m	81-3128-AU-AU	71-4539-48-48	71-4524-48-48	71-4553-AV-AV	✓	X	71-3128-48-48
CONICAL	7m	81-3149-AV-AV	71-4540-48-48	71-4525-48-48	71-4553-AV-AV	71-4554-AV-AV	71-4555-AV-AV	71-4531-48-48
	6m	81-4535-AV-AV	71-4539-48-48	71-4524-48-48	71-4553-AV-AV	71-4554-AV-AV	71-4555-AV-AV	71-4531-48-48
	5m	81-4534-AV-AV	71-4539-48-48	71-4524-48-48	71-4553-AV-AV	71-4554-AV-AV	71-4555-AV-AV	71-4531-48-48
	4m	81-3151-AV-AV	71-4520-48-48	71-4524-48-48	71-4553-AV-AV	71-4554-AV-AV	71-4555-AV-AV	71-4531-48-48



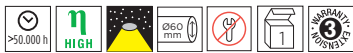
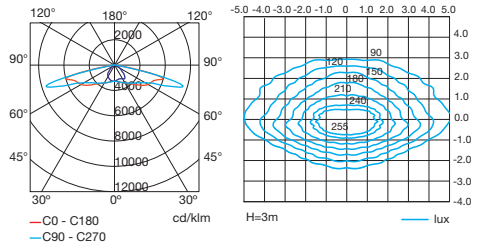


SCAN-RAY

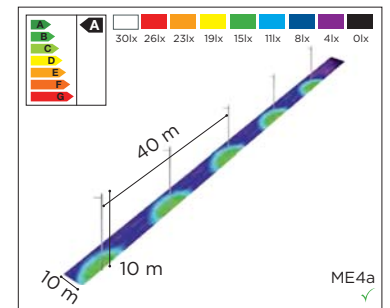
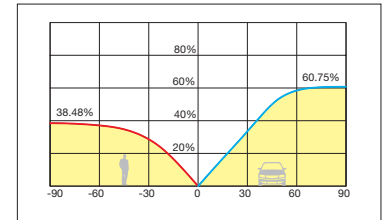
NEW



LED 120W 4000K
ULOR INST = 0,77%

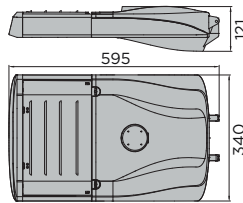


LED LUMILED		4000K	
120W	36 LED	11.200 lm	80-4970-BQ-M2

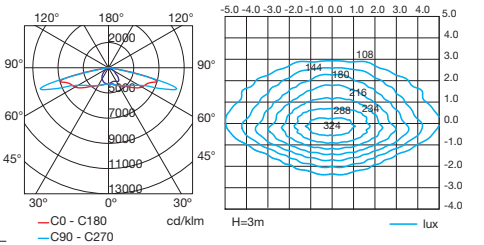


SCAN-RAY


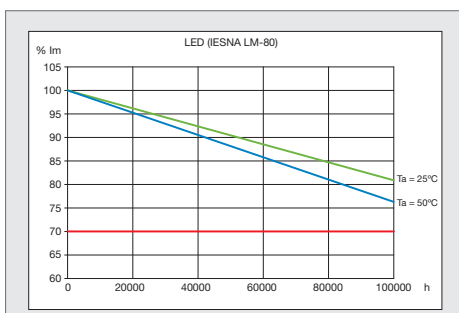
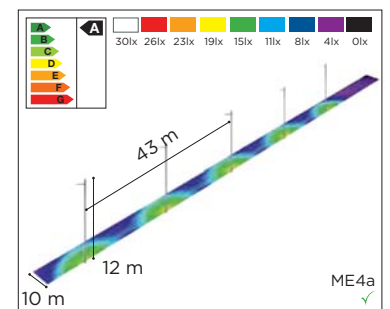
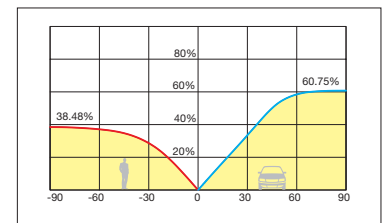
NEW



LED 180W 4000K
ULOR INST = 0,77%



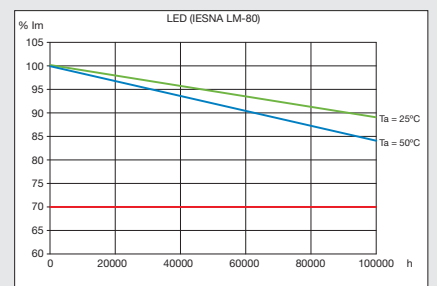
LED LUMILED		4000K	
180W	54 LED	16.800 lm	80-4971-BQ-M2



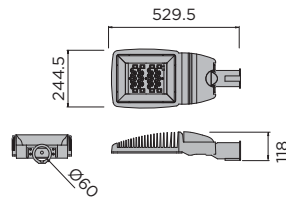
Protección sobretensiones 10kV. /
Surge protection 10kV. /
Protecteur de surtension 10kV. /
Überspannungsschutz 10kV /
Protetto dalla sovretensione da 10kV. /
Сетевой фильтр 10kV. /
Zabezpieczenie Przeciwpzepięciowe 10kV. /



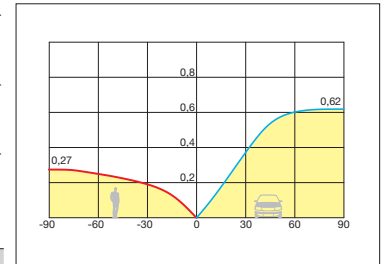

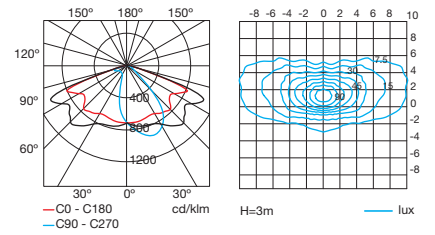
OUTDOOR | URBAN



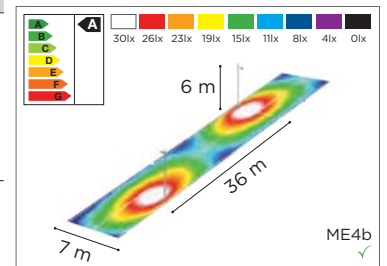
ESENCIAL



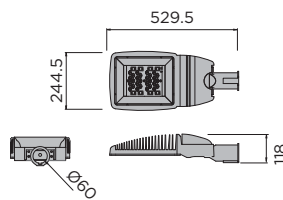
LED 56W 4000K
ULOR INST = 0,73%



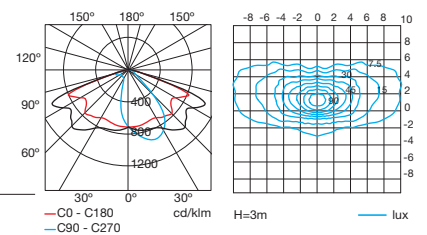
LED OSRAM			3000K NEW	4000K
45W	20 LED	3.543/4.429 lm	80-4748-AT-CL	80-4748-AT-37
56W	24 LED	4.252/5.315 lm	80-4752-AT-CL	80-4752-AT-37
56W	24 LED BIPOWER	4.252/5.315 lm	80-4754-AT-CL	80-4754-AT-37
56W	24 LED BIPOWER TIMED	4.252/5.315 lm	80-4753-AT-CL	80-4753-AT-37



ESENCIAL SOLAR



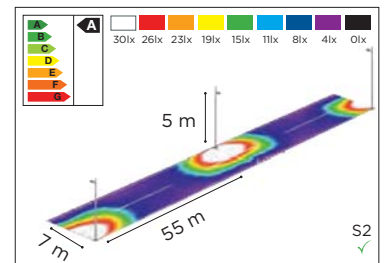
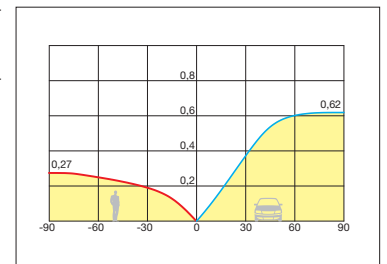
LED 45W 4000K
ULOR INST = 0,73%



12V

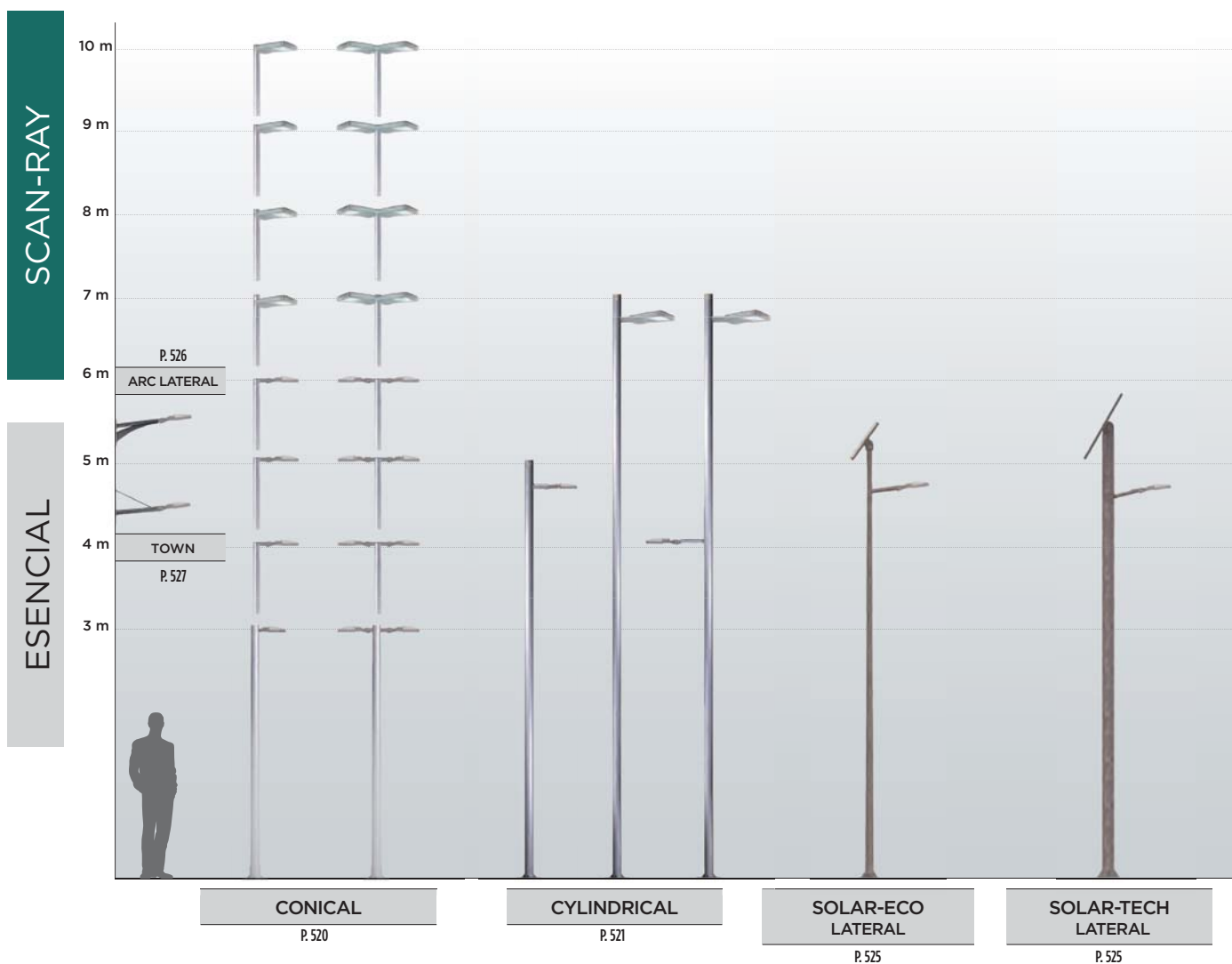


LED OSRAM			3000K NEW	4000K
30W	20 LED	2.362/2.953 lm	80-2617-AT-CL	80-2617-AT-37
45W	20 LED	3.543/4.429 lm	80-2618-AT-CL	80-2618-AT-37












SCAN-RAY / ESENCIAL



SCAN-RAY

								
CONICAL	10m	81-4538-AV-AV ■■	71-4541-48-48	71-4525-48-48	✓	71-4555-AV-AV ■■	71-4531-48-48	x
	9m	81-4537-AV-AV ■■	71-4540-48-48	71-4525-48-48	✓	71-4555-AV-AV ■■	71-4531-48-48	x
	8m	81-4536-AV-AV ■■	71-4540-48-48	71-4525-48-48	✓	71-4555-AV-AV ■■	71-4531-48-48	x
	7m	81-3149-AV-AV ■■	71-4540-48-48	71-4525-48-48	✓	71-4555-AV-AV ■■	71-4531-48-48	x
CYLINDRICAL	7m	81-3132-AU-AU ■	71-4522-48-48	71-4525-48-48	✓	X	71-3128-48-48	x

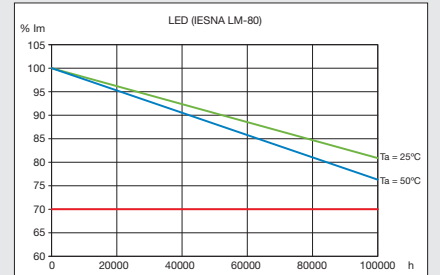
ESENCIAL

CONICAL	6m	81-4535-AV-AV ■■	71-4539-48-48	71-4524-48-48	71-4554-AV-AV ■■	71-4555-AV-AV ■■	71-4531-48-48	x
	5m	81-4534-AV-AV ■■	71-4539-48-48	71-4524-48-48	71-4554-AV-AV ■■	71-4555-AV-AV ■■	71-4531-48-48	x
	4m	81-3151-AV-AV ■■	71-4520-48-48	71-4524-48-48	71-4554-AV-AV ■■	71-4555-AV-AV ■■	71-4531-48-48	x
CYLINDRICAL	5m	81-3128-AU-AU ■	71-4539-48-48	71-4524-48-48	✓	X	71-3128-48-48	x
SOLAR-ECO LATERAL	5m	81-3257-AV-AV ■	71-4539-48-48	71-4524-48-48	✓	X	71-4531-48-48	P. 518
SOLAR-TECH LATERAL	5m	81-4768-AV-AV ■	71-4521-48-48	71-4521-48-48	✓	X	71-4531-48-48	P. 519
ARC LATERAL	ARM	82-3030-BQ-BQ ■						
TOWN	ARM	82-3029-BQ-BQ ■						

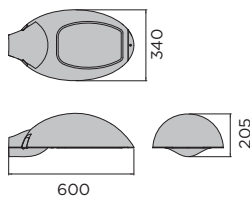




L' ESTANY, BARCELONA, SPAIN

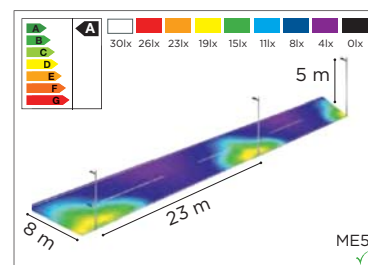
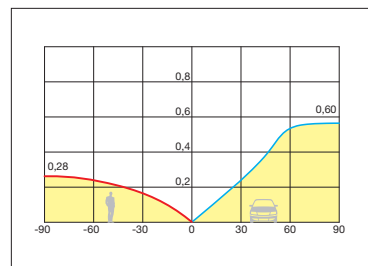
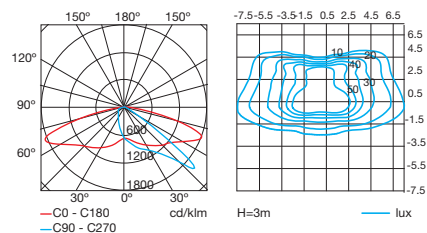


ELIPSE LED

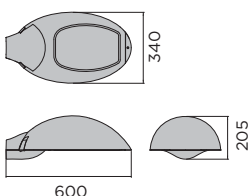


LED OSRAM		3000K NEW	4000K
45W	20 LED	3.127/4.345 lm	80-4614-BQ-CL 80-4614-BQ-37
65W	28 LED	4.517/6.117 lm	80-2696-BQ-CL 80-2696-BQ-37
65W	28 LED	4.517/6.117 lm BIPOWER	80-5031-BQ-CL 80-5031-BQ-37
65W	28 LED	4.517/6.117 lm BIPOWER TIMED	80-5032-BQ-CL 80-5032-BQ-37

LED 45W 4000K
ULOR INST = 0,77%



ELIPSE SOLAR

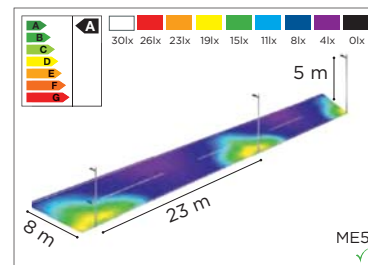
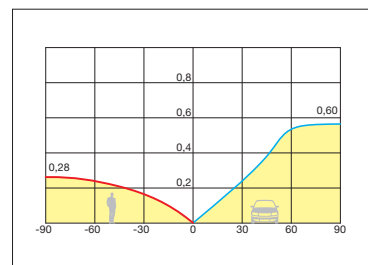



12V



LED OSRAM		3000K NEW	4000K
30W	20 LED	2.085/2.896 lm	80-2467-BQ-CL 80-2467-BQ-37
45W	20 LED	3.127/4.345 lm	80-4768-BQ-CL 80-4768-BQ-37
65W	28 LED	4.517/6.117 lm	80-3274-BQ-CL 80-3274-BQ-37

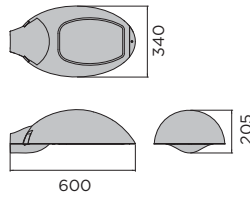
LED 45W 4000K
ULOR INST = 0,77%



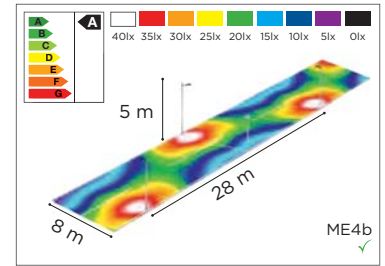
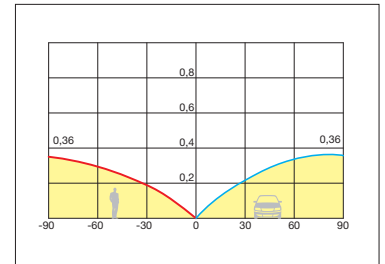
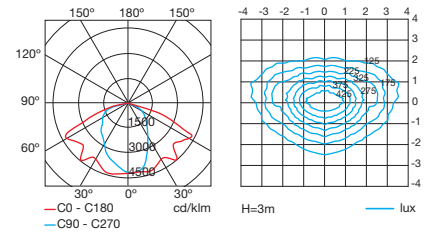
OUTDOOR | URBAN



ELIPSE HID



HPS 70W
ULOR INST = 0,15%



E-27

35W	MH	80-3065-BQ-37
70W	HPS - MH	80-3029-BQ-37
70W	HPS BIPOWER	80-3032-BQ-37
70W	HPS BIPOWER TIMED	80-3039-BQ-37

E-40


100W	HPS - MH	80-3030-BQ-37
100W	HPS BIPOWER	80-3033-BQ-37
100W	HPS BIPOWER TIMED	80-3040-BQ-37
150W	HPS - MH	80-3031-BQ-37
150W	HPS BIPOWER	80-3034-BQ-37
150W	HPS BIPOWER TIMED	80-3041-BQ-37

G-12

70W	MH	80-4774-BQ-37
100W	MH	80-4776-BQ-37
150W	MH	80-4778-BQ-37

PGZ-12 COSMOWHITE PHILIPS

45W	MH	80-3062-BQ-37
60W	MH	80-3063-BQ-37
90W	MH	80-3064-BQ-37

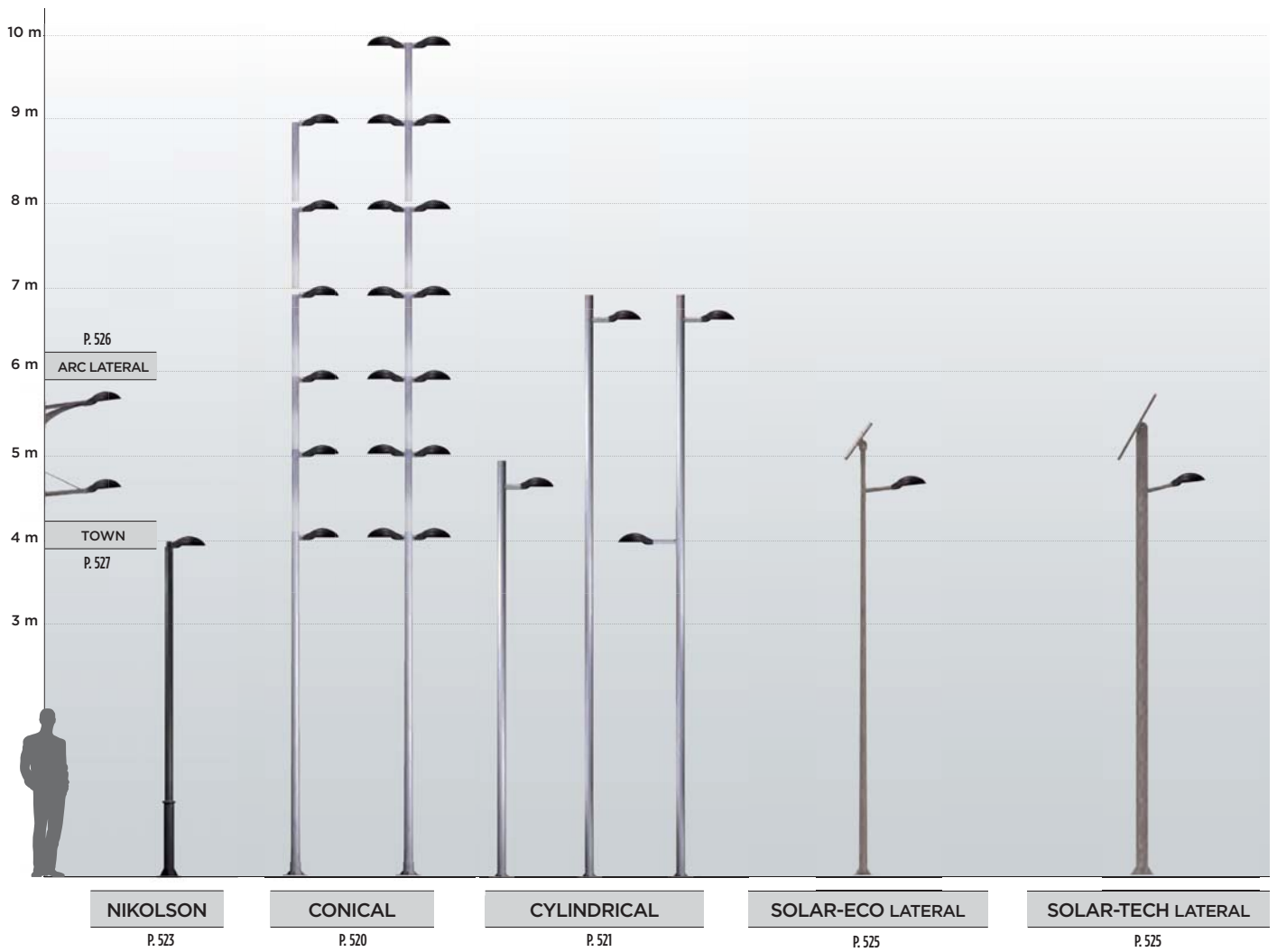


OUTDOOR | URBAN



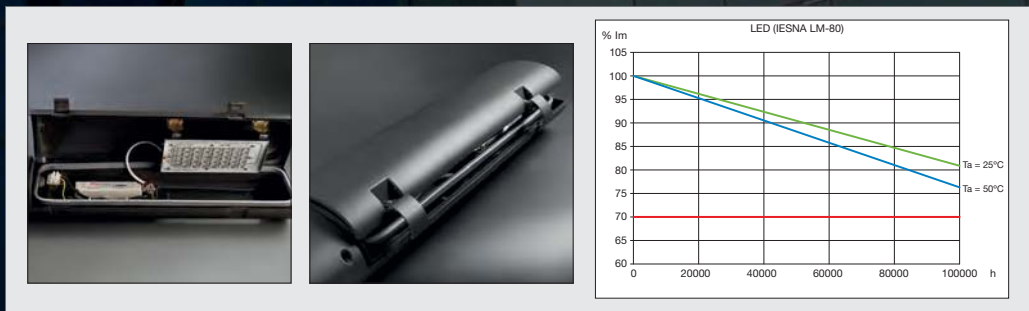
L' ESTANY, BARCELONA, SPAIN

ELIPSE

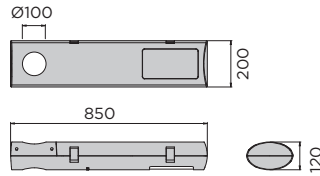


NIKOLSON	4m	81-3145-BP-BP ■	71-4520-48-48	71-4524-48-48	✓		71-4555-AV-AV ▨	71-3128-48-48	X
CONICAL	10m	81-4538-AV-AV ▨	71-4541-48-48	71-4525-48-48	✓		71-4555-AV-AV ▨	71-4531-48-48	X
	9m	81-4537-AV-AV ▨	71-4540-48-48	71-4525-48-48	✓		71-4555-AV-AV ▨	71-4531-48-48	X
	8m	81-4536-AV-AV ▨	71-4540-48-48	71-4525-48-48	✓		71-4555-AV-AV ▨	71-4531-48-48	X
	7m	81-3149-AV-AV ▨	71-4540-48-48	71-4525-48-48	✓		71-4555-AV-AV ▨	71-4531-48-48	X
	6m	81-4535-AV-AV ▨	71-4539-48-48	71-4524-48-48	✓		71-4555-AV-AV ▨	71-4531-48-48	X
	5m	81-4534-AV-AV ▨	71-4539-48-48	71-4524-48-48	✓		71-4555-AV-AV ▨	71-4531-48-48	X
	4m	81-3151-AV-AV ▨	71-4520-48-48	71-4524-48-48	✓		71-4555-AV-AV ▨	71-4531-48-48	X
CYLINDRICAL	7+ 4m	81-3133-AU-AU ■	71-4522-48-48	71-4525-48-48	✓	X		71-3128-48-48	X
	7m	81-3132-AU-AU ■	71-4522-48-48	71-4525-48-48	✓	X		71-3128-48-48	X
	5m	81-3128-AU-AU ■	71-4539-48-48	71-4524-48-48	✓	X		71-3128-48-48	X
SOLAR-ECO LATERAL	5m	81-3257-AV-AV ■	71-4539-48-48	71-4524-48-48	✓	X		71-4531-48-48	P. 518
SOLAR-TECH LATERAL	5m	81-4768-AV-AV ■	71-4521-48-48	71-4525-48-48	✓	X		71-4531-48-48	P. 519
ARC LATERAL	ARM	82-3030-BQ-BQ ■							
TOWN	ARM	82-3029-BQ-BQ ■							

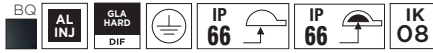
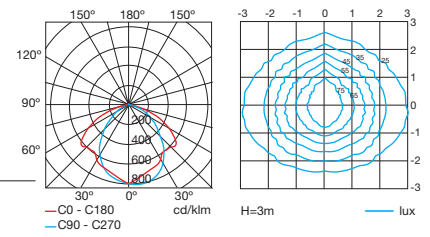




PROMENADE FLUO



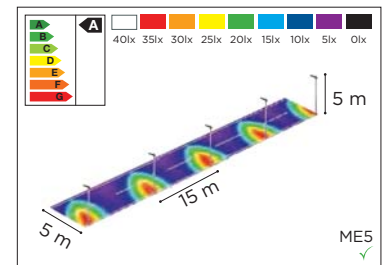
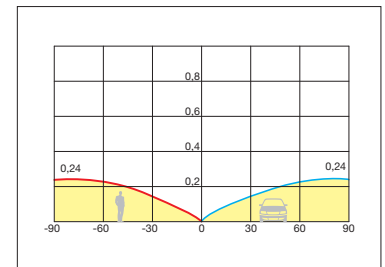
FLUO 57W
ULOR INST = 0,00%



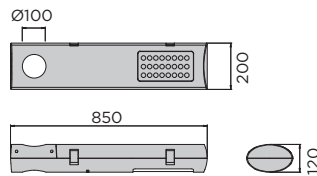
Gx24 q-5

57W FLUORESCENT

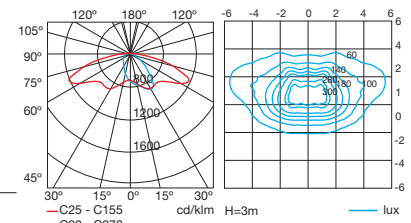
80-3023-BQ-37



PROMENADE LED



LED 45W 4000K
ULOR INST = 0,00%

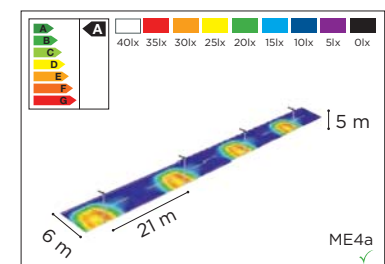
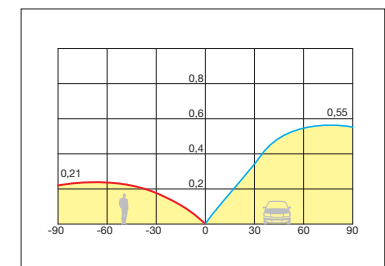


LED OSRAM

3000K **NEW**

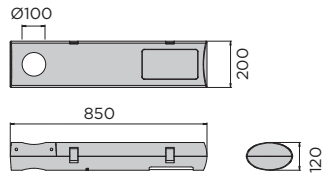
4000K

45W	20 LED	3.649/4.561 lm	80-4622-BQ-CL	80-4622-BQ-37
56W	24 LED	4.541/5.676 lm	80-2693-BQ-CL	80-2693-BQ-37
56W	24 LED	4.541/5.676 lm	BIPOWER 80-2695-BQ-CL	80-2695-BQ-37
56W	24 LED	4.541/5.676 lm	BIPOWER TIMED 80-2694-BQ-CL	80-2694-BQ-37



OUTDOOR | URBAN

PROMENADE HID



E-27

35W	MH	80-4521-BQ-37
70W	HPS - MH	80-4502-BQ-37
70W	HPS BIPOWER	80-4505-BQ-37
70W	HPS BIPOWER TIMED	80-4508-BQ-37

E-40

100W	HPS - MH	80-4503-BQ-37
100W	HPS BIPOWER	80-4506-BQ-37
100W	HPS BIPOWER TIMED	80-4509-BQ-37
150W	HPS - MH	80-4504-BQ-37
150W	HPS BIPOWER	80-4507-BQ-37
150W	HPS BIPOWER TIMED	80-4510-BQ-37

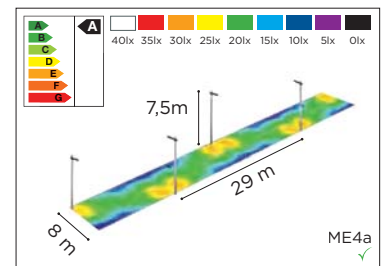
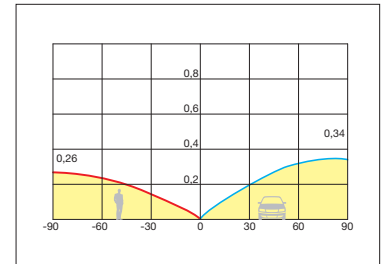
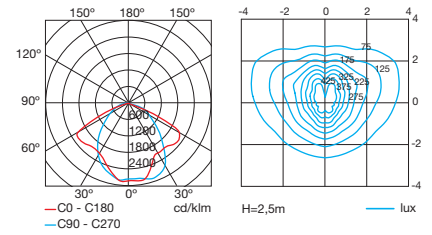
G-12

35W	MH	80-4494-BQ-37
70W	MH	80-4495-BQ-37
100W	MH	80-4496-BQ-37
150W	MH	80-4497-BQ-37

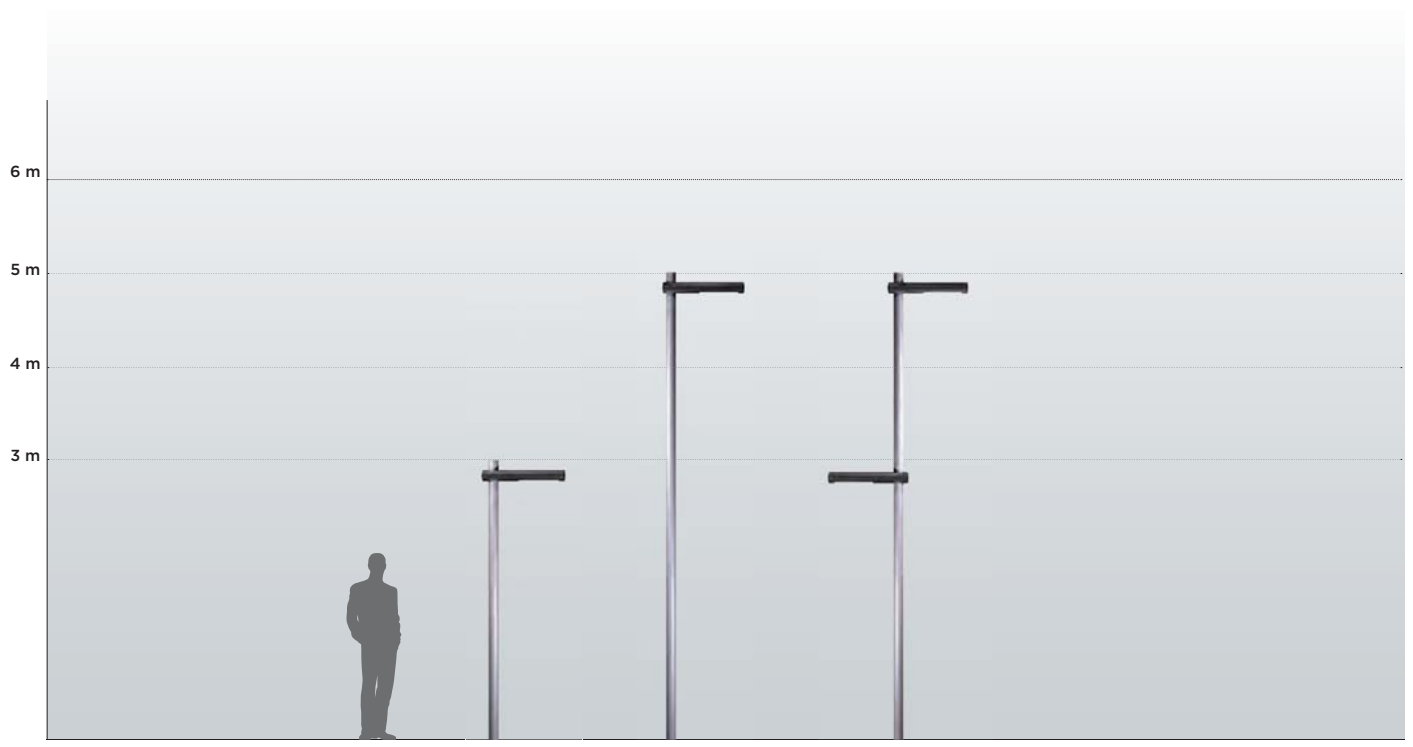
PGZ-12 COSMOWHITE

45W	MH	80-4602-BQ-37
60W	MH	80-4603-BQ-37
90W	MH	80-4604-BQ-37

HPS 70W
ULOR INST = 0,58%



PROMENADE



PROMENADE

P. 524



3m	81-3137-AU-AU	71-4520-48-48	71-4524-48-48	✓	X	71-4531-48-48
5 m	81-3140-AU-AU	71-4539-48-48	71-4524-48-48	✓	X	71-4531-48-48
5+3 m	81-3140-AU-AU	71-4539-48-48	71-4524-48-48	✓	X	71-4531-48-48



PLAÇA VALL, TORÀ, SPAIN

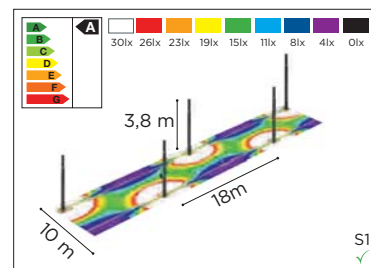
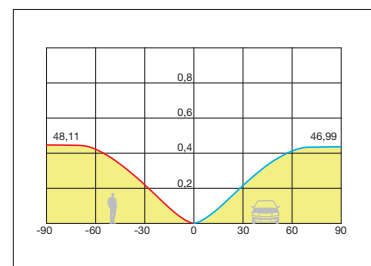
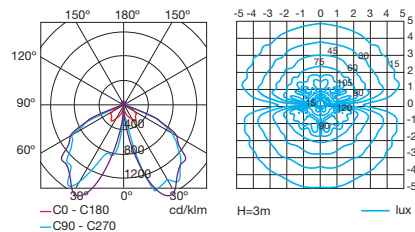
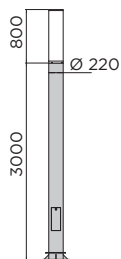




CITIZEN LED



LED 60W 3000K
ULOR INST = 2,08%



BB AL INJ PC TRAN DIF IP 65 IP 66 IK 10

MEAN WELL 100V 240V 50-60 Hz

>50,000 h HIGH ENERGY SAVING 3 YEARS WARRANTY

CITIZEN COB LED		3000K	
60W LED	6082 lm	83-3239-BB-M2 ⁽¹⁾	


- Ⓣ EL CÓDIGO INCLUYE CABEZAL Y COLUMNA.
- Ⓣ THE CODE INCLUDES HEAD AND POLE.
- Ⓣ LE CODE COMPREND LA TÊTE ET LE MÂT.
- Ⓣ DIESE ARTIKEL-NR. ENTHÄLT DEN MAST UND DEN LEUCHTENKOPF.
- Ⓣ IL CODICE INCLUDE TESTA E COLONNA.
- Ⓣ O CÓDIGO INCLUI A CABEÇA E A COLUNA.
- Ⓣ АРТИКУЛ ВКЛЮЧАЕТ СВЕТИЛЬНИК И ОПОРУ.
- Ⓣ TEN KOD OBEJMUJE GŁOWICĘ I SŁUP.



71-4521-48-48

71-4526-48-48

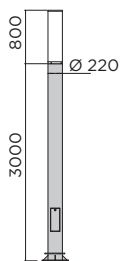
71-3148-48-48



OUTDOOR | URBAN



CITIZEN HID



G-12

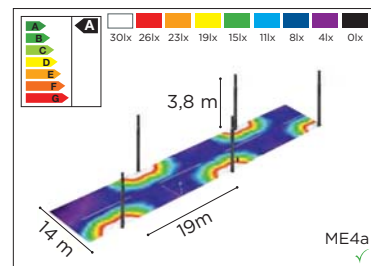
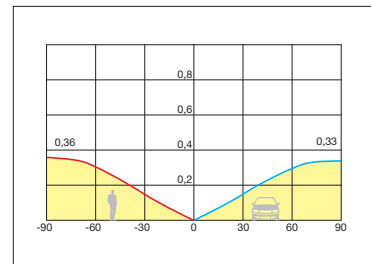
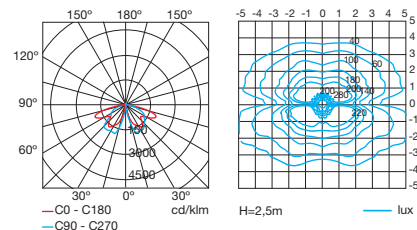
35W	MH	83-4580-BB-M2 ⁽¹⁾
70W	MH	83-4581-BB-M2 ⁽¹⁾
100W	MH	83-4582-BB-M2 ⁽¹⁾
150W	MH	83-4583-BB-M2 ⁽¹⁾
150W	MH BIPOWER	83-4588-BB-M2 ⁽¹⁾
150W	MH BIPOWER TIMED	83-4590-BB-M2 ⁽¹⁾

PGZ-12 COSMOWHITE

45W	MH	83-4608-BB-M2 ⁽¹⁾
60W	MH	83-4609-BB-M2 ⁽¹⁾

- ⁽¹⁾ EL CÓDIGO INCLUYE CABEZAL Y COLUMNA.
- ⁽¹⁾ THE CODE INCLUDES HEAD AND POLE.
- ⁽¹⁾ LE CODE COMPREND LA TÊTE ET LE MÂT.
- ⁽¹⁾ DIESE ARTIKEL-NR. ENTHÄLT DEN MAST UND DEN LEUCHTENKOPF.
- ⁽¹⁾ IL CODICE INCLUE TESTA E COLONNA.
- ⁽¹⁾ O CÓDIGO INCLUI A CABEÇA E A COLUNA.
- ⁽¹⁾ АРТИКУЛ ВКЛЮЧАЕТ СВЕТИЛЬНИК И ОПОРУ.
- ⁽¹⁾ TEN KOD OBEJMUJE GŁOWICĘ I SŁUP.

MH 70W
ULOR INST = 2,08%



71-4521-48-48



71-4526-48-48




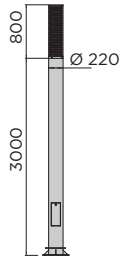
71-3148-48-48





SANT VICENÇ DELS HORTS, BARCELONA, SPAIN

CITIZEN HID



E-27

2 x 70W	HPS - MH	83-3099-BB-M2 ⁽¹⁾
2 x 70W	HPS BIPOWER	83-3103-BB-M2 ⁽¹⁾
2 x 70W	HPS BIPOWER TIMED	83-3117-BB-M2 ⁽¹⁾

E-40

2 x 100W	HPS - MH	83-3101-BB-M2 ⁽¹⁾
2 x 100W	HPS BIPOWER	83-3104-BB-M2 ⁽¹⁾
2 x 100W	HPS BIPOWER TIMED	83-3118-BB-M2 ⁽¹⁾
2 x 150W	HPS - MH	83-3102-BB-M2 ⁽¹⁾
2 x 150W	HPS BIPOWER	83-3105-BB-M2 ⁽¹⁾
2 x 150W	HPS BIPOWER TIMED	83-3119-BB-M2 ⁽¹⁾

- ⁽¹⁾ EL CÓDIGO INCLUYE CABEZAL Y COLUMNA.
- ⁽¹⁾ THE CODE INCLUDES HEAD AND POLE.
- ⁽¹⁾ LE CODE COMPREND LA TÊTE ET LE MÂT.
- ⁽¹⁾ DIESE ARTIKEL-NR. ENTHÄLT DEN MAST UND DEN LEUCHTENKOPF.
- ⁽¹⁾ IL CODICE INCLUDE TESTA E COLONNA.
- ⁽¹⁾ O CÓDIGO INCLUI A CABEÇA E A COLUNA.
- ⁽¹⁾ АРТИКУЛ ВКЛЮЧАЕТ СВЕТИЛЬНИК И ОПОРУ.
- ⁽¹⁾ TEN KOD OBEJMUJE GŁOWICĘ I SŁUP.

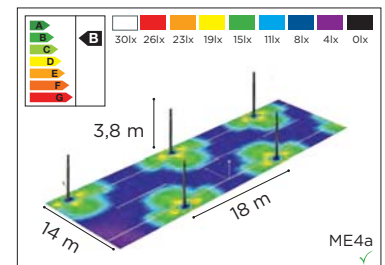
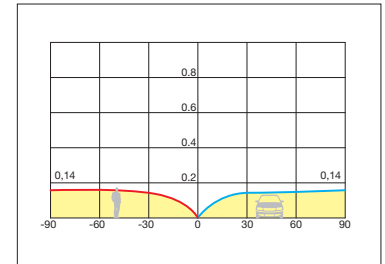
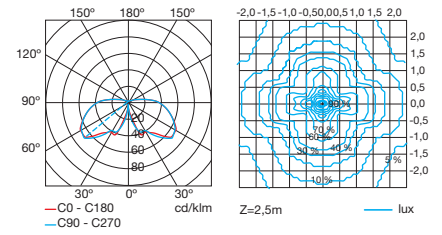


71-4521-48-48


71-4526-48-48

71-3148-48-48

HPS 2X70W
ULOR INST = 10,3%

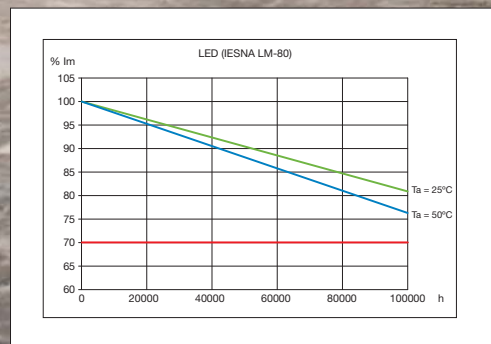


OUTDOOR | URBAN

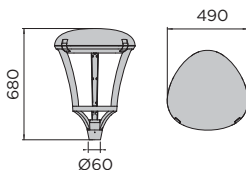




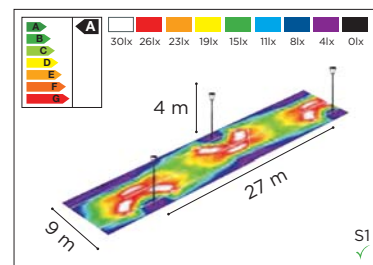
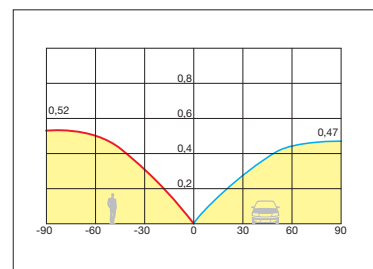
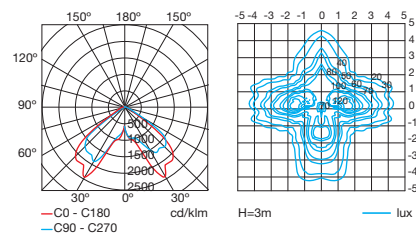
FUNDACIÓN LEO MESSI, BARCELONA, SPAIN



MERIDIAN LED

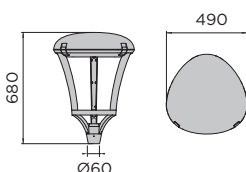


LED 45W 4000K
ULOR INST = 0,00%

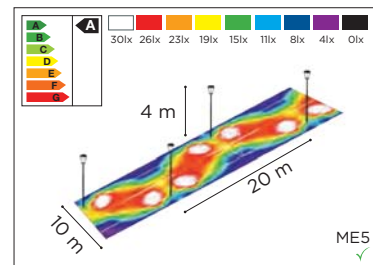
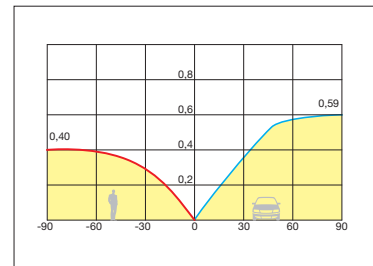
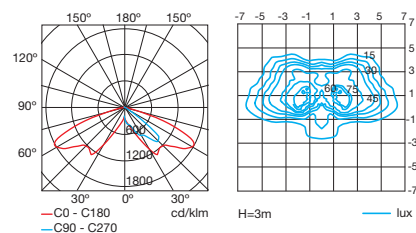


LED OSRAM		3000K NEW	4000K
45W	20 LED	3.060/4.283 lm	80-4529-BP-CL 80-4529-BP-37
65W	28 LED	4.420/5.970 lm	80-2926-BP-CL 80-2926-BP-37
65W	28 LED	4.420/5.970 lm BIPOWER	80-5033-BP-CL 80-5033-BP-37
65W	28 LED	4.420/5.970 lm BIPOWER TIMED	80-5034-BP-CL 80-5034-BP-37

MERIDIAN LED



LED 45W 4000K
ULOR INST = 0,00%



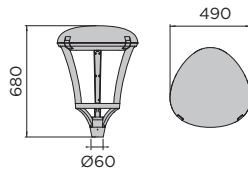
LED OSRAM		3000K NEW	4000K
45W	20 LED	3.127/4.379 lm	80-2427-BP-CL 80-2427-BP-37
65W	28 LED	4.517/6.117 lm	80-2927-BP-CL 80-2927-BP-37
65W	28 LED	4.517/6.117 lm BIPOWER	80-5035-BP-CL 80-5035-BP-37
65W	28 LED	4.517/6.117 lm BIPOWER TIMED	80-5041-BP-CL 80-5041-BP-37

OUTDOOR | URBAN

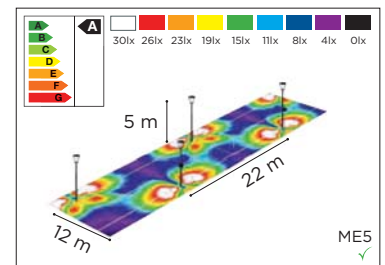
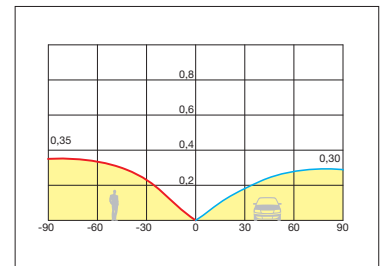
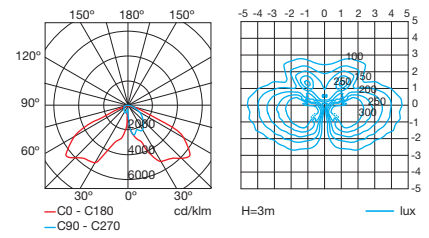


PARQUE EUROPA, MADRID, SPAIN

MERIDIAN HID



HPS 70W
ULOR INST = 0,1%



E-27

35W	MH	80-4629-BP-37
70W	HPS - MH	80-4631-BP-37
70W	HPS BIPOWER	80-4632-BP-37
70W	HPS BIPOWER TIMED	80-4633-BP-37

E-40


100W	HPS - MH	80-4637-BP-37
100W	HPS BIPOWER	80-4638-BP-37
100W	HPS BIPOWER TIMED	80-4639-BP-37
150W	HPS - MH	80-4643-BP-37
150W	HPS BIPOWER	80-4644-BP-37
150W	HPS BIPOWER TIMED	80-4645-BP-37

G-12

70W	MH	80-4786-BP-37
100W	MH	80-4788-BP-37
150W	MH	80-4790-BP-37

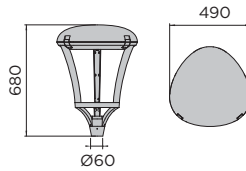
PGZ-12 COSMOWHITE PHILIPS

45W	MH	80-4626-BP-37
60W	MH	80-4627-BP-37
90W	MH	80-4628-BP-37

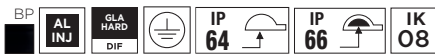
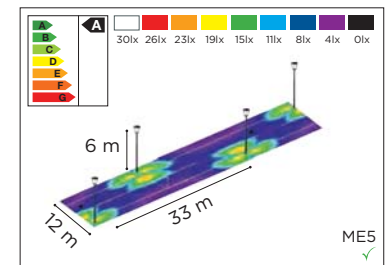
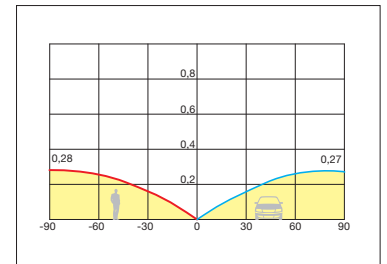
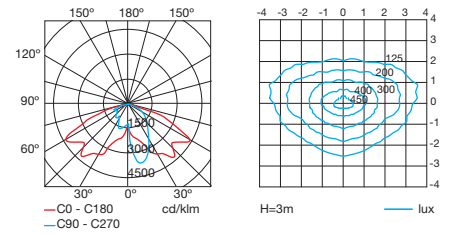


OUTDOOR | URBAN

MERIDIAN HID



HPS 70W
ULOR INST = 0,1%



E-27

35W	MH	80-4523-BP-37
70W	HPS - MH	80-3012-BP-37
70W	HPS BIPOWER	80-3015-BP-37
70W	HPS BIPOWER TIMED	80-3018-BP-37

E-40

100W	HPS - MH	80-3013-BP-37
100W	HPS BIPOWER	80-3016-BP-37
100W	HPS BIPOWER TIMED	80-3019-BP-37
150W	HPS - MH	80-3014-BP-37
150W	HPS BIPOWER	80-3017-BP-37
150W	HPS BIPOWER TIMED	80-3020-BP-37

G-12

70W	MH	80-4779-BP-37
100W	MH	80-4781-BP-37
150W	MH	80-4783-BP-37

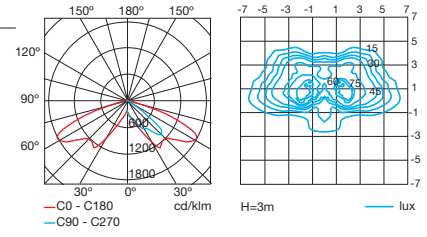
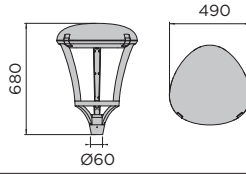
PGZ-12 COSMOWHITE

45W	MH	80-4592-BP-37
60W	MH	80-4593-BP-37
90W	MH	80-4594-BP-37

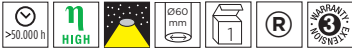
MERIDIAN SOLAR



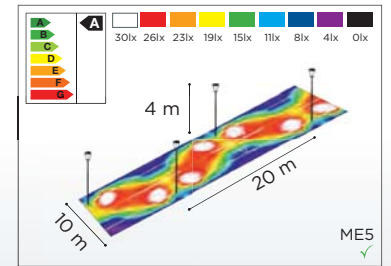
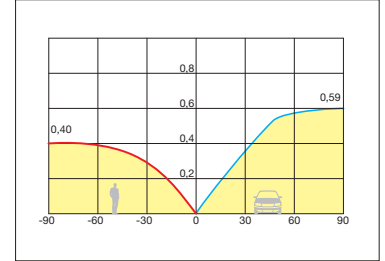
LED 45W 4000K
ULOR INST = 0,00%



12V



LED OSRAM		3000K NEW		4000K	
30W	20 LED	2.085/3.179 lm	80-3257-BP-CL	80-3257-BP-37	
45W	20 LED	3.127/4.379 lm	80-3258-BP-CL	80-3258-BP-37	
65W	28 LED	4.517/6.117 lm	80-3275-BP-CL	80-3275-BP-37	




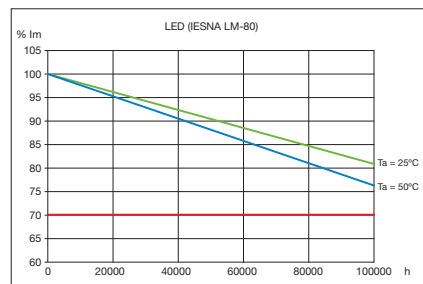
CLASSIC P. 522 NIKOLSON P. 523 CONICAL P. 520 SOLAR-ECO TOP P. 525 SOLAR-TECH TOP P. 525



CLASSIC	4m	81-3123-BP-BP	71-4521-48-48	71-4524-48-48	✓	X	71-3148-48-48	X
NIKOLSON	4m	81-3145-BP-BP	71-4520-48-48	71-4524-48-48	✓	X	71-3128-48-48	X
CONICAL	7m	81-3149-AV-AV	71-4540-48-48	71-4525-48-48	✓	X	71-4531-48-48	X
	6m	81-4535-AV-AV	71-4539-48-48	71-4524-48-48	✓	X	71-4531-48-48	X
	5m	81-4534-AV-AV	71-4539-48-48	71-4524-48-48	✓	X	71-4531-48-48	X
	4m	81-3151-AV-AV	71-4520-48-48	71-4524-48-48	✓	X	71-4531-48-48	X
SOLAR-ECO TOP	5m	81-3256-AV-AV	71-4539-48-48	71-4524-48-48	✓	X	71-4531-48-48	P. 518
SOLAR-TECH TOP	5m	81-3255-AV-AV	71-4521-48-48	71-4525-48-48	✓	X	71-4531-48-48	P. 519
ARC TOP	ARM	82-3012-BP-BP						
CLASSIC	ARM	82-3124-BP-BP						



OUTDOOR | URBAN



SISTEMA EXCLUSIVO DE LEDS-C4 PARA REDUCIR LA PROYECCIÓN DE SOMBRAS.

EXCLUSIVE LEDS-C4 SYSTEM TO REDUCE SHADOWS.

SYSTÈME EXCLUSIF DE LEDS-C4 DESTINÉ À RÉDUIRE LA PROJECTION D'OMBRES.

EXKLUSIVES SYSTEM VON LEDS-C4 ZUR VERRINGERUNG VON SCHATTENWURF.

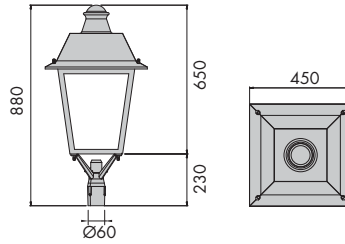
SISTEMA ESCLUSIVO DI LEDS-C4 PER RIDURRE LA PROIEZIONE DI OMBRE.

SISTEMA EXCLUSIVO DE LEDS-C4 PARA REDUZIR A PROJEÇÃO DE SOMBRAS.

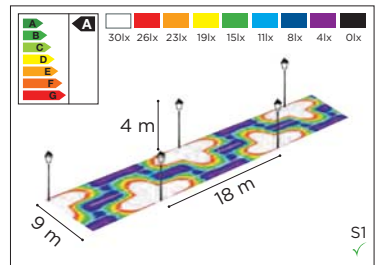
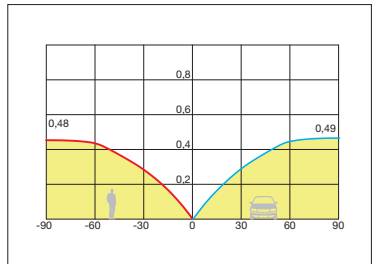
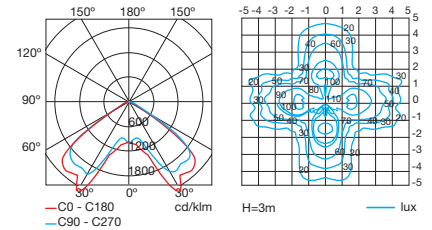
ЭКСКЛЮЗИВНАЯ СИСТЕМА LEDS-C4 ДЛЯ УМЕНЬШЕНИЯ ОТБРАСЫВАНИЯ ТЕНЕЙ.

EKSKLUZYWNY SYSTEM LEDS-C4 DLA ZMNIEJSZENIA RZUCANIA CIENI.

BOHEMIA LED

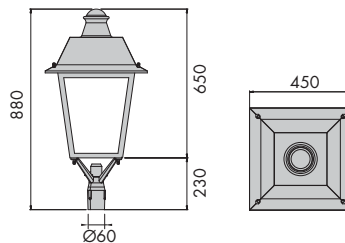


LED 45W 4000K
ULOR INST = 1,20%

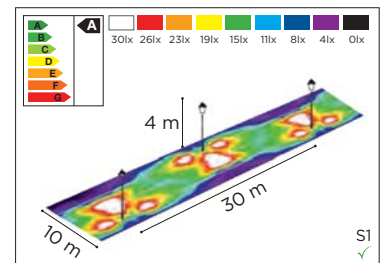
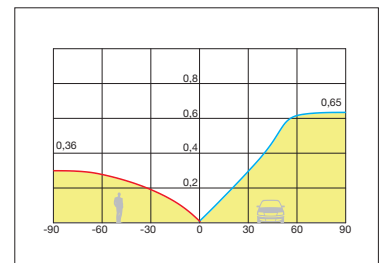
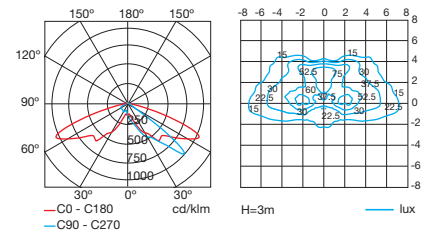


LED OSRAM			3000K <small>NEW</small>	4000K
30W	16 LED	2.040/3.102 lm	80-4538-BP-CL	80-4538-BP-37
45W	20 LED	3.060/4.283 lm	80-4528-BP-CL	80-4528-BP-37
65W	28 LED	4.420/5.970 lm	80-8928-BP-CL	80-8928-BP-37
65W	28 LED	4.420 lm	BIPOWER	80-5042-BP-CL
65W	28 LED	4.420 lm	BIPOWER TIMED	80-5043-BP-CL

BOHEMIA LED



LED 45W 4000K
ULOR INST = 1,20%

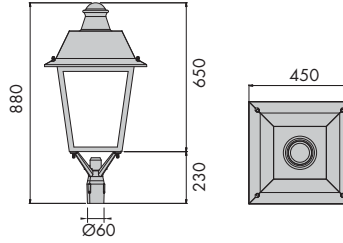


LED OSRAM			3000K <small>NEW</small>	4000K
30W	16 LED	2.085/3.179 lm	80-2417-BP-CL	80-2417-BP-37
45W	20 LED	3.127/4.379 lm	80-2418-BP-CL	80-2418-BP-37
65W	28 LED	4.517/6.117 lm	80-8929-BP-CL	80-8929-BP-37
65W	28 LED	4.517 lm	BIPOWER	80-5044-BP-CL
65W	28 LED	4.517 lm	BIPOWER TIMED	80-5045-BP-CL

OUTDOOR | URBAN



BOHEMIA HID



E-27

35W	MH	80-4652-BP-37
70W	HPS-MH	80-4654-BP-37
70W	HPS BIPOWER	80-4655-BP-37
70W	HPS BIPOWER TIMED	80-4656-BP-37

E-40

100W	HPS-MH	80-4660-BP-37
100W	HPS BIPOWER	80-4661-BP-37
100W	HPS BIPOWER TIMED	80-4662-BP-37
150W	HPS-MH	80-4666-BP-37
150W	HPS BIPOWER	80-4667-BP-37
150W	HPS BIPOWER TIMED	80-4668-BP-37

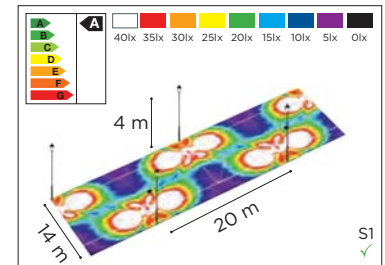
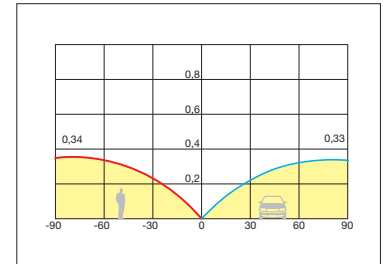
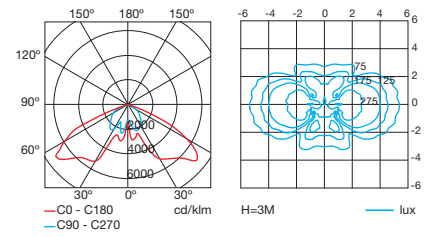
G-12

70W	MH	80-4799-BP-37
100W	MH	80-4801-BP-37
150W	MH	80-4803-BP-37


PGZ-12 COSMOWHITE

45W	MH	80-4649-BP-37
60W	MH	80-4650-BP-37
90W	MH	80-4651-BP-37

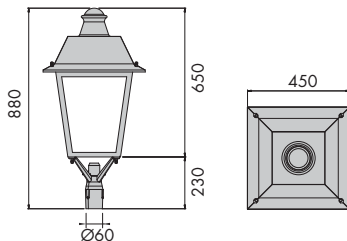
HPS 70W
ULOR INST = 1,00%



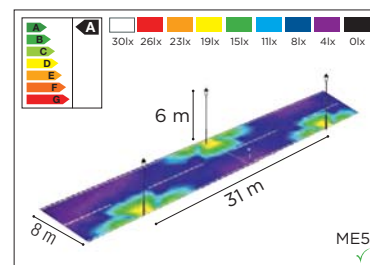
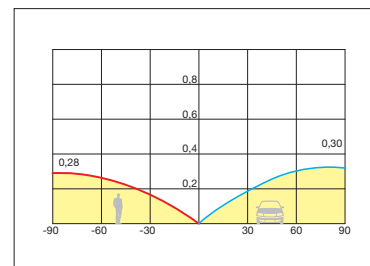
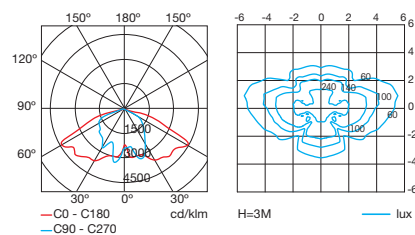
OUTDOOR | URBAN



BOHEMIA HID



HPS 70W
ULOR INST = 1,00%



E-27

35W	MH	80-4525-BP-37
70W	HPS-MH	80-3001-BP-37
70W	HPS BIPOWER	80-3004-BP-37
70W	HPS BIPOWER TIMED	80-3007-BP-37

E-40

100W	HPS-MH	80-3002-BP-37
100W	HPS BIPOWER	80-3005-BP-37
100W	HPS BIPOWER TIMED	80-3008-BP-37
150W	HPS-MH	80-3003-BP-37
150W	HPS BIPOWER	80-3006-BP-37
150W	HPS BIPOWER TIMED	80-3009-BP-37

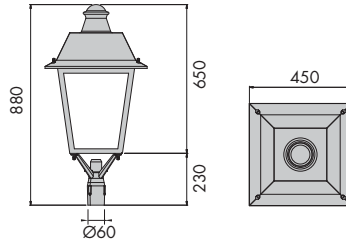
G-12

70W	MH	80-4793-BP-37
100W	MH	80-4795-BP-37
150W	MH	80-4797-BP-37

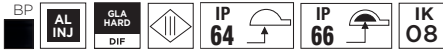
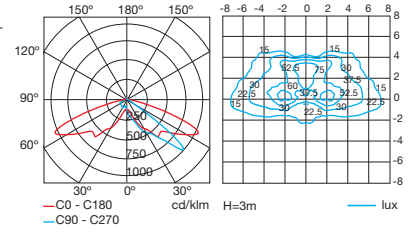
PGZ-12 COSMOWHITE

45W	MH	80-4595-BP-37
60W	MH	80-4596-BP-37
90W	MH	80-4597-BP-37

BOHEMIA SOLAR



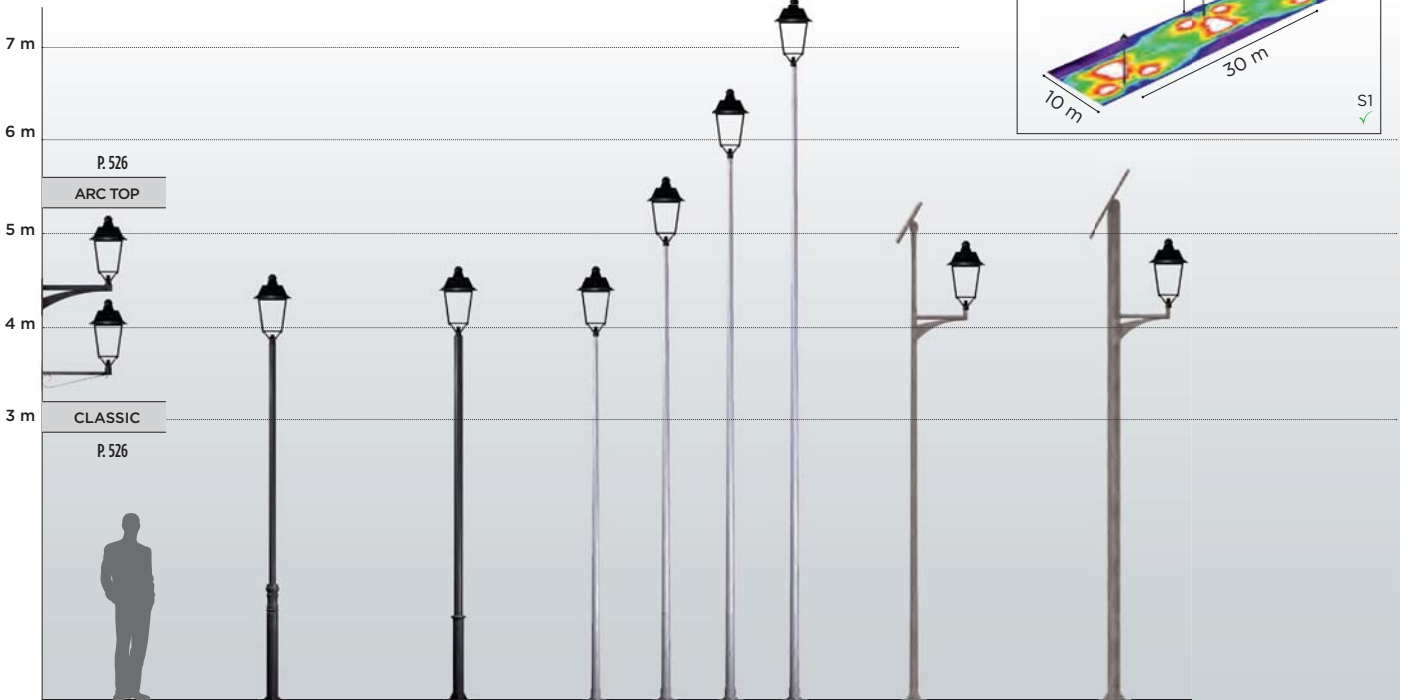
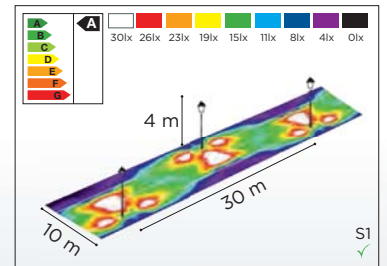
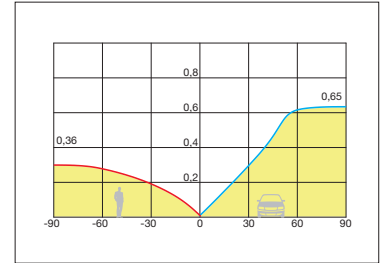
LED 45W 4000K
ULOR INST = 1,20%



12V



LED OSRAM		3000K NEW		4000K	
30W	20 LED	2.085/3.179 lm	80-3261-BP-CL	80-3261-BP-37	
45W	20 LED	3.127/4.379 lm	80-3262-BP-CL	80-3262-BP-37	
65W	28 LED	4.518/6.117 lm	80-3276-BP-CL	80-3276-BP-37	



CLASSIC P. 522 NIKOLSON P. 523 CONICAL P. 520 SOLAR-ECO TOP P. 525 SOLAR-TECH TOP P. 525



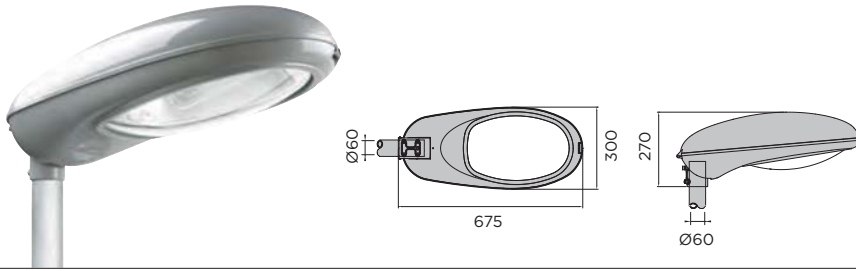
CLASSIC	4m	81-3123-BP-BP	71-4521-48-48	71-4524-48-48	✓	X	71-3148-48-48	X
NIKOLSON	4m	81-3145-BP-BP	71-4520-48-48	71-4524-48-48	✓	X	71-3128-48-48	X
CONICAL	7m	81-3149-AV-AV	71-4540-48-48	71-4525-48-48	✓	X	71-4531-48-48	X
	6m	81-4535-AV-AV	71-4539-48-48	71-4524-48-48	✓	X	71-4531-48-48	X
	5m	81-4534-AV-AV	71-4539-48-48	71-4524-48-48	✓	X	71-4531-48-48	X
	4m	81-3151-AV-AV	71-4520-48-48	71-4524-48-48	✓	X	71-4531-48-48	X
SOLAR-ECO TOP	5m	81-3256-AV-AV	71-4539-48-48	71-4524-48-48	✓	X	71-4531-48-48	P. 518
SOLAR-TECH TOP	5m	81-3255-AV-AV	71-4521-48-48	71-4525-48-48	✓	X	71-4531-48-48	P. 519
ARC TOP	ARM	82-3012-BP-BP						
CLASSIC	ARM	82-3124-BP-BP						



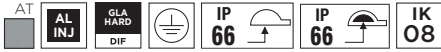
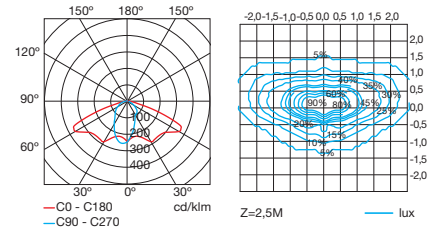
OUTDOOR | URBAN




ROADWAY HID



HPS 150W
ULOR INST = 0,00%



VOSSLOH
ELT 230V
50Hz



E-27

70W	HPS - MH	80-3071-AT-37
70W	HPS BIPOWER	80-3074-AT-37
70W	HPS BIPOWER TIMED	80-3083-AT-37

E-40

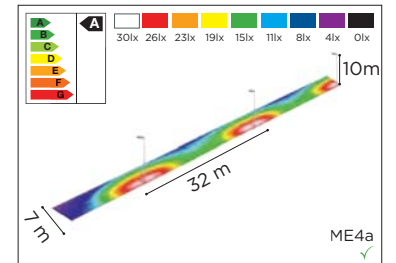
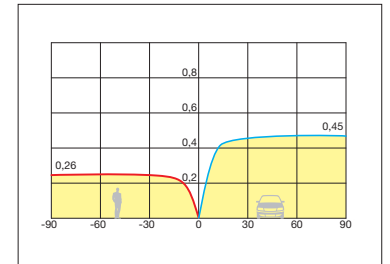
WITHOUT GEAR		
100W	HPS - MH	80-3072-AT-37
100W	HPS BIPOWER	80-3075-AT-37
100W	HPS BIPOWER TIMED	80-3084-AT-37
150W	HPS - MH	80-3073-AT-37
150W	HPS BIPOWER	80-3076-AT-37
150W	HPS BIPOWER TIMED	80-3085-AT-37
250W	HPS - MH	80-3081-AT-37
250W	HPS BIPOWER	80-3082-AT-37
250W	HPS BIPOWER TIMED	80-3086-AT-37
400W	HPS - MH	80-2674-AT-37
400W	HPS BIPOWER	80-3252-AT-37
400W	HPS BIPOWER TIMED	80-3253-AT-37

G-12

70W	MH	80-4838-AT-37
100W	MH	80-4840-AT-37
150W	MH	80-4842-AT-37

PGZ-12 COSMOWHITE PHILIPS

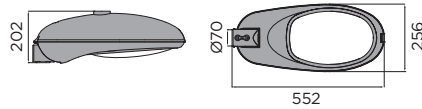
45W	MH	80-4598-AT-37
60W	MH	80-4599-AT-37
90W	MH	80-4600-AT-37
140W	MH	80-4601-AT-37



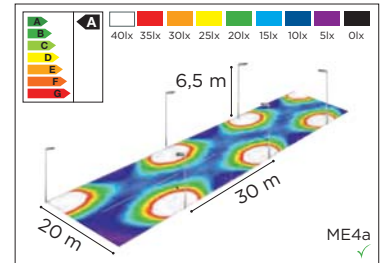
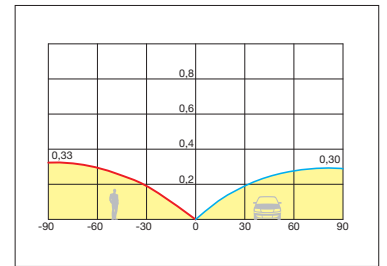
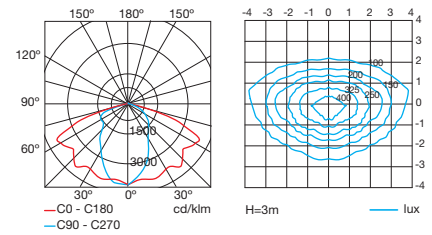
OUTDOOR | URBAN



MINI ROADWAY HID




HPS 150W
ULOR INST = 0,00%



AT AL INJ GLA HARD DIF IP 66 IP 66 IK 08

VOSSLOH 230V 50Hz



E-27

50W	HPS	80-2438-AT-37
50W	HPS BIPOWER	80-2442-AT-37
50W	HPS BIPOWER TIMED	80-2446-AT-37
70W	HPS - MH	80-2439-AT-37
70W	HPS BIPOWER	80-2443-AT-37
70W	HPS BIPOWER TIMED	80-2447-AT-37

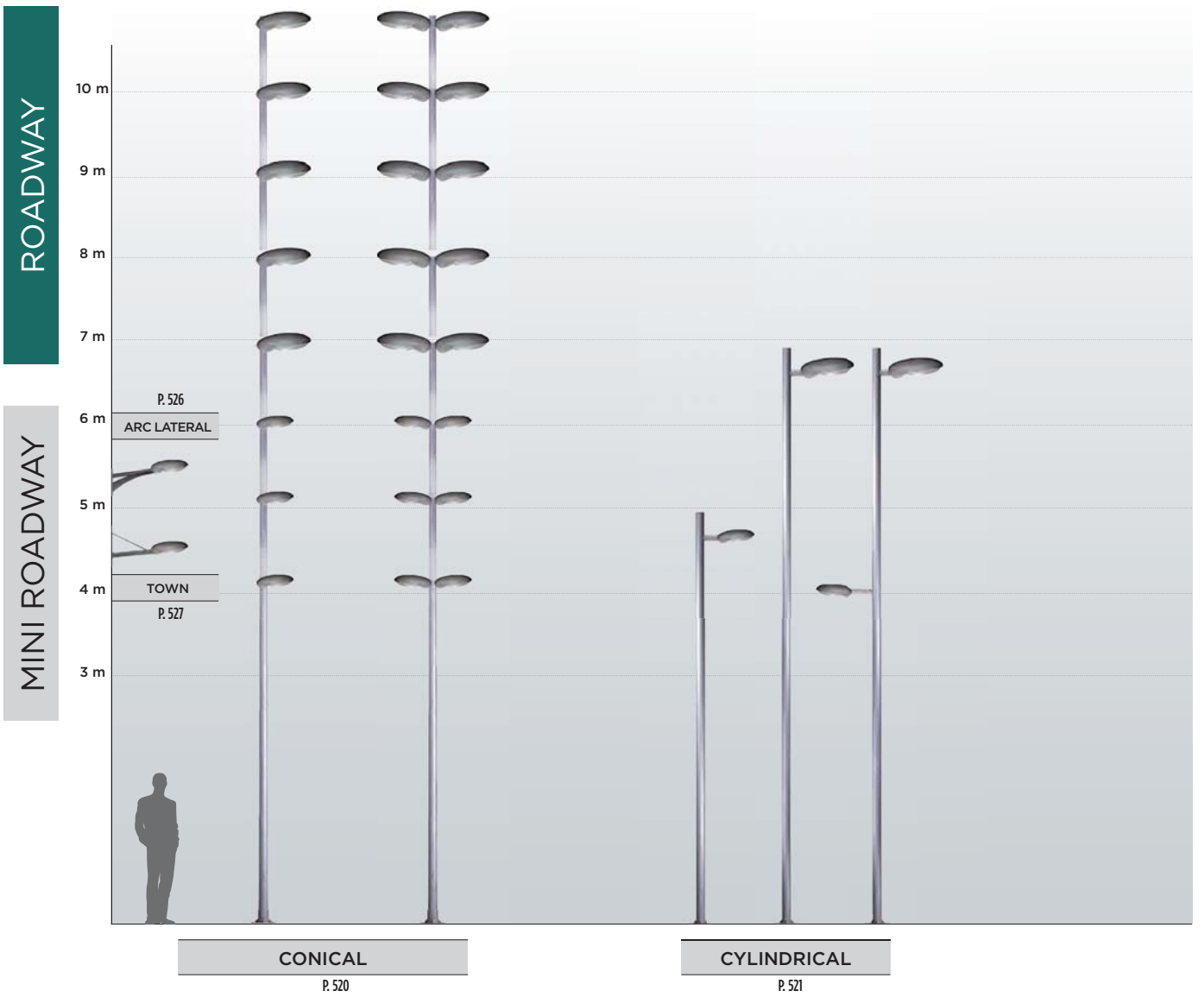
E-40

100W	HPS - MH	80-2440-AT-37
100W	HPS BIPOWER	80-2444-AT-37
100W	HPS BIPOWER TIMED	80-2448-AT-37
150W	HPS - MH	80-2441-AT-37
150W	HPS BIPOWER	80-2445-AT-37
150W	HPS BIPOWER TIMED	80-2449-AT-37



OUTDOOR | URBAN





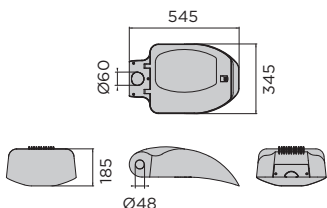
ROADWAY	CONICAL	10m	81-4538-AV-AV ■■	71-4541-48-48	71-4525-48-48	✓	71-4555-AV-AV ■■	71-4531-48-48
		9m	81-4537-AV-AV ■■	71-4540-48-48	71-4525-48-48	✓	71-4555-AV-AV ■■	71-4531-48-48
		8m	81-4536-AV-AV ■■	71-4540-48-48	71-4525-48-48	✓	71-4555-AV-AV ■■	71-4531-48-48
		7m	81-3149-AV-AV ■■	71-4540-48-48	71-4525-48-48	✓	71-4555-AV-AV ■■	71-4531-48-48
ROADWAY	CYLINDRICAL	7+ 4m	81-3133-AU-AU ■	71-4522-48-48	71-4525-48-48	✓	X	71-3128-48-48
		7m	81-3132-AU-AU ■	71-4522-48-48	71-4525-48-48	✓	X	71-3128-48-48
ROADWAY	ARC LATERAL	ARM	82-3030-BQ-BQ ■			✓		
ROADWAY	TOWN	ARM	82-3029-BQ-BQ ■			✓		

MINI ROADWAY	CONICAL	6m	81-4535-AV-AV ■■	71-4539-48-48	71-4524-48-48	71-4554-AV-AV ■■	71-4555-AV-AV ■■	71-4531-48-48
		5m	81-4534-AV-AV ■■	71-4539-48-48	71-4524-48-48	71-4554-AV-AV ■■	71-4555-AV-AV ■■	71-4531-48-48
		4m	81-3151-AV-AV ■■	71-4520-48-48	71-4524-48-48	71-4554-AV-AV ■■	71-4555-AV-AV ■■	71-4531-48-48
MINI ROADWAY	CYLINDRICAL	5m	81-3128-AU-AU ■	71-4539-48-48	71-4524-48-48	✓	X	71-3128-48-48
MINI ROADWAY	ARC LATERAL	ARM	82-3030-BQ-BQ ■			✓		
MINI ROADWAY	TOWN	ARM	82-3029-BQ-BQ ■			✓		

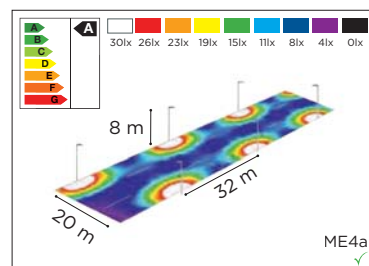
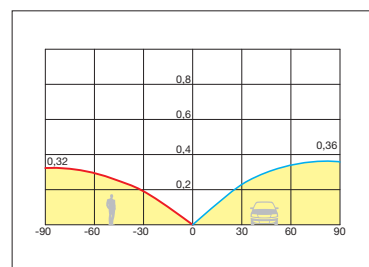
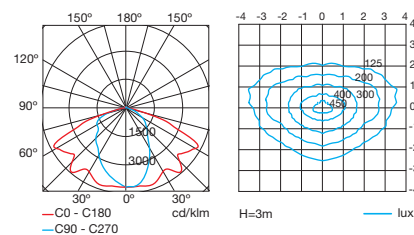




GAVINA HID



HPS 150W
ULOR INST = 0,01%



E-27

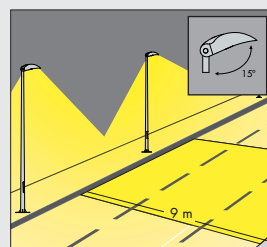
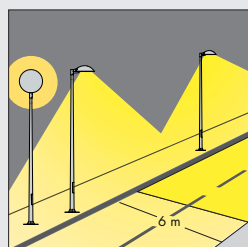
70W	HPS - MH	80-3044-BS-37
70W	HPS BIPOWER	80-3047-BS-37
70W	HPS BIPOWER TIMED	80-3054-BS-37

E-40


100W	HPS - MH	80-3045-BS-37
100W	HPS BIPOWER	80-3048-BS-37
100W	HPS BIPOWER TIMED	80-3055-BS-37
150W	HPS - MH	80-3046-BS-37
150W	HPS BIPOWER	80-3049-BS-37
150W	HPS BIPOWER TIMED	80-3056-BS-37

G-12

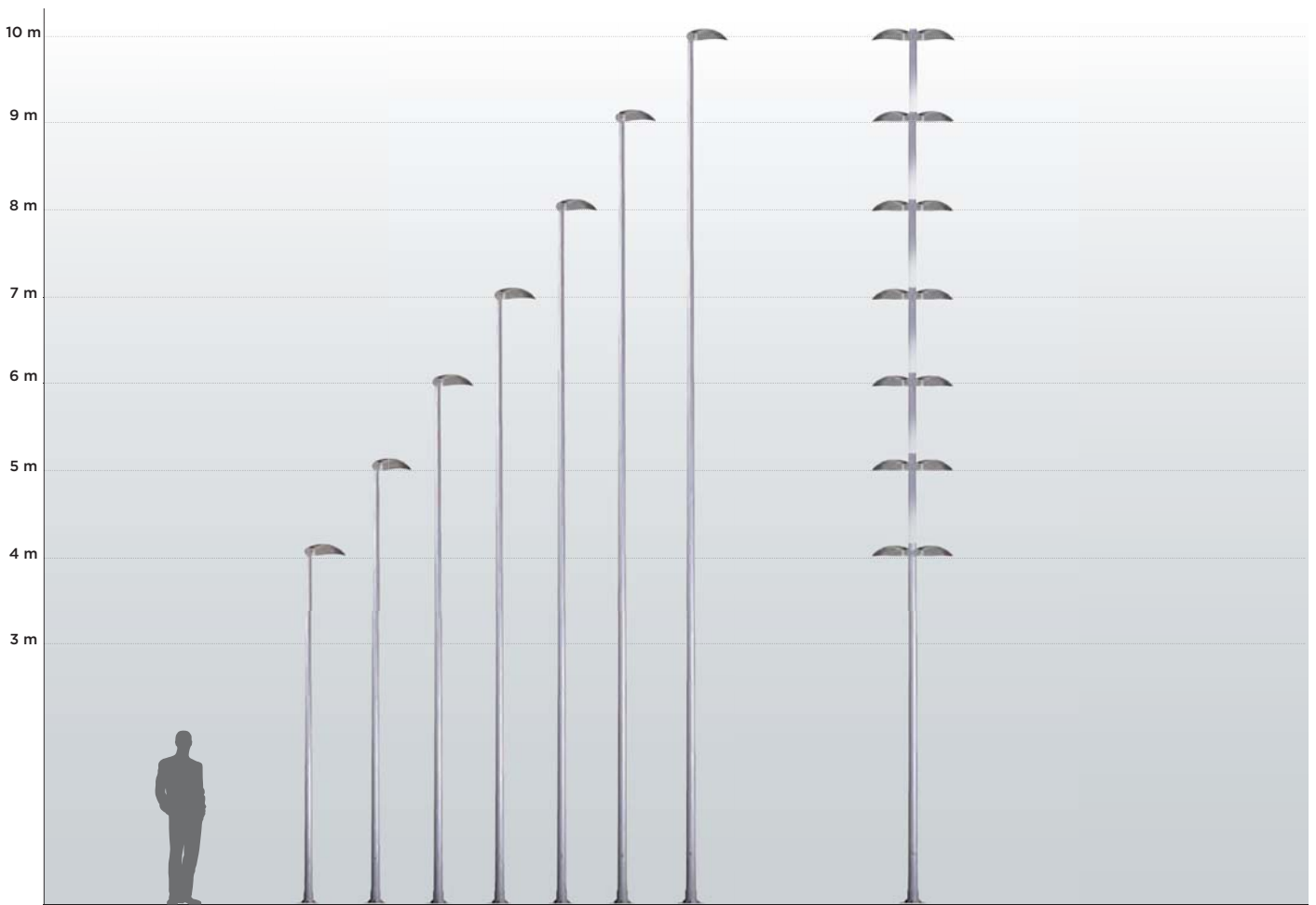
70W	MH	80-4829-BS-37
100W	MH	80-4831-BS-37
150W	MH	80-4833-BS-37



OUTDOOR | URBAN



GAVINA




CONICAL

P. 520



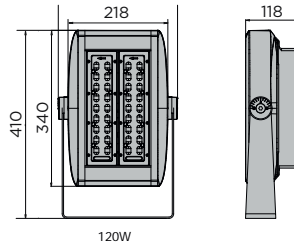
Height	Model 1	Model 2	Model 3	Model 4	Model 5	Model 6	Model 7
10m	81-4538-AV-AV	71-4541-48-48	71-4525-48-48	✓	71-3044-AV-AV	71-4531-48-48	
9m	81-4537-AV-AV	71-4540-48-48	71-4525-48-48	✓	71-3044-AV-AV	71-4531-48-48	
8m	81-4536-AV-AV	71-4540-48-48	71-4525-48-48	✓	71-3044-AV-AV	71-4531-48-48	
7m	81-3149-AV-AV	71-4540-48-48	71-4525-48-48	✓	71-3044-AV-AV	71-4531-48-48	
6m	81-4535-AV-AV	71-4539-48-48	71-4524-48-48	✓	71-3044-AV-AV	71-4531-48-48	
5m	81-4534-AV-AV	71-4539-48-48	71-4524-48-48	✓	71-3044-AV-AV	71-4531-48-48	
4m	81-3151-AV-AV	71-4520-48-48	71-4524-48-48	✓	71-3044-AV-AV	71-4531-48-48	



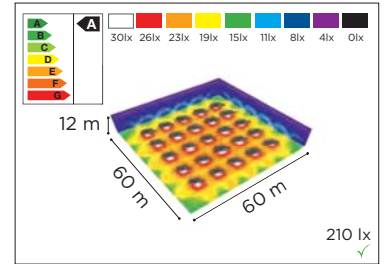
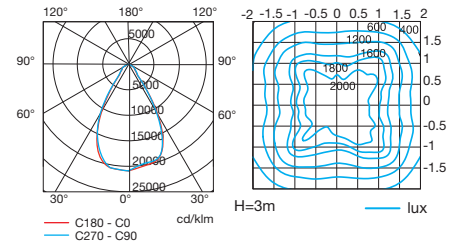


PREMIER


NEW



LED 120W 4000K
ULOR INST = 0%



LED LUMILED	4000K
120W 36 LED 10.800 lm	80-4972-BQ-M2



Protección sobretensiones 10kV. /
Surge protection 10kV. /
Protecteur de surtension 10kV. /
Überspannungsschutz 10kV /
Protetto dalla sovrensione da 10kV. /
Сетевой фильтр 10kV. /
Zabezpieczenie Przeciwprzeięciowe 10kV. /



OUTDOOR | URBAN

Cambia a fuente de luz led sin sustituir la luminaria y benefíciese de las ventajas de la tecnología led.

Change to led light source without replacing the luminaire and benefit from the advantages of led technology.

Passez à une source lumineuse led sans changer de luminaire et profitez des avantages de la technologie led.


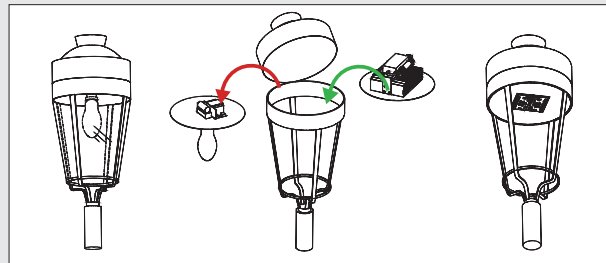
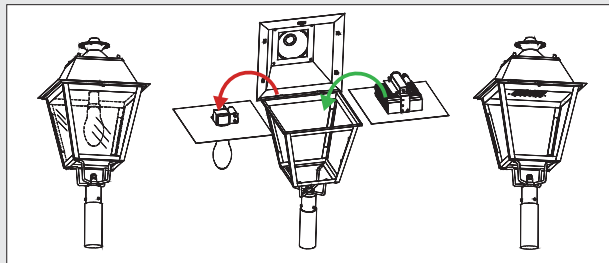
Zum wechsel der led-lichtquelle ohne auswechseln der leuchte, um die vorteile der led-technologie zu nutzen.

Cambia e scegli una fonte di luce led senza sostituire la lampada e beneficia dei vantaggi della tecnologia led.

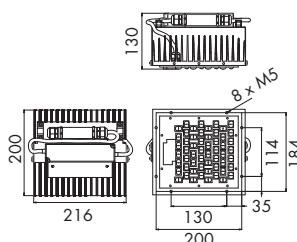
Troque a fonte de luz led sem substituir a luminária e beneficie das vantagens da tecnologia led.

Перейдите на светоизлучающие диоды без замены светильников и воспользуйтесь преимуществами светодиодных технологий.

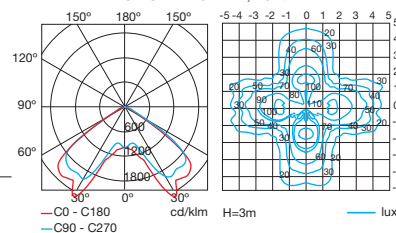
Przejdź na źródło światła opartego na diodach bez wymieniaania oprawy oświetleniowej i skorzystaj z zalet technologii led.



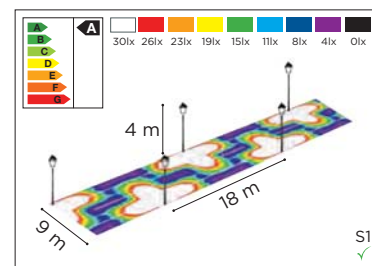
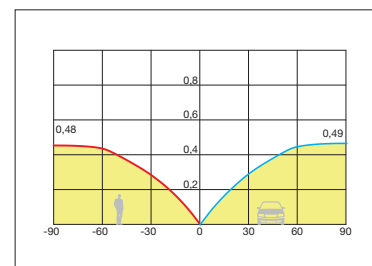
LED KIT



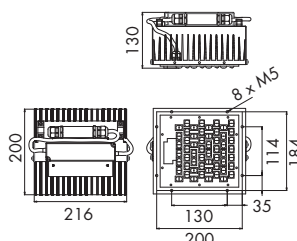
LED 45W 4000K
ULOR INST = 1,20%



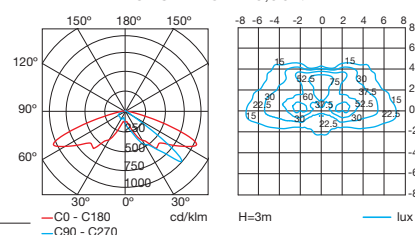
LED OSRAM			3000K NEW	4000K
30W	16 LED	2.040/3.103 lm	71-2474-05-CL ⁽¹⁾	71-2474-05-M2 ⁽¹⁾
45W	20 LED	3.060/4.283 lm	71-1938-05-CL ⁽¹⁾	71-1938-05-M2 ⁽¹⁾
65W	28 LED	4.420/5.970 lm	71-2654-05-CL ⁽¹⁾	71-2654-05-M2V1 ⁽¹⁾



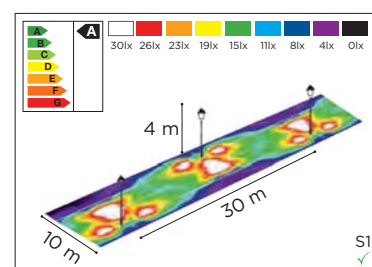
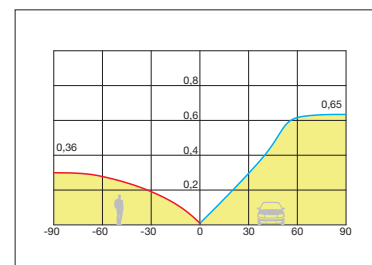
LED KIT



LED 45W 4000K
ULOR INST = 0,99%



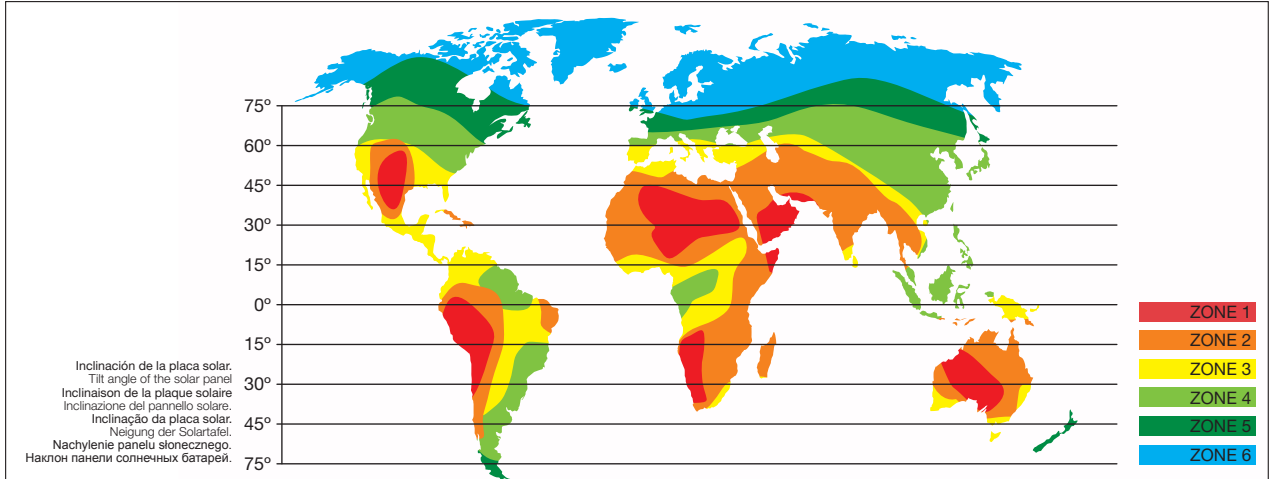
LED OSRAM			3000K NEW	4000K
30W	16 LED	2.085/3.179 lm	71-2473-05-CL ⁽¹⁾	71-2473-05-M2 ⁽¹⁾
45W	20 LED	3.127/4.379 lm	71-1939-05-CL ⁽¹⁾	71-1939-05-M2 ⁽¹⁾
65W	28 LED	4.517/6.117 lm	71-2625-05-CL ⁽¹⁾	71-2625-05-M2V1 ⁽¹⁾



(1) NOTA: EL PRECIO NO INCLUYE LA CHAPA METÁLICA PARA ADAPTAR EL KIT LED A LA LUMINARIA DEL CLIENTE.
 (1) NOTE: THE PRICE DOES NOT INCLUDE THE METAL PLATE TO ADAPT THE LED KIT TO THE CLIENT'S LUMINAIRE.
 (1) N. B. : LE PRIX NE COMPREND PAS LA PLAQUE MÉTALLIQUE NÉCESSAIRE POUR ADAPTER LE KIT LED AU LUMINAIRE DU CLIENT.
 (1) HINWEIS: IM PREIS NICHT ENTHALTEN IST DAS METALLBLECH ZUR ANPASSUNG DES LED-KITS AN DIE LEUCHE DES KUNDEN.
 (1) NOTA: IL PREZZO NON COMPRENDE LA LASTRA METALLICA PER ADATTARE IL KIT LED ALLA LUCE DEL CLIENTE.
 (1) NOTA: O PREÇO NÃO INCLUI A CHAPA METÁLICA PARA ADAPTAR O KIT LED À LUMINÁRIA DO CLIENTE.
 (1) ПРИМЕЧАНИЕ: В ЦЕНУ НЕ ВКЛЮЧЕНА МЕТАЛЛИЧЕСКАЯ ПЛАСТИНА ДЛЯ АДАПТАЦИИ СВЕТОДИОДНЫХ КОМПЛЕКТОВ К СВЕТИЛЬНИКАМ КЛИЕНТА.
 (1) UWAGA: CENA NIE OBEJMUJE METALOWEJ BLACHY DO DOSTOSOWANIA ZESTAWU LED DO OPRAWY OŚWIETLENIOWEJ KLIENТА.

OUTDOOR | URBAN

Zonas según radiación solar anual media (kWh/m²)
 Zones by average annual solar radiation (kWh/m²)
 Zones en fonction de la radiation solaire annuelle moyenne (kWh/m²)
 Zone in base alla radiazione solare media annua (kWh/m²)
 Zonas segundo a radiação solar anual média (kWh/m²)
 Bereiche nach durchschnittlicher jährlicher Sonneneinstrahlung (kWh/m²)
 Strefy w zależności od średniego rocznego promieniowania słonecznego (kWh/m²)
 Зоны в соответствии со среднегодовой солнечной радиацией (кВтч/м²)



SOLAR-ECO® KIT



El código incluye un panel fotovoltaico con soporte regulable y un armario anti-vandálico con batería y controlador.

Autonomía de dos días. Cinco posibilidades de regulación: 2h, 4h, 6h, "3h + apagado + 1h" y "4h + apagado + 2h". Batería con 700 ciclos de carga garantizados.

O código inclui um painel fotovoltaico com suporte regulável e um armário antivandalismo com bateria e controlador.

Autonomia de dois dias. Cinco possibilidades de regulação: 2 h, 4 h, 6 h, "3 h + apagado + 1 h" e "4 h + apagado + 2 h". Bateria com 700 ciclos de carga garantidos.

The code includes a photovoltaic panel with adjustable support and an anti-vandal cabinet with battery and controller.

Two-day autonomy. Five possible settings: 2h, 4h, 6h, "3h + off + 1h" and "4h + off + 2h". Battery with 700 charge cycles guaranteed.

Zum Lieferumfang des Artikels gehört eine Solartafel mit regulierbarer Halterung und ein vandalismussicherer Schaltschrank mit Akku und Steuerung.

Zwei Tage Betriebsautonomie. Fünf Einstelloptionen: 2Std., 4Std., 6 Std., "3Std. + Aus + 1Std." und "4Std. + Aus + 2Std.". Akku mit garantierten 700 Ladezyklen.

Le produit comprend un panneau photovoltaïque avec support réglable et une armoire antivandalisme munie d'une batterie et d'un contrôleur.

Deux jours d'autonomie. Cinq possibilités de réglage : 2 h, 4 h, 6 h, « 3 h + éteint + 1 h » et « 4 h + éteint + 2 h ». Batterie garantissant 700 cycles de charge.

КОМПЛЕКТ АРТИКУЛА ВКЛЮЧАЕТ В СЕБЯ ФОТОЭЛЕКТРИЧЕСКИЕ ПАНЕЛИ С РЕГУЛИРУЕМЫМ КРОНШТЕЙНОМ И ШКАФ С ЗАЩИТОЙ ОТ ВАНДАЛОВ С АККУМУЛЯТОРОМ И КОНТРОЛЛЕРОМ.

ДВУХДНЕВНАЯ АВТОНОМНАЯ РАБОТА. ПЯТЬ ВОЗМОЖНЫХ НАСТРОЕК: 2 Ч, 4 Ч, 6 Ч, "3 Ч + ВЫКЛ + 1 Ч" И "4 Ч + ВЫКЛ + 2 Ч". АККУМУЛЯТОР С ГАРАНТИРОВАННЫМ КОЛИЧЕСТВОМ ЦИКЛОВ ЗАРЯДКИ (700 ЦИКЛОВ).

Il codice comprende un pannello fotovoltaico con supporto regolabile e un armadio antivandalo con batteria e regolatore.

Autonomia di due giorni. Cinque possibilità di regolazione: 2h, 4h, 6h, "3h + spento + 1h" e "4h + spento + 2h". Batteria con 700 cicli di carica garantiti.

Ten kod obejmuje panel fotowoltaiczny z regulowanym wspornikiem oraz szafę antywłamaniową z baterią i nastawnikiem.

Autonomia przez dwa dni. Pięć możliwości regulacji: 2h, 4h, 6h, "3h + wygaszenie + 1h" i "4h + wygaszenie + 2h". Bateria o zagwarantowanych 700 cyklach ładowania.



	30W	45W
	2 ☾	2 ☾
ZONE 1	71-3255-00-00 (100%)*	71-3256-00-00 (100%)*
ZONE 2	71-3255-00-00 (100%)*	71-3256-00-00 (100%)*
ZONE 3	71-3255-00-00 (100%)*	71-3256-00-00 (100%)*
ZONE 4	71-3257-00-00 (100%)*	71-3256-00-00 (100%)*

SOLAR-TECH® KIT



El código incluye un panel fotovoltaico con soporte regulable y un armario anti-vandálico con batería y controlador.

The code includes a photovoltaic panel with adjustable support and an anti-vandal cabinet with battery and controller.

Le produit comprend un panneau photovoltaïque avec support réglable et une armoire antivandalisme munie d'une batterie et d'un contrôleur.

Il codice comprende un pannello fotovoltaico con supporto regolabile e un armadio antivandalo con batteria e regolatore.

Regulación por mppt. Compatible con sensor de presencia, comunicación rf y alimentación por red eléctrica. Reloj astronómico interno. Función "nunca apagado". Fusibles integrados y led de control de estado. Batería con 1.500 Ciclos de carga garantizados.

Mppt regulation. Compatible with presence detector, rf communication and power via mains supply. Internal astronomical clock. "Never off" function. Integrated fuses and status control leds. Battery with 1500 charge cycles guaranteed.

Réglage par mppt. Compatible avec détecteur de présence, communication rf et alimentation par réseau électrique. Horloge astronomique interne. Fonction « jamais éteint ». Fusibles intégrés et led de contrôle d'état. Batterie garantissant 1 500 cycles de charge.

Regolazione per mppt. Compatible con sensore di presenza, comunicazione rf e alimentazione tramite rete elettrica. Orologio astronomico interno. Funzione "mai spento". Fusibili integrati e led di controllo di stato. Batteria con 1500 cicli di carica garantiti.



ESENCIAL



ELIPSE



MERIDIAN



BOHEMIA

O código inclui um painel fotovoltaico com suporte regulável e um armário antivandalismo com bateria e controlador.

Zum Lieferumfang des Artikels gehört eine Solartafel mit regulierbarer Halterung und ein vandalismussicherer Schaltschrank mit Akku und Steuerung.

КОМПЛЕКТ АРТИКУЛА ВКЛЮЧАЕТ В СЕБЯ ФОТОЭЛЕКТРИЧЕСКИЕ ПАНЕЛИ С РЕГУЛИРУЕМЫМ КРОНШТЕЙНОМ И ШКАФ С ЗАЩИТОЙ ОТ ВАНДАЛОВ С АККУМУЛЯТОРОМ И КОНТРОЛЛЕРОМ.

Ten kod obejmuje panel fotowoltaiczny z regulowanym wspornikiem oraz szafę antywłamaniową z baterią i nastawnikiem.

Regulação por mppt. Compatível com sensor de presença, comunicação rf e alimentação por rede elétrica. Relógio astronómico interno. Função "nunca apagado". Fusíveis integrados e led de controlo de estado. Batería com 1500 ciclos de carga garantidos.

Regulierung per mppt. Kompatibel mit anwesenheitssensor, funk-datenübertragung und anschluss ans stromnetz. Mit integrierter astronomischer uhr. Immer-an-funktion. Mit integrierten sicherungen und led zur statuskontrolle. Akku mit garantierten 1500 ladezyklen.

РЕГУЛИРОВКА С ПОМОЩЬЮ МРРТ. СОВМЕСТИМОСТЬ С ДАТЧИКОМ ПРИСУТСТВИЯ, РАДИОСВЯЗЬЮ И ЭЛЕКТРИЧЕСКОЙ СЕТЬЮ ПИТАНИЯ. ВНУТРЕННИЕ АСТРОНОМИЧЕСКИЕ ЧАСЫ. ФУНКЦИЯ " НИКОГДА НЕ ВЫКЛЮЧЕН". ВСТРОЕННЫЕ ПРЕДОХРАНИТЕЛИ И СВЕТОДИОД КОНТРОЛЯ СОСТОЯНИЯ. АККУМУЛЯТОР С ГАРАНТИРОВАННЫМ КОЛИЧЕСТВОМ ЦИКЛОВ ЗАРЯДКИ 1.500.

Regulacja za pomocą mppt. Kompatybilna z czujnikiem obecności, łączność częstotliwością radiową i zasilanie z sieci elektrycznej. Wewnętrzny zegar astronomiczny. Funkcja "nigdy niewyłączony". Wbudowane bezpieczniki i led kontroli stanu. Bateria o zagwarantowanych 1500 cyklach ładowania.

	30W		45W		65W
	3 ☾	6 ☾	2 ☾	4 ☾	3 ☾
ZONE 1	71-2468-00-00 (100%)*	71-2467-00-00 (100%)*	71-2468-00-00 (85%)*	71-2467-00-00 (85%)*	71-4768-00-00 (95%)*
ZONE 2	71-2468-00-00 (95%)*	71-2467-00-00 (95%)*	71-4769-00-00 (100%)*	71-4768-00-00 (100%)*	71-4768-00-00 (85%)*
ZONE 3	71-2468-00-00 (90%)*	71-2467-00-00 (90%)*	71-4769-00-00 (95%)*	71-4768-00-00 (95%)*	71-2509-00-00 (100%)*
ZONE 4	71-4769-00-00 (100%)*	71-4768-00-00 (100%)*	71-4769-00-00 (90%)*	71-4768-00-00 (90%)*	71-2509-00-00 (85%)*
ZONE 5	71-4769-00-00 (90%)*	71-4768-00-00 (90%)*	71-2508-00-00 (90%)*	71-2509-00-00 (90%)*	

*PROMEDIO DE FLUJO LUMÍNICO ANUAL GARANTIZADO.

*AVERAGE ANNUAL LUMINOUS FLUX GUARANTEED.

*MOYENNE DE FLUX LUMINEUX ANNUEL GARANTI.

*GARANTIERER JÄHRLICHER DURCHSCHNITTLICHTFLUSS.

*MEDIA DI FLUSSO LUMINOSO ANNUO GARANTITA.

*MÉDIA DE FLUXO LUMINOSO ANUAL GARANTIDA.


*ГАРАНТИРОВАННЫЙ СРЕДНИЙ ГОДОВОЙ СВЕТОВОЙ ПОТОК.



*ZAGWARANTOWANA ŚREDNIA ROCZNA STRUMIENIA ŚWIETLNEGO.



OUTDOOR | URBAN








CONICAL



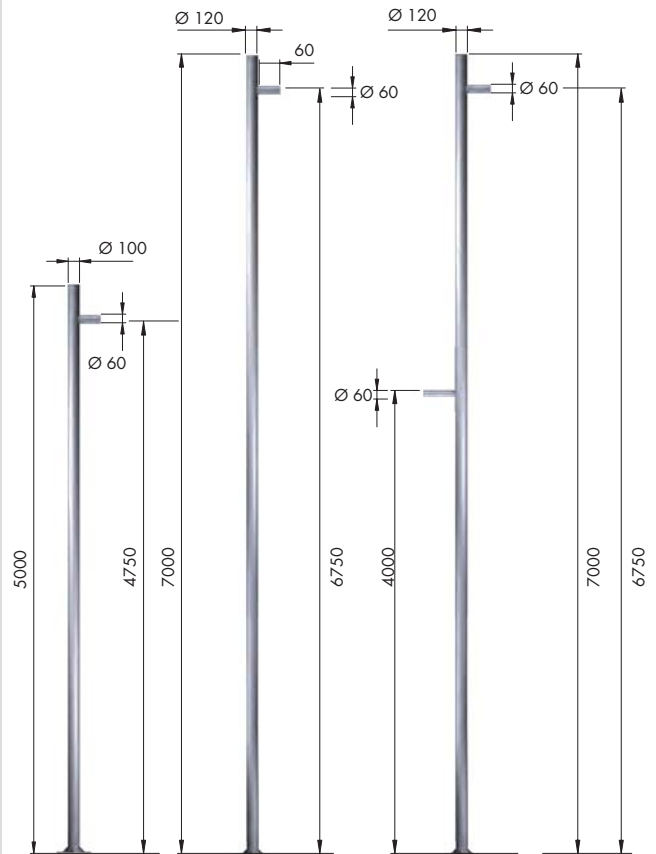
(1)  

71-4554-AV-AV 71-4555-AV-AV



CONICAL	10m	81-4538-AV-AV 	71-4541-48-48	71-4525-48-48	71-4531-48-48
	9m	81-4537-AV-AV 	71-4540-48-48	71-4525-48-48	71-4531-48-48
	8m	81-4536-AV-AV 	71-4540-48-48	71-4525-48-48	71-4531-48-48
	7m	81-3149-AV-AV 	71-4540-48-48	71-4525-48-48	71-4531-48-48
	6m	81-4535-AV-AV 	71-4539-48-48	71-4524-48-48	71-4531-48-48
	5m	81-4534-AV-AV 	71-4539-48-48	71-4524-48-48	71-4531-48-48
	4m	81-3151-AV-AV 	71-4520-48-48	71-4524-48-48	71-4531-48-48

CYLINDRICAL



OUTDOOR | URBAN



CYLINDRICAL	4+7m	81-3133-AU-AU ■	71-4522-48-48	71-4525-48-48	71-3128-48-48
	7m	81-3132-AU-AU ■	71-4522-48-48	71-4525-48-48	71-3128-48-48
	5m	81-3128-AU-AU ■	71-4539-48-48	71-4524-48-48	71-3128-48-48

CLASSIC




ELIPSE



MERIDIAN



BOHEMIA



CLASSIC

4m

81-3123-BP-BP ■

71-4521-48-48

71-4524-48-48

71-3148-48-48

NIKOLSON




ELIPSE



MERIDIAN



BOHEMIA



NIKOLSON

4m

81-3145-BP-BP ■

71-4520-48-48


71-4524-48-48

71-3128-48-48



OUTDOOR | URBAN

PROMENADE



PROMENADE



PROMENADE	5 + 3 m	81-3140-AU-AU ■	71-4539-48-48	71-4524-48-48	71-4531-48-48
	5 m	81-3140-AU-AU ■	71-4539-48-48	71-4524-48-48	71-4531-48-48
	3 m	81-3137-AU-AU ■	71-4520-48-48	71-4524-48-48	71-4531-48-48

SOLAR



 LATERAL



ESENCIAL



ELIPSE


 TOP



MERIDIAN




BOHEMIA



SOLAR-ECO LATERAL








SOLAR-TECH LATERAL



SOLAR-ECO TOP

SOLAR-TECH TOP



								
SOLAR-ECO LATERAL	5m	81-3257-AV-AV ■	71-4539-48-48	71-4524-48-48	✓	X	71-4531-48-48	P. 518
SOLAR-TECH LATERAL	5m	81-4768-AV-AV ■	71-4521-48-48	71-4525-48-48	✓	X	71-4531-48-48	P. 519
SOLAR-ECO TOP	5m	81-3256-AV-AV ■	71-4539-48-48	71-4524-48-48	✓	X	71-4531-48-48	P. 518
SOLAR-TECH TOP	5m	81-3255-AV-AV ■	71-4521-48-48	71-4525-48-48	✓	X	71-4531-48-48	P. 519

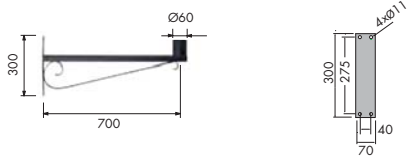


OUTDOOR | URBAN

CLASSIC



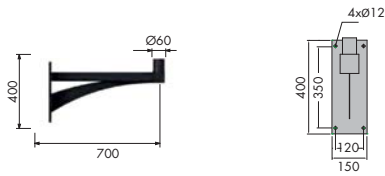
CLASSIC 82-3124-BP-BP ■



ARC TOP



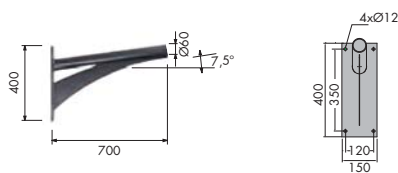
ARC TOP 82-3012-BP-BP ■



ARC LATERAL



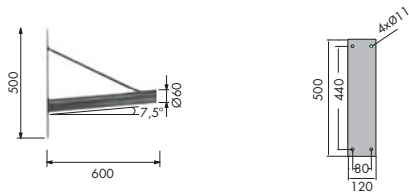
ARC LATERAL 82-3030-BQ-BQ ■



TOWN




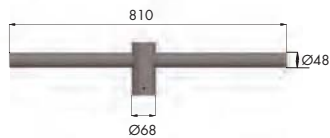
TOWN 82-3029-BQ-BQ ■



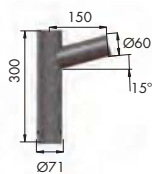
BRACKETS



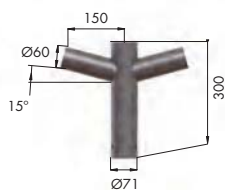
GAVINA DOUBLE BRACKET 71-3044-AV-AV ■■



SINGLE BRACKET 71-4554-AV-AV ■■



DOUBLE BRACKET 71-4555-AV-AV ■■



PIILED ADAPTER 71-4553-AV-AV ■■






OUTDOOR



CROWNE PLAZA HOTEL. LIÈGE, BELGIUM



Visera + 2 reflectores incluidos
 Visor + 2 reflectors included
 Visière + 2 réflecteurs compris
 einschl. Schirm + 2 Reflektoren
 Visiera + 2 riflettori inclusi
 Viseira + 2 reflectores incluidos
 Прилагается защитный козырек + 2 отражателя
 Ostona + 2 odbłyśniki w komplecie

HUBBLE NEW

05-9501-34-37V1 ■

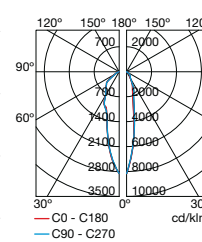
G8,5 35W HID A++ C

34 AL PUR GLA TRAN DIF IP 65 IK 05 0,2M

E FULHAM 100V 240V 50-60 Hz

±90° 360° 28° 18° 2 R

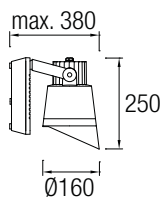
Reflector B Reflector A



G8,5 35W

D(m)	MedLux	D(m)	MedLux
0.50	1668	0.29	4860
1.00	417	0.58	1215
1.50	185	0.87	540
2.00	104	1.17	304
2.49	67	1.46	194

H Alpha=14.0°+14.0° Alpha=8.3°+8.3°



HUBBLE

05-9474-34-37V1 ■ 70W 100-240V NEW

05-9502-34-37 ■ 150W 220-240V

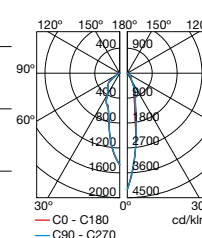
G12 HID A++ C

34 AL PUR GLA TRAN DIF IP 65 IK 05 0,5M

E OSRAM FULHAM 50-60 Hz

±90° 360° 53° 25° 2 R

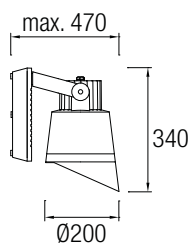
Reflector B Reflector A



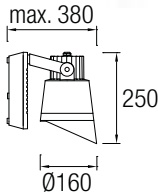
G12 70W

D(m)	MedLux	D(m)	MedLux
1.05	1709	0.46	6513
2.09	427	0.92	1628
3.14	190	1.38	724
4.18	107	1.85	407
5.23	68	2.31	261

H Alpha=26.5°+26.5° Alpha=12.7°+13.3°



SPOTLIGHTS

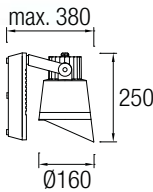
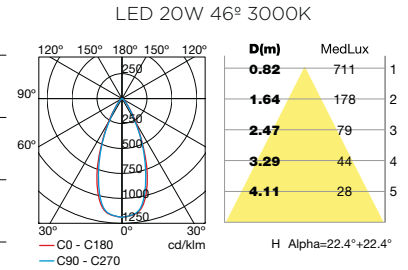


HUBBLE NEW

- 05-9626-34-CL 46° 3000K 1458 lm
- 05-9626-34-CM 46° 4000K 1656 lm
- 05-9850-34-CL 29° 3000K 1458 lm
- 05-9850-34-CM 29° 4000K 1656 lm
- 05-9849-34-CL 8° 3000K 1458 lm
- 05-9849-34-CM 8° 4000K 1656 lm

9 LED CREE 20W A++>>A

34	AL PUR	GLA TRAN DIF		IP 65	IK 05	
	TCI	1.10V	DALI	PUSH	100V 240V	50-60 Hz

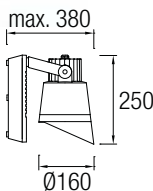


HUBBLE NEW

- 05-9830-34-37 46°
- 05-9861-34-37 29°
- 05-9859-34-37 8°

9 LED CREE 14W **RGBEASY+** 490lm A++>>A

34	AL PUR	GLA TRAN DIF		IP 65	IK 05	
	P.787					



HUBBLE NEW

- 05-9831-34-37 46°
- 05-9862-34-37 29°
- 05-9860-34-37 8°

9 LED CREE 14W **RGBDMX** 490lm A++>>A

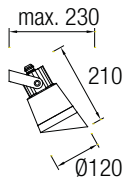
34	AL PUR	GLA TRAN DIF		IP 65	IK 05	
	MEANWELL+ CONTROLLER	DMX		100V 240V	50-60 Hz	



Visera inclusa
 Visor included
 Visière comprise
 einschl. Schirm
 Visiera inclusa
 Visiera incluida
 Прилагается защитный козырек
 Ostona w komplecie



PANS & COMPANY SABADELL. BARCELONA, SPAIN.



HUBBLE

05-9722-05-37 ■

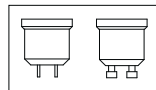
05-9722-14-37 NEW

GU-10/MR-16 max. 35W / max. L= 80mm
Halogen - Fluorescent

A++ >>> C

05	14	TEC POLI	GLA TRAN DIF	□	IP 65	IK 06	0,5M
----	----	----------	--------------	---	-------	-------	------

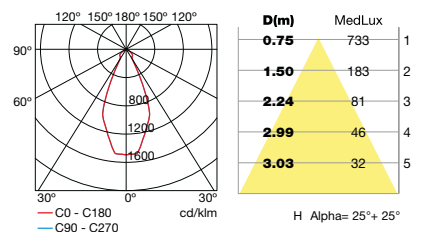
--	--	--	--

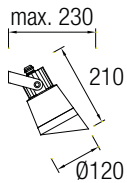


GU5.3 + GU10



GU-10 35W



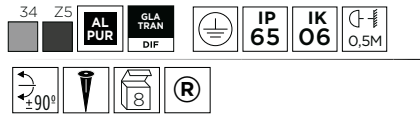


HUBBLE

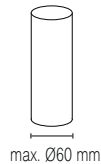
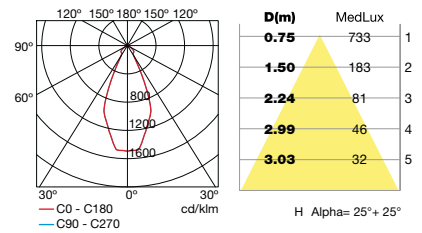
05-9416-34-37 ■
05-9416-Z5-37 ■

GU-10 max. 50W / max. L= 80mm
 Halogen - Fluorescent

A++ >>> C




GU-10 50W



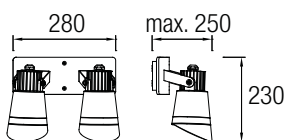
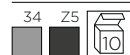
71-9746-05-05 ■

Accesorio para / Accessory for / Accessoire pour / Zubehör für / Accessorio per / Acessório para / Принадлежность для / Akcesorium do **05-9416, 05-9722**



71-9487-34-34 ■
71-9487-Z5-Z5 ■

Accesorio para / Accessory for / Accessoire pour / Zubehör für / Accessorio per / Acessório para / Принадлежность для / Akcesorium do **05-9416, 05-9722**



HUBBLE

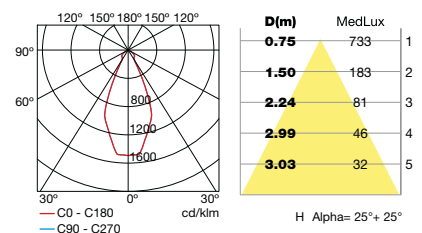
05-9553-34-37 ■

2 x GU-10 max. 50W / max. L= 80mm
 Halogen - Fluorescent

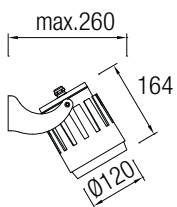
A++ >>> C



GU-10 50W



Visera incluida
 Visor included
 Visière comprise
 einsch. Schirm
 Visiera inclusa
 Viseira incluida
 Прилагается защитный козырек
 Osłona w komplecie



POWELL NEW

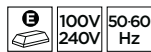
05-9856-34-CL ■ 32° 3000K 1458 lm

05-9856-34-CM ■ 32° 4000K 1656 lm

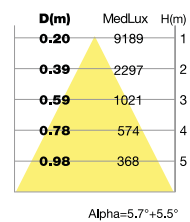
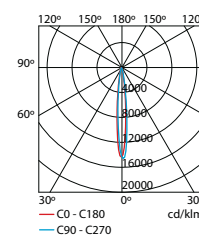
05-9731-34-CL ■ 11° 3000K 1458 lm

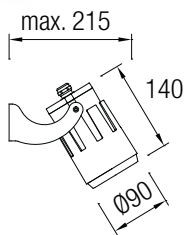
05-9731-34-CM ■ 11° 4000K 1656 lm

9 LED CREE 19,5W A++ >>> A



LED 3000K 19,5W

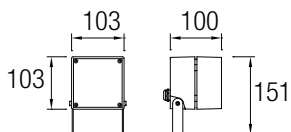




POWELL NEW

- 05-9858-34-CL** ■ 32° 3000K 486 lm
- 05-9858-34-CM** ■ 32° 4000K 552 lm
- 05-9813-34-CL** ■ 11° 3000K 486 lm
- 05-9813-34-CM** ■ 11° 4000K 552 lm

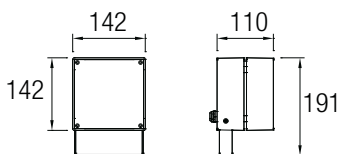
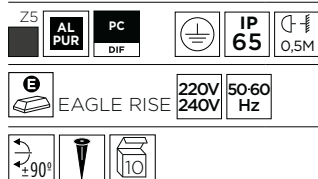
3 LED CREE 6,5W **A++ >>> A**



CUBE NEW

- 05-9852-Z5-CL** ■ 70° 3000K 1540 lm
- 05-9852-Z5-CM** ■ 70° 4000K 1820 lm
- 05-9851-Z5-CL** ■ 29° 3000K 1540 lm
- 05-9851-Z5-CM** ■ 29° 4000K 1820 lm
- 05-9787-Z5-CL** ■ 14° 3000K 1540 lm
- 05-9787-Z5-CM** ■ 14° 4000K 1820 lm


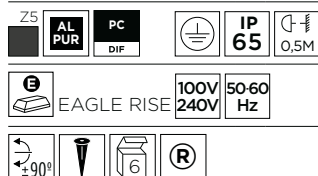
5 LED CREE 14,5W **A++ >>> A**



CUBE NEW

- 05-9854-Z5-CL** ■ 70° 3000K 3168 lm
- 05-9854-Z5-CM** ■ 70° 4000K 3744 lm
- 05-9853-Z5-CL** ■ 29° 3000K 3168 lm
- 05-9853-Z5-CM** ■ 29° 4000K 3744 lm
- 05-9788-Z5-CL** ■ 14° 3000K 3168 lm
- 05-9788-Z5-CM** ■ 14° 4000K 3744 lm

9 LED CREE 32,5W **A++ >>> A**



- 71-9487-34-34** ■
- 71-9487-Z5-Z5** ■

Accesorio para / Accessory for / Accessoire pour / Zubehör für /
 Accessorio per / Acessório para / Принадлежность для / Akcesorium
 do **05-9856, 05-9731, 05-9858, 05-9813, 05-9851, 05-9852,**
05-9787, 05-9853, 05-9854, 05-9788






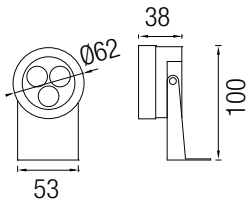
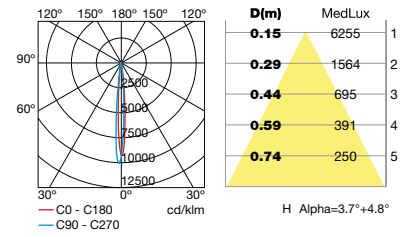
MIDI

05-3358-N3-37

3 LED CREE max. 7,1W 4000K 510lm **A++ >>> A**



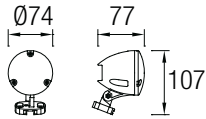
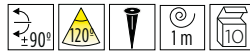
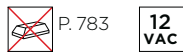
LED 7,1W



ESPARTA **NEW**

05-9798-05-CL

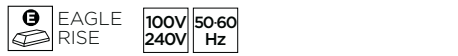
9 LED 3W 3000K 300lm **A++ >>> A**



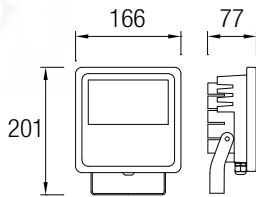
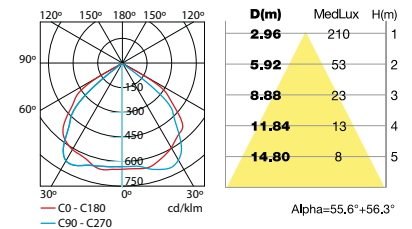
PROY

05-9739-05-37

LED CITIZEN 20W 3000K 2000 lm **A++ >>> A**



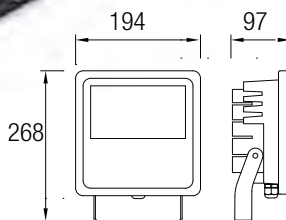
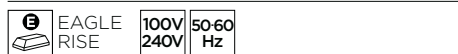
LED 20W



PROY **NEW**

05-9841-05-CL


LED CITIZEN 45W 3000K 4704 lm **A++ >>> A**



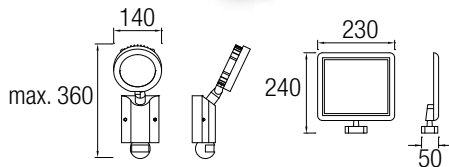
71-9487-34-34

71-9487-Z5-Z5

Accesorio para / Accessory for / Accessoire pour / Zubehör für /
 Accessorio per / Acessório para / Принадлежность для / Akcesorium do
 05-9739, 05-9841



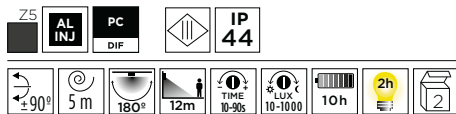




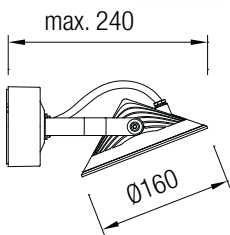
SHAPLEY

05-9707-Z5-M2 ■

4 LED CREE 4W 4000K 348lm **A++>>A**



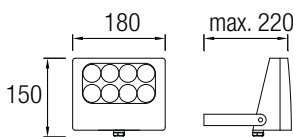
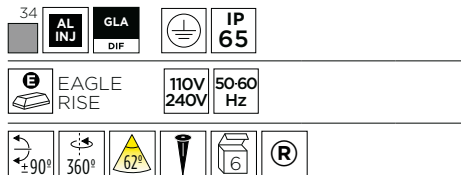
3 modos: siempre encendido / automático mediante sensor / apagado.
 3 modes: always on / automatic via sensor / off.
 3 modes: toujours allumé / automatique par capteur / éteint
 3 Betriebsarten: Immer-ein / automatisch mittels Sensor / Aus.
 3 modalità: sempre acceso / automatico tramite sensore / spento.
 3 modos: sempre acceso/automático com sensor/apagado.
 3 режима: постоянно включено / автоматчерез датчик / выключено
 3 tryby: zawsze zapalony / samoczynny przy pomocy czujnika / zgaszony.



SKADE **NEW**

05-9870-34-CL ■

LED BRIDGELUX 9W 3000K 605lm **A++>>A**


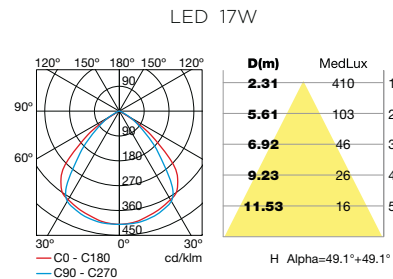
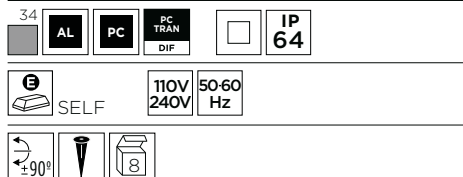


SHULL

05-9652-34-M2 ■ 3000K 1296 lm

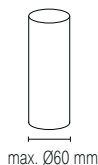
05-9598-34-M2 ■ 4000K 1472 lm

8 LED CREE 17W **A++>>A**



71-9487-34-34 ■


Accesorio para / Accessory for / Accessoire pour / Zubehör für / Accessorio per / Acessório para / Принадлежность для / Akcesorium do **05-9598, 05-9652**

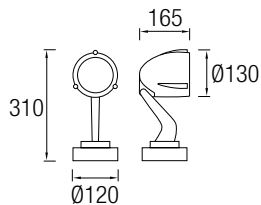


71-9746-05-05 ■

Accesorio para / Accessory for / Accessoire pour / Zubehör für / Accessorio per / Acessório para / Принадлежность для / Akcesorium do **05-9598, 05-9652**







ALIEN

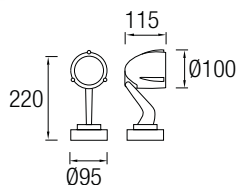
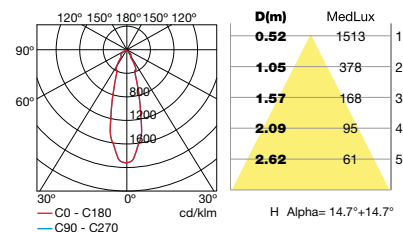
05-9296-Z5-37 ■

Par-30 E-27 max. 75W / max. L=90mm Ø=97mm
Halogen - Fluorescent

A++ >>> B



Par-30 75W



ALIEN

05-9327-34-37 ■

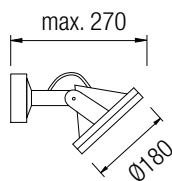
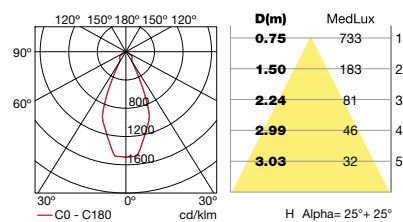
05-9327-Z5-37 ■

GU-10 max. 50W / max. L=65mm
Halogen - Fluorescent

A++ >>> C



GU-10 50W



SKADE

05-9107-34-37 ■

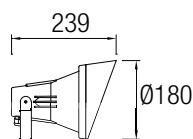
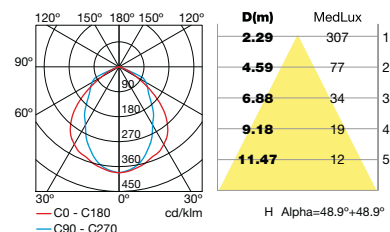
05-9107-Z5-37 ■

R7s L=78 max. 150W

A++ >>> C



R7s 150W



ESPARTA NEW

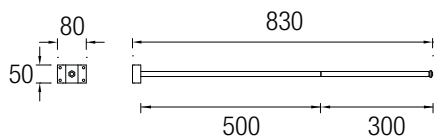
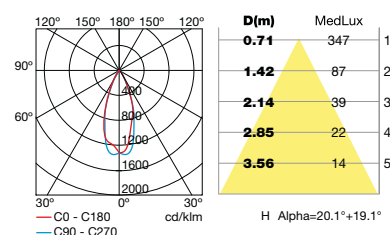
05-9789-34-37 ■

Par-38 E-27 max. 80W / max. L= 140mm
Halogen - Fluorescent

A++ >>> C



E-27 60W

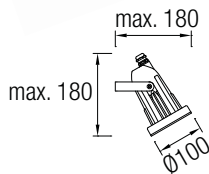


71-9487-34-34 ■

Accesorio para / Accessory for / Accessoire pour / Zubehör für /
Accessorio per / Acessório para / Принадлежность для / Akcesorium do **05-9789**







HELIO

05-9640-05-37 ■

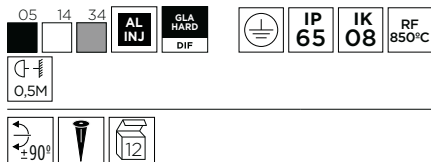
05-9640-14-37 □

05-9640-34-37 ■


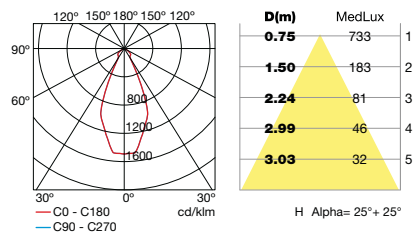
GU-10 max. 50W / max. L= 80mm

Halogen - Fluorescent

A++ >>> C



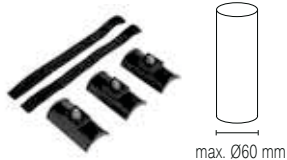
GU-10 50W



71-9487-34-34 ■

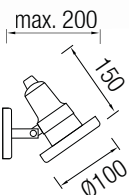
71-9487-Z5-Z5 ■

Accesorio para / Accessory for / Accessoire pour / Zubehör für / Accessorio per / Acessório para / Принадлежность для / Akcesorium do **05-9640**



71-9746-05-05 ■

Accesorio para / Accessory for / Accessoire pour / Zubehör für / Accessorio per / Acessório para / Принадлежность для / Akcesorium do **05-9640**



HELIO

05-9310-CA-37 ■

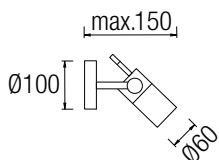
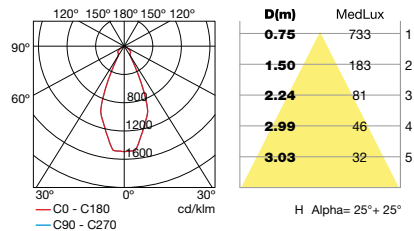
GU-10 max. 50W / max. L= 80mm

Halogen - Fluorescent

A++ >>> C



GU-10 50W



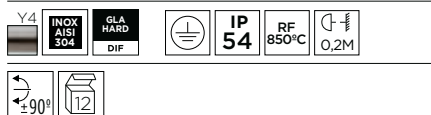
EOLO

05-9122-Y4-37 ■

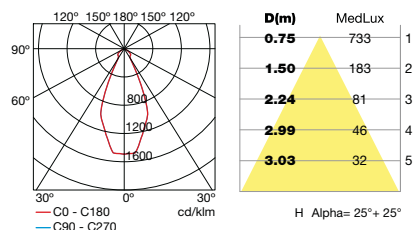
GU-10 max. 50W / max. L= 70mm

Halogen - Fluorescent

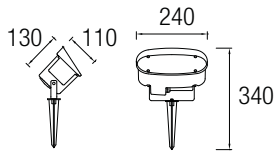
A++ >>> C



GU-10 50W







ESPARTA

55-9349-Z5-M3

G24d-3 26W Fluorescent

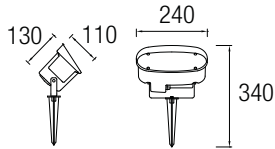
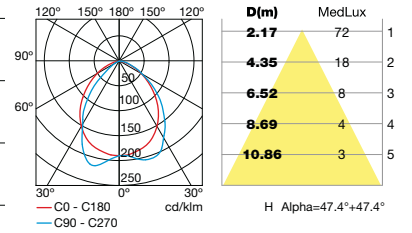
A++ >>> B

Z5 AL PUR PC MAT DIF IP 65 IK 09 RF 850°C

BAG 230V 50-60 Hz



G24d-3 26W



ESPARTA

55-9701-Z5-M3

E-27 max. 18W / max. L= 160mm Fluorescent


A++ >>> C

Z5 AL PUR PC MAT DIF IP 65 IK 09 RF 850°C



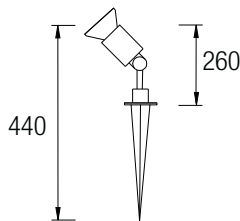
71-9746-05-05

Accesorio para / Accessory for / Accessoire pour / Zubehör für / Accessorio per / Acessório para / Принадлежность для / Akcesorium do dla **55-9349, 55-9701**



71-9487-Z5-Z5

Accesorio para / Accessory for / Accessoire pour / Zubehör für / Accessorio per / Acessório para / Принадлежность для / Akcesorium do dla **55-9349, 55-9701**



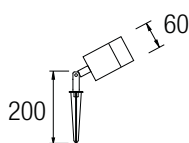
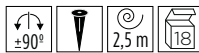
ESPARTA

55-8784-05-05

Par-38 max. 100W Halogen - Fluorescent - LED

A++ >>> C

05 TERMO PLAST IP 44 RF 850°C 0,5M



ICARO

55-9191-34-37

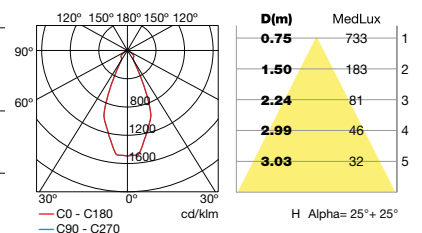
GU-10 max. 50W / max. L= 75mm Halogen - Fluorescent


A++ >>> C

34 AL INJ GLA HARD DIF IP 44 RF 850°C 0,5M



GU-10 50W





CONVERT

05-9749-54-CL 3000K 852lm **NEW**
05-9749-54-37 4000K 978lm

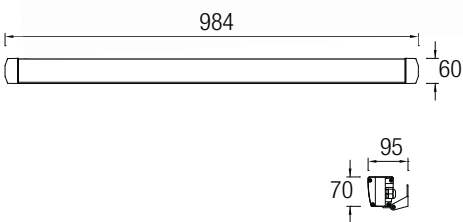
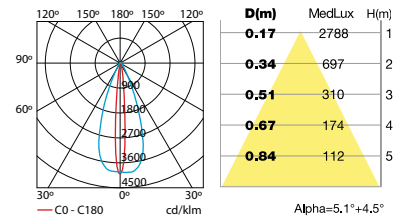
6 LED CREE 12W **A++ >> A**

54 AL EXTR GLA TRAN IP 65 IK 03
 DIF

MEAN WELL 100V 50-60 Hz
 240V Hz

±90° 40x95 DIFFUSER FILTER 4

LED 12W 3000K



CONVERT

05-9750-54-CL 3000K 2556lm **NEW**
05-9750-54-37 4000K 2934lm

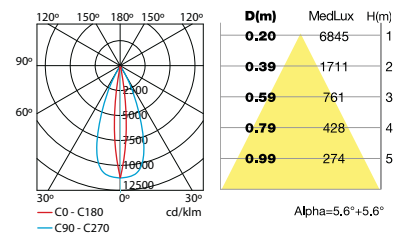
18 LED CREE 36W **A++ >> A**

54 AL EXTR GLA TRAN IP 65 IK 03
 DIF

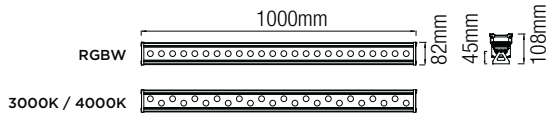
MEAN WELL 100V 50-60 Hz
 240V Hz

±90° 40x95 DIFFUSER FILTER 4

LED 36W 3000K



WALL WASHERS



SANAT NEW

LED 80W **A++** **A**



E + DMX CONTROLLER **Dimming** **110V 220V** **50/60 Hz**



COMO CONSTRUIR LA REFERENCIA/ HOW TO CREATE THE REFERENCE/ COMMENT CONCEVOIR LA RÉFÉRENCE/ ZUSAMMENSETZUNG EINER BESTELLNUMMER/ COMO COSTRUIRE IL RIFERIMENTO/ COMO CONSTRUIR A REFERÊNCIA/ КАК ПОСТРОИТЬ АРТИКУЛ/ JAK UTWORZYĆ NR REFERENCYJNY

			SAN	←	
			1m	1	←
			RGBW 5000lm	C	
			3000K 6450lm	W	←
			4000K 6500lm	N	
	RGBW+ 3000K + 4000K	12°	S12		
	RGBW+ 3000K + 4000K	25°	S25		
	RGBW+ 3000K + 4000K	45°	S45		
	3000K + 4000K	15°x50°	E50		
	RGBW	10°x35°	E35	←	
	RGBW	10°x60°	E60		

CÓDIGO /
CODE /
CODE /
ARTIKEL-NR /
CODICE /
CÓDIGO /
АРТИКУЛА /
KODU



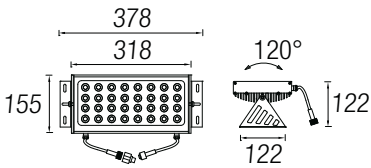
Ejemplo / Example / Exemple / Beispiel /
Exemplo / Esempio / Пример / Przykład:

SAN-1W-E35

LUMINARIA DISPONIBLE A PARTIR DE MAYO. CUALQUIER DUDA CONSULTE CON NUESTRO EQUIPO COMERCIAL /
LIGHTS AVAILABLE FROM MAY ON. ANY DOUBT, PLEASE QUERY OUR SALES TEAM /
LUMINAIRE DISPONIBLE À PARTIR DE MAI. CONSULTEZ NOTRE ÉQUIPE COMMERCIALE POUR TOUT RENSEIGNEMENT /
LEUCHTE AB MAI LIEFERBAR UNSERE VERTRIEBSMITARBEITER BERATEN SIE GERN /
LAMPADA DISPONIBILE A PARTIRE DA MAGGIO. PER QUALSIASI DUBBIO, RIVOLGERSI AL NOSTRO TEAM COMMERCIALE /
LUMINÁRIA DISPONÍVEL A PARTIR DE MAIO. PARA ESCLARECER DÚVIDAS CONSULTE A NOSSA EQUIPA COMERCIAL /
СВЕТИЛЬНИК БУДЕТ В НАЛИЧИИ С МАЯ. ПО ЛЮБЫМ ВОПРОСАМ ОБРАЩАЙТЕСЬ В НАШ КОММЕРЧЕСКИЙ ОТДЕЛ /
OPRAWA OŚWIETLENIOWA DOSTĘPNA PO CZĄSZY OD MAJA. W PRZYPADKU JAKIEJKOLWIEK WĄTPLIWOŚCI PROSIMY SKONTAKTOWAĆ SIĘ Z NASZYM DZIAŁEM HANDLOWYM.



ARENAS SHOPPING CENTER. BARCELONA, SPAIN.



RAY

05-2499-54-H6 3000K 3500lm

05-2494-54-H6 4000K 4000lm

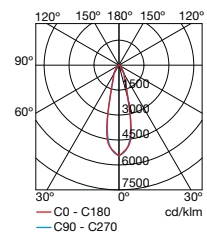
28 LED CREE 48W **A++>>A**

54	AL	UVA GLA DIF	IP 65	IK 06	RF 850°C
----	----	-------------------	----------	----------	-------------

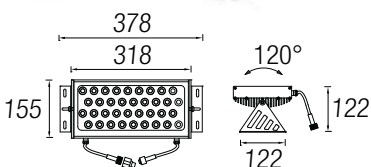
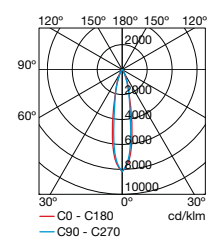
P.778	24 VDC
-------	-----------

--	--	--

LED 48W 4000K



LED 48W 3000K



RAY

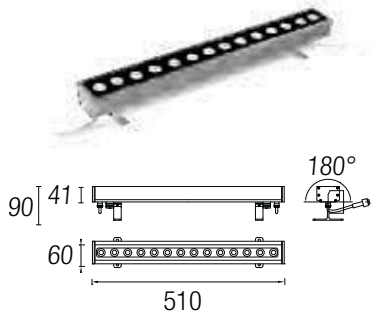
05-2498-54-H6

36 LED CREE 60W 2500lm **RGB A++>>A**

54	AL	UVA GLA DIF	IP 65	IK 06	RF 850°C
----	----	-------------------	----------	----------	-------------

P.778	24 VDC
-------	-----------

--	--	--



TRON

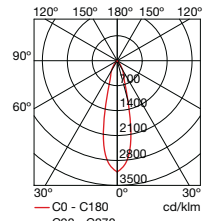
05-1547-54-H6 3000K 1750lm

05-1546-54-H6 4000K 2000lm

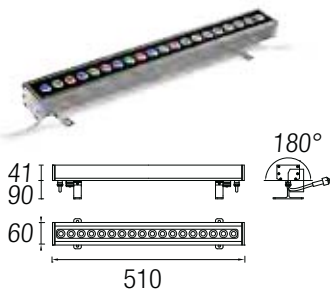
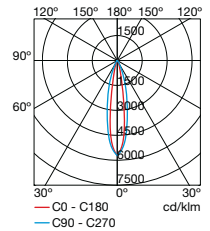
14 LED CREE 24W **A++ >>> A**



LED 24W 4000K



LED 24W 3000K



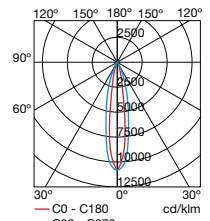
TRON

05-1544-54-H6

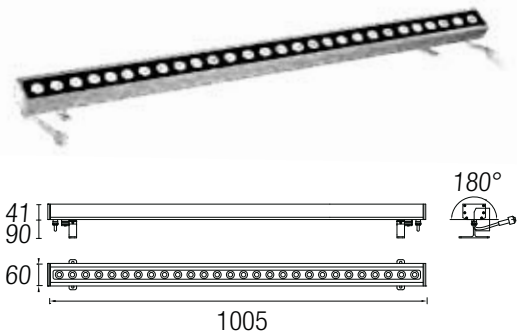
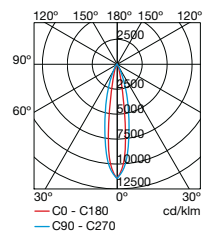
18 LED CREE 30W 1250lm **RGB A++ >>> A**



LED 48W 4000K



LED 48W 3000K

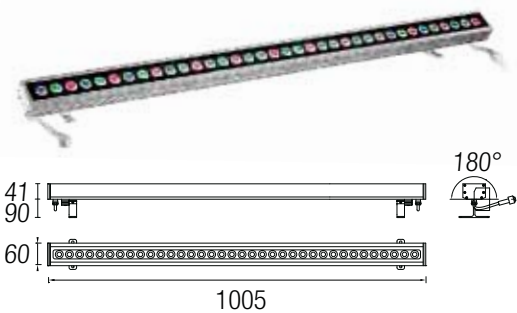


TRON

05-1552-54-H6 3000K 3500lm

05-1549-54-H6 4000K 4000lm

28 LED CREE 48W **A++ >>> A**




TRON

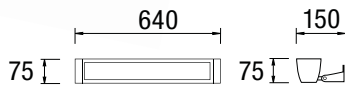
05-1548-54-H6

36 LED CREE 60W 2500lm **RGB A++ >>> A**





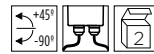
FRONDA GARDEN CENTER. MADRID, SPAIN.



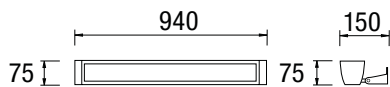
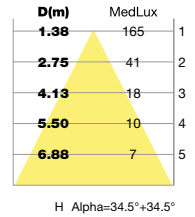
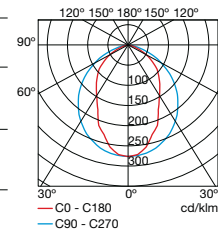
HECATE

05-9264-Z5-37^(S)

T5 24W Fluorescent A++ B



T5 24W




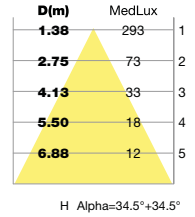
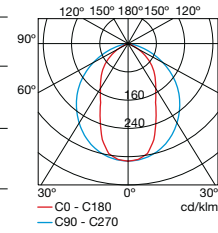
HECATE

05-9265-Z5-37^(S)

T5 39W Fluorescent A++ B



T5 39W



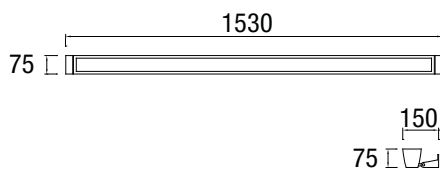
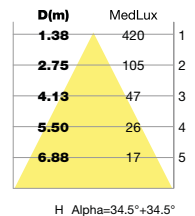
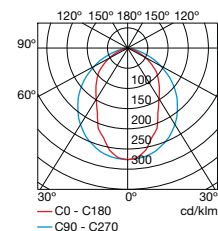
HECATE

05-9266-Z5-37

T5 54W Fluorescent A++ B



T5 54W



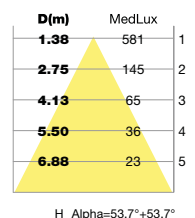
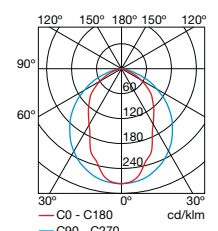
HECATE

05-9439-Z5-37

T5 80W Fluorescent A++ B



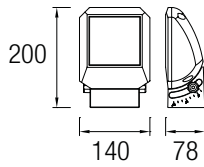
T5 80W



Accesorios para fijación en pared o techo incluidos.
 Accessories for wall or ceiling fitting included.
 Accessoires de fixation murale ou au plafond inclus.
 Zubehör zur Befestigung an Wänden und Decken inklusive.
 Accessori per fissaggio nella parete o tetto inclusi.
 Acessórios para a fixação em parede ou tecto incluídos.
 Настенный или потолочный крепеж в комплекте.
 Akcesoria do montażu na ścianie/suficie w komplecie







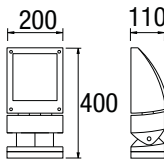
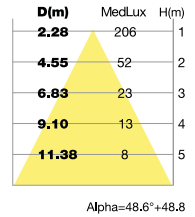
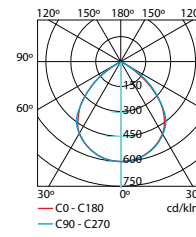
POMPEYA

05-9751-34-37

LED SEOUL 16W 4000K 1200lm **A++ >>> A**



LED 16W




POMPEYA

05-9537-34-37V1 35W 100-240V **NEW**

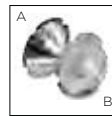

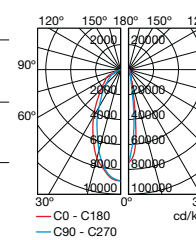
05-9538-34-37V1 70W 100-240V **NEW**

05-9539-34-37 150W 220-240V

G12 HID **A++ >>> C**

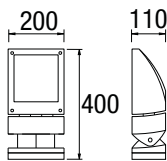


Reflector B Reflector A



2 reflectores incluidos.
2 reflectors included.
2 réflecteurs inclus.
2 Reflektore inklusive.

2 riflettori inclusi.
2 reflectores incluidos
Прилагаются 2 отражателя.
2 odbysniki w komplecie



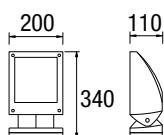
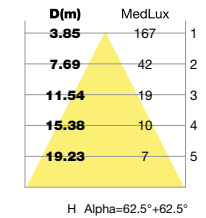
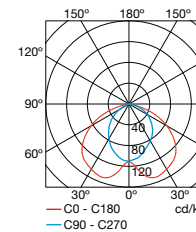
POMPEYA

05-9254-34-37

2 x GX24q-3 26W Fluorescent **A++ >>> B**



2 x GX24q-3 26W



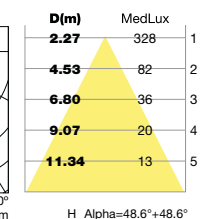
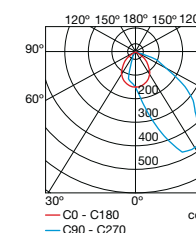
POMPEYA

05-9251-34-37^(S)

R7s L=118 max. 300W Halogen **A++ >>> C**



R7s 300W





WALL FIXTURES



AFRODITA


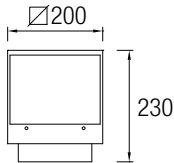
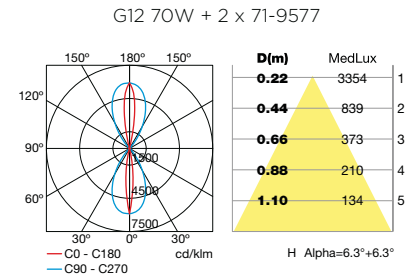
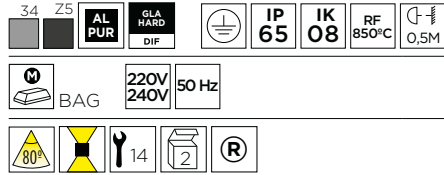
05-9577-34-37



05-9577-Z5-37



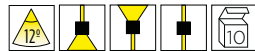
G12 HID 70W **A+** **A**



71-9577-05-37



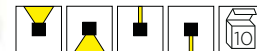
Lente para / Lens for / Lentille pour / Linse für / Lente per / Lente para / Линза для / Soczewka dla **05-9577**



71-9875-05-05

NEW

Reflector direccional para / Directional reflector for / Réflecteur directionnel pour / Reflektor für / Riflettore direzionale per / Refletor direccional para / Направленный отражатель для / Odblyśnik kierunkowy dla **05-9577**



NEO


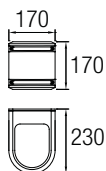
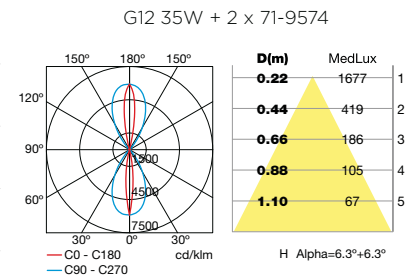
05-9574-34-37



05-9574-Z5-37



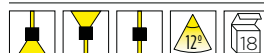
G12 35W HID **A+** **A**

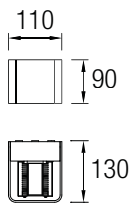


71-9574-05-37



Lente para / Lens for / Lentille pour / Linse für / Lente per / Lente para / Линза для / Soczewka dla **05-9574**





WILSON

05-9683-14-T2


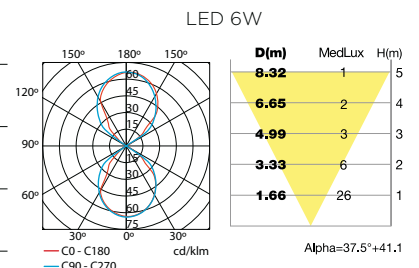
05-9683-34-T2

05-9683-Z5-T2

6 LED CREE 6W 3000K 564lm **A++ >> A**

14 34 Z5 **AL PUR** **GLA MAT DIF** **IP 65** **IK 08**

E **EAGLE RISE** **100V 240V** **50-60 Hz**

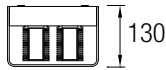
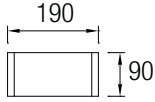
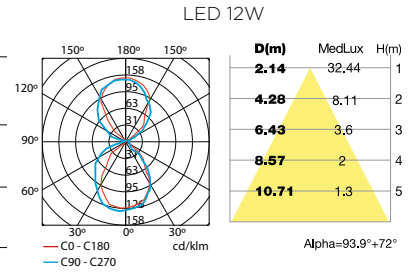




WILSON

05-9684-Z5-T2

12 LED CREE 12W 3000K 1128lm **A++ >>> A**


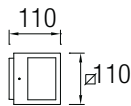
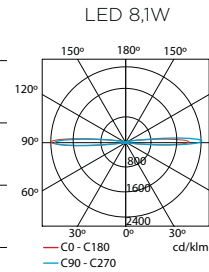


POKER

05-9732-34-37

05-9732-Z5-37

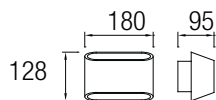
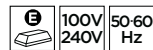
4 LED PHILIPS 8,1W 4000K 756lm **A++ >>> A**


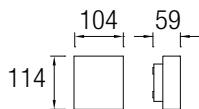


DIAGO NEW

05-9873-Z5-CL

2 LED SHARP 10W 3000K 560lm **A++ >>> A**

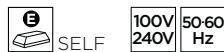




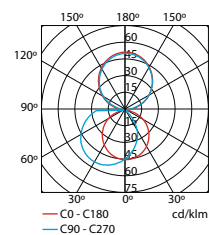
NEMESIS

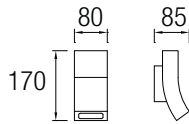
05-9753-CA-CD

16 LED SAMSUNG 4W 3000K 515lm **A++>>A**



LED 4W

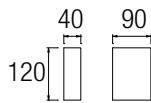





KARMAN

05-9752-34-CD

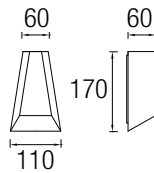
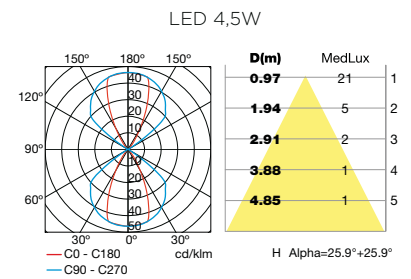

12 LED OSRAM 6,6W 3000K 634lm **A++ >>> A**



TAYLOR

05-9593-34-37

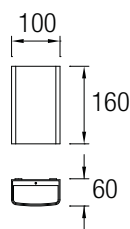
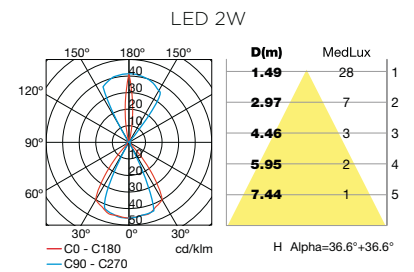
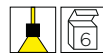
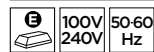
2 LED CREE 4,5W 4000K 368lm **A++ >>> A**



TAYLOR

05-9592-34-37 4000K 214lm
05-9592-34-CL 3000K 188lm **NEW**

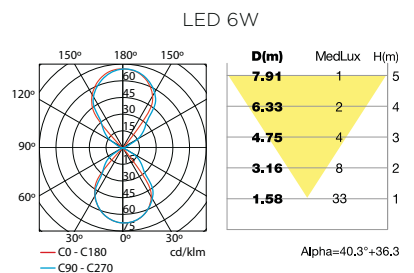

2 LED CREE 2W **A++ >>> A**



CLOUS


05-9679-34-B8
05-9679-Z5-B8

6 LED CREE 6W 3000K 564lm **A++ >>> A**





CROWNE PLAZA HOTEL. LIÈGE, BELGIUM.



AFRODITA

05-9531-34-T2




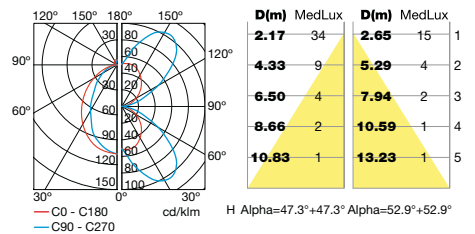
05-9531-Z5-T2



8 LED CREE 17W 4000K 1472lm **A++ >>> A**

34	Z5	AL PUR	GLA MAT DIF	IP 65	IK 04
E SELF		100V 240V	50-60 Hz		

LED 17W



AFRODITA

05-9438-34-37

Rx7s 70W

05-9438-Z5-37

Rx7s 70W

05-9227-34-37

Rx7s-24 150W

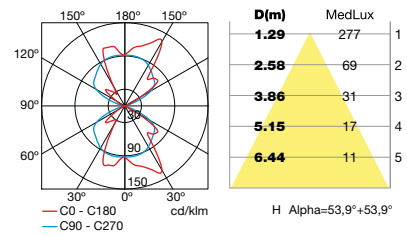
05-9227-Z5-37

Rx7s-24 150W

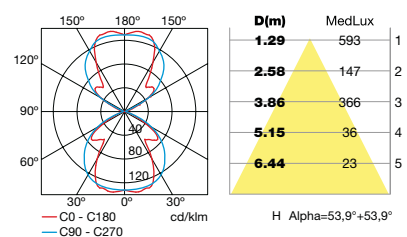
Rx7s / Rx7s-24 HID **A+ >> A**

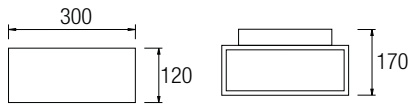
34	Z5	AL INJ	GLA TRAN DIF	IP 65	IK 04	RF 850°C
0,5M		BAG		230V	50 Hz	

Rx7s 70W



Rx7s-24 150W





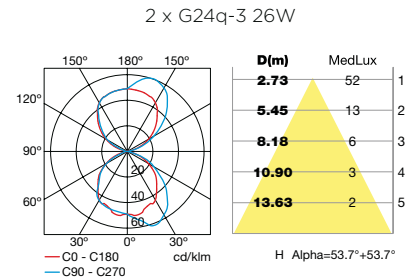
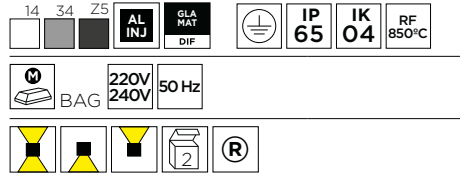
AFRODITA

05-9228-14-37

05-9228-34-37

05-9228-Z5-37

2 x G24q-3 26W Fluorescent **A++ >>> B**



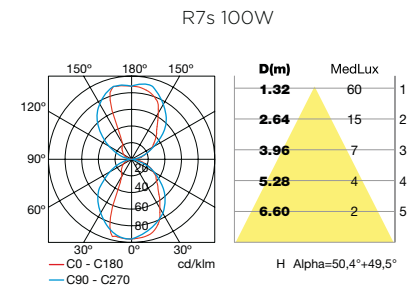
AFRODITA

05-9229-14-37

05-9229-34-37

05-9229-Z5-37

R7s L=78 max. 150W Halogen **A++ >>> C**



AFRODITA

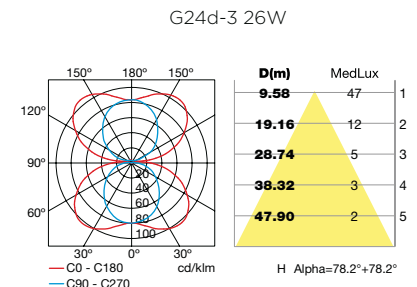
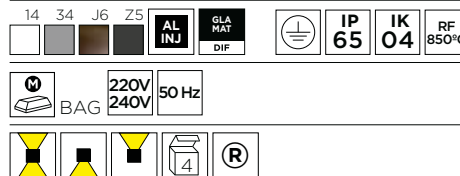
05-9230-14-37

05-9230-34-37

05-9230-J6-37

05-9230-Z5-37

G24d-3 26W Fluorescent **A++ >>> B**

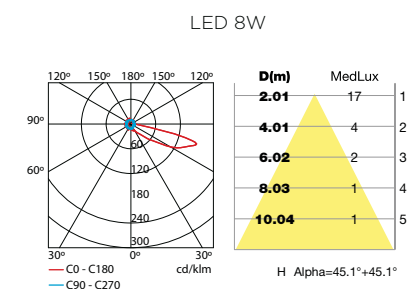
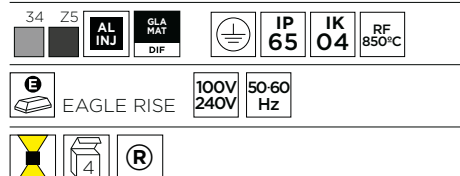


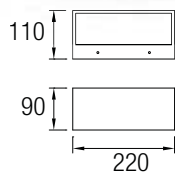
AFRODITA

05-9458-34-T2

05-9458-Z5-T2

8 LED CREE 8W 4000K 836lm **A++ >>> A**





NEMESIS

05-9649-14-T2

05-9649-34-T2

05-9649-Z5-T2

E-27 max. 60W / max. L=155mm

Halogen - Fluorescent

A++ >>> C

14 34 Z5

AL INJ

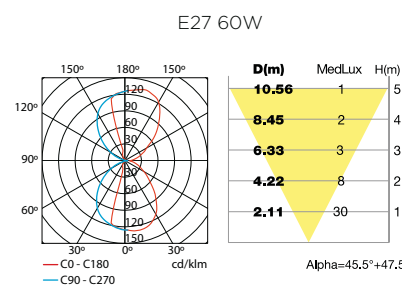
GLA MAT

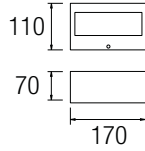
DIF

IP 54

IK 04

RF 850°C

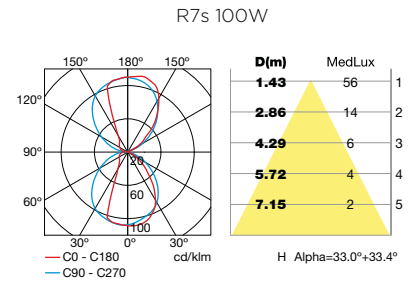




NEMESIS

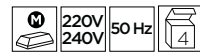
- 05-9177-14-B8
- 05-9177-34-B8
- 05-9177-J6-B8
- 05-9177-Z5-B8

R7s L=78 max. 100W **A++** **C**



FLUORESCENT KIT

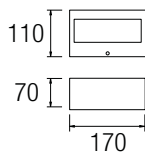
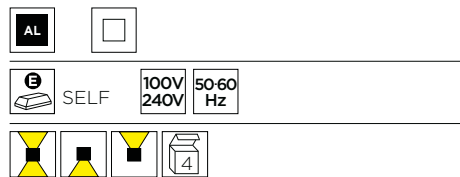
71-8969-00-00



LED KIT

71-9781-00-00

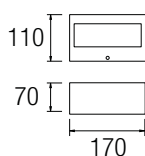
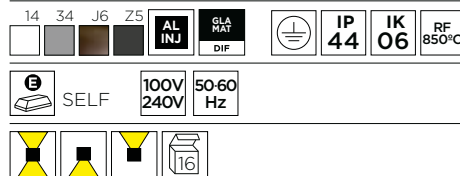
20 LED SAMSUNG 5,3W 4000K 679lm



NEMESIS NEW

- 05-9800-14-CL
- 05-9800-34-CL
- 05-9800-J6-CL
- 05-9800-Z5-CL

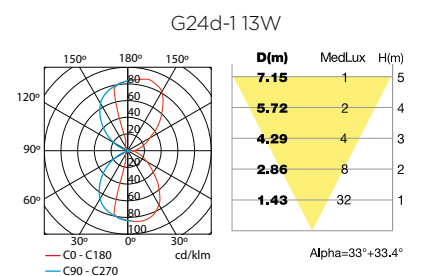
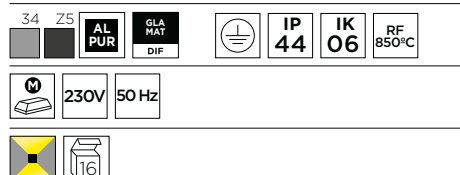
20 LED SAMSUNG 5,3W 3000K 644lm **A++** **A**




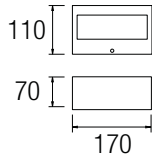
NEMESIS

- 05-9636-34-B8
- 05-9636-Z5-B8

G24d-1 13W Fluorescent **A++** **B**



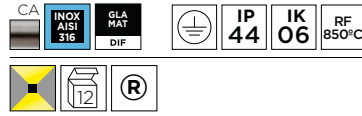




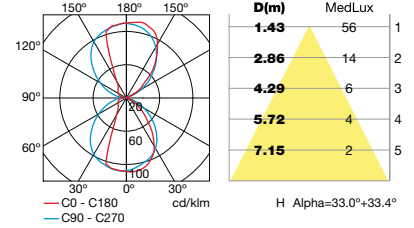
NEMESIS

05-9629-CA-B8

R7s L=78 max. 100W Halogen **A++ >>> C**



R7s 100W



FLUORESCENT KIT

71-8969-00-00

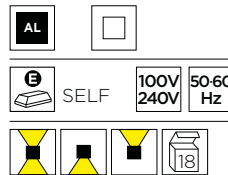


LED KIT

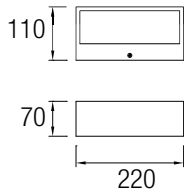
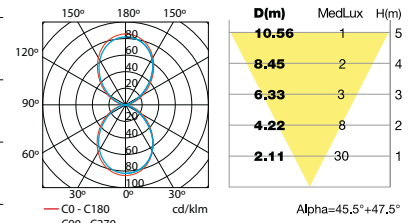
71-9747-00-00 3000K 644lm

71-9781-00-00 4000K 679lm

20 LED SAMSUNG 5,3W



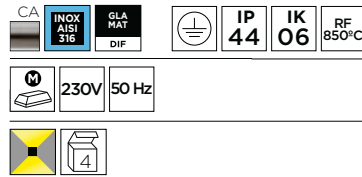
LED 5,3W 4000K



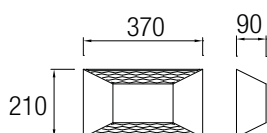

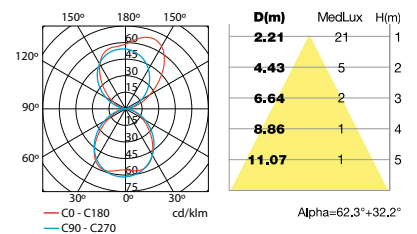
NEMESIS

05-9675-CA-B8

G24d-2 18W Fluorescent **A++ >>> B**



G24d-2 18W

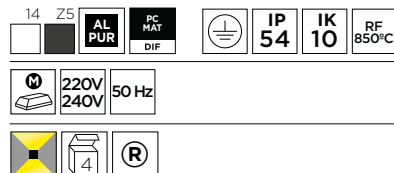


PASTEUR

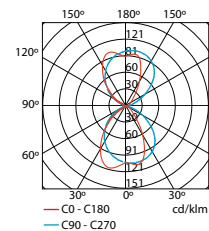
05-9456-14-M3

05-9456-Z5-M3

2 x G24d-2 18W Fluorescent **A++ >>> B**



2 x G24d-2 18W





AFRODITA

05-9773-34-37

05-9773-Z5-37

NEW

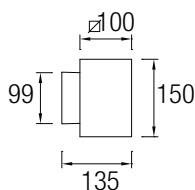
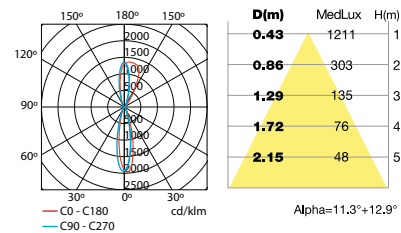
LED 17,4W 3000K

8 LED CREE 17,4W 3000K 1296lm **A++ >>> A**

34 Z5 AL INJ GLA HARD DIF IP 65 IK 04 RF 850°C

0,5M

EAGLE RISE 220V 50-60 Hz 240V



AFRODITA

05-9368-14-37

05-9368-34-37

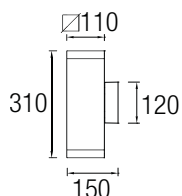
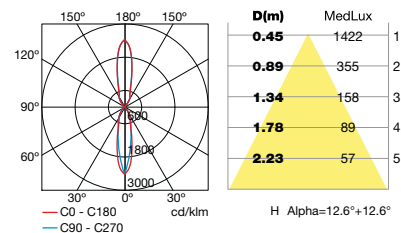
05-9368-Z5-37

2 x Par-30 75W

2 x Par-30 E-27 max. 75W / max. L=100mm
Halogen - Fluorescent **A++ >>> C**

14 34 Z5 AL INJ GLA HARD DIF IP 65 IK 06 RF 850°C

0,5M



AFRODITA

05-9369-34-37

05-9369-Z5-37

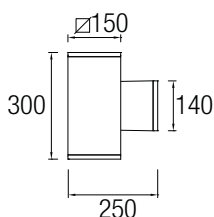
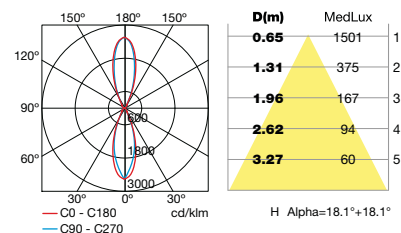
G12 70W

G12 70W HID **A+ >> A**

34 Z5 AL INJ GLA HARD DIF IP 65 IK 08 RF 850°C

0,5M

BAG 220V 50 Hz 240V

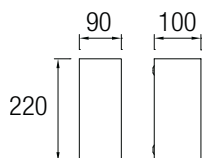


ALVIN

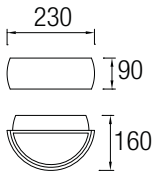
05-9725-34-T2

2 x GU-10 max. 35W / max. L=70mm
Halogen - Fluorescent **A++ >>> C**

34 ST EPOXY GLA TRAN DIF IP 44 IK 03 RF 850°C 0,5M





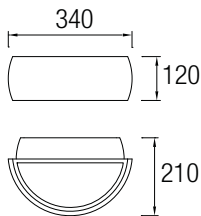

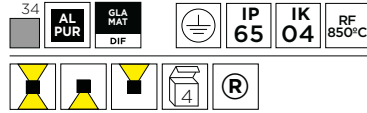


DELFOS

05-9650-34-T2

E-27 max. 60W / max. L=130mm
Halogen - Fluorescent

A++ >>> C

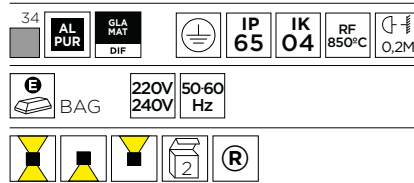


DELFOS

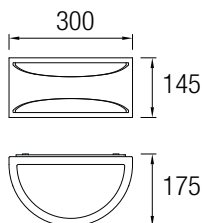
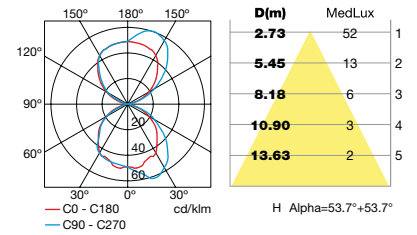
05-9469-34-T2

2 x G24q-3 26W Fluorescent

A++ >>> B



2 x G24q-3 26W

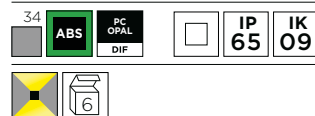


NAPOLI

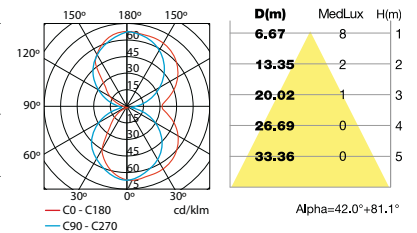
05-9735-34-M1

E-27 max. 23W
Halogen - Fluorescent

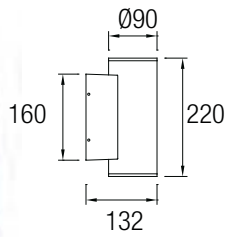
A++ >>> C



E27 23W







COSMOS NEW

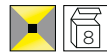
05-9790-34-CL

05-9790-Z5-CL

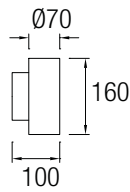
2 LED CREE 27W 3000K 1485lm **A++ >> A**

34 Z5 AL PUR GLA DIF IP 54 0,5M

EAGLE RISE 100V 240V 50-60 Hz



P. 609 P. 631



TERRY

05-9719-34-37

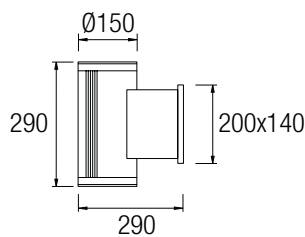
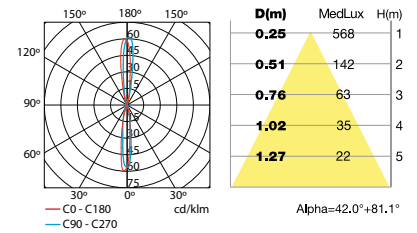
2 LED CREE 4,5W 4000K 368lm **A++ >> A**

34 AL EXTR GLA MAT DIF IP 44

SELF 100V 240V 50-60 Hz



LED 4,5W



AFRODITA

05-9204-34-B8

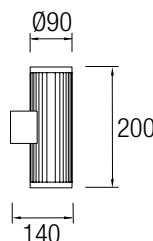
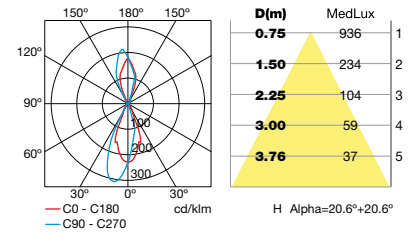
G12 70W HID **A+ > A**

34 AL INJ GLA HARD DIF IP 65 IK 08 RF 850°C 0,5M

BAG 220V 240V 50-60 Hz



G12 70W



TEMIS

05-9146-34-T2

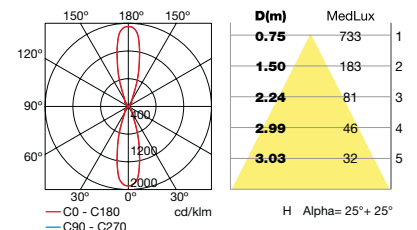
2 x GU-10 max. 50W / max. L=65mm
Halogen - Fluorescent **A++ >> C**

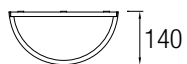
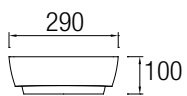
34 AL EXTR GLA MAT DIF IP 44 IK 08 RF 850°C 0,2M



P. 621 P. 647, 649

GU-10 50W





GALILEI

05-9409-34-M3 ■

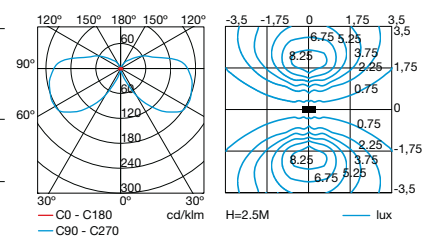
E-27 max.23W max. L=200mm Ø=52mm
Fluorescent

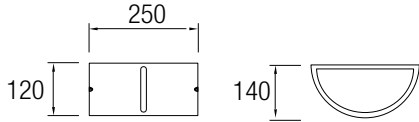
A++ C

34 ABS PC MAT IP 54 IK 08 RF 850°C
DIF



E-27 23W



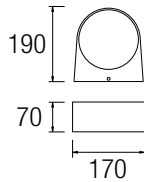
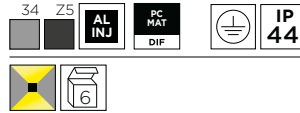


ATENA

05-9131-34-M3 ■
05-9131-Z5-M3 ■

E-27 max. 60W / max. L=167mm Ø=51mm
 Halogen - Fluorescent

A++ >>> C



NEMESIS

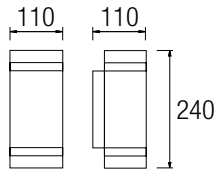
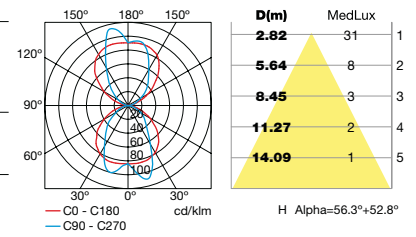
05-9123-34-B8 ■
05-9123-Z5-B8 ■

E-27 max. 60W / max. L=117mm Ø=45mm
 Halogen - Fluorescent

A++ >>> C



E-27 15W



SELENE

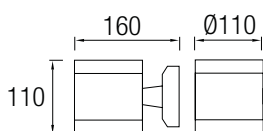
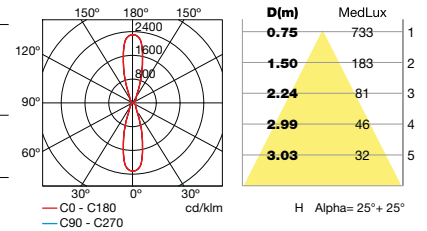
05-9234-18-37 ■
05-9234-34-37 ■

2 x GU-10 max. 50W / max. L=65mm
 Halogen - Fluorescent

A++ >>> C



GU-10 50W

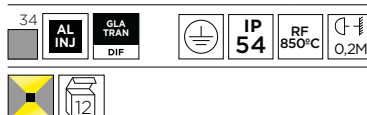


SELENE

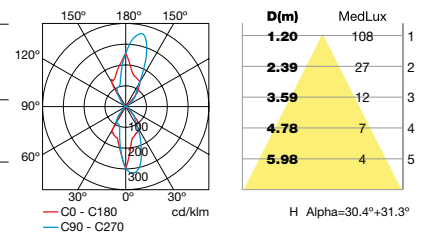
05-9309-34-37 ■

G9 max. 60W

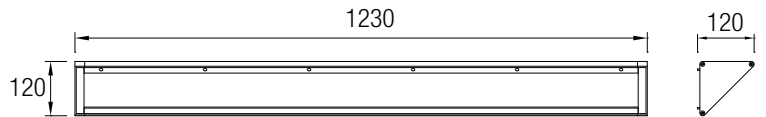
A++ >>> C



G9 60W







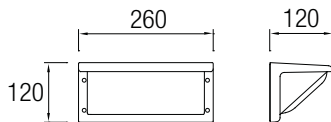
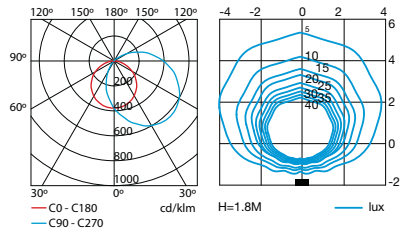
CURIE

05-9662-34-CD

T5 28/54W Fluorescent **A++ >>> B**



T5 28W

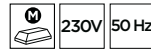


CURIE

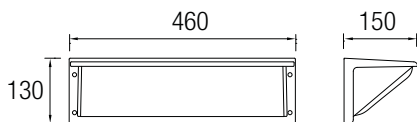
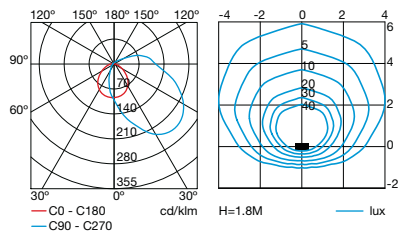
05-9408-34-M3

05-9408-Z5-M3

G24d-3 26W Fluorescent **A++ >>> B**



G24d-3 26W


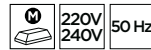


CURIE

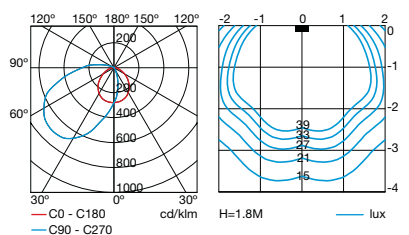
05-9457-34-M3

05-9457-Z5-M3

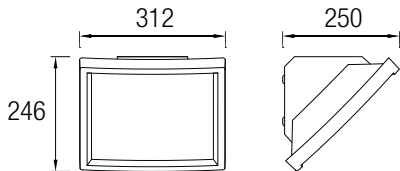
2 x G24d-3 26W Fluorescent **A++ >>> B**



2 x G24d-3 26W







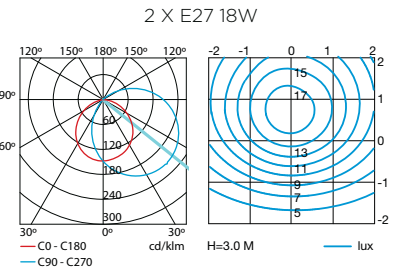
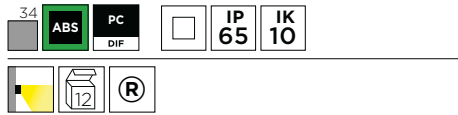
ACCESS

05-9734-34-M1 ■

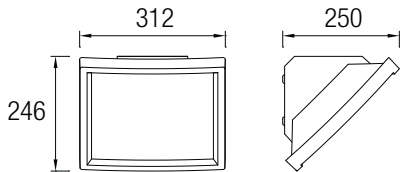
2 x E-27 max. 18W / max. L=160mm

Fluorescent

A++ >>> C



MICROWAVE
SENSOR



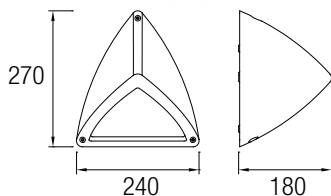

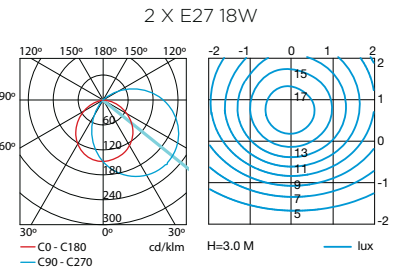
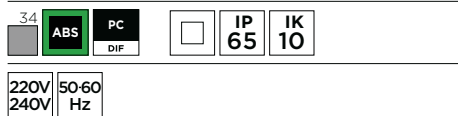
ACCESS

05-9783-34-M1 ■

2 x E-27 max. 18W / max. L=160mm

Fluorescent

A++ >>> C



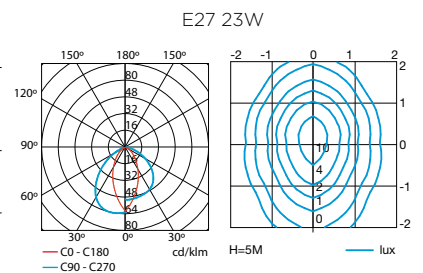
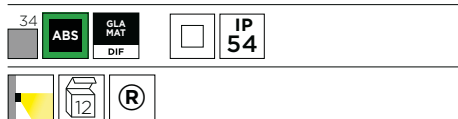
PIRAMID

05-9559-34-B8 ■

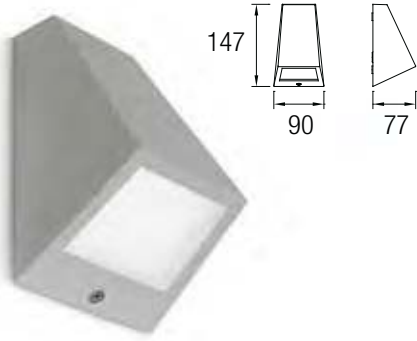
E-27 max. 23W / max. L=140mm

Fluorescent

A++ >>> C



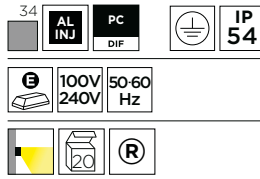




ANGLE NEW

05-9836-34-CL ■

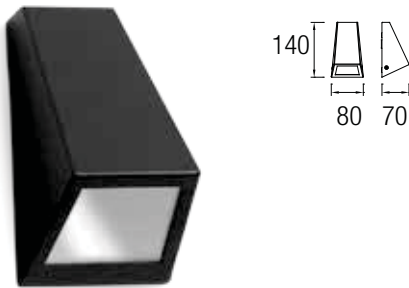
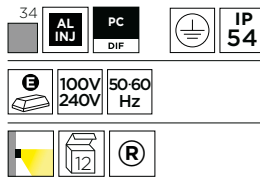
12 LED SAMSUNG 3W 3000K 358lm **A++ >>> A**



ANGLE NEW

05-9837-34-CL ■

36 LED SAMSUNG 10,6W 3000K 1288lm **A++ >>> A**

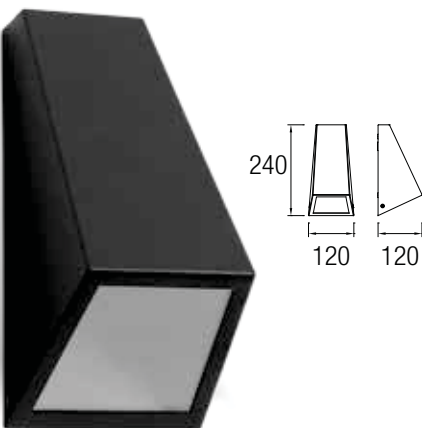
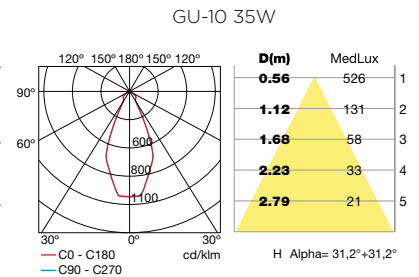
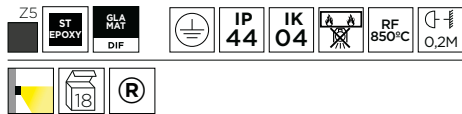


ANGLE

05-9565-Z5-B8 ■

GU-10 max. 35W / max. L=70mm

Halogen - Fluorescent **A++ >>> C**

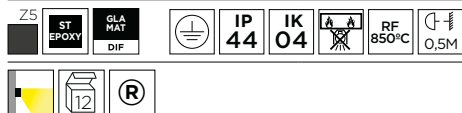



ANGLE

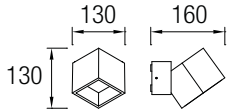
05-9566-Z5-B8 ■

E-27 max. 60W / max. L=170mm

Halogen - Fluorescent **A++ >>> C**







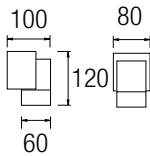

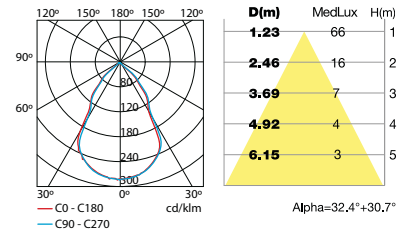
CUBUS

05-9685-Z5-T2

5 LED CREE 5W 3000K 470lm **A++** A



LED 5W




ICARO

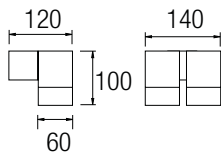
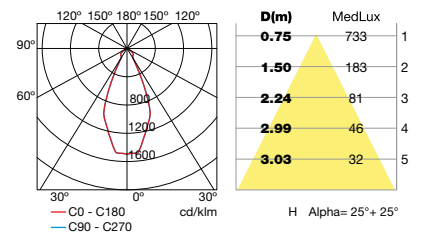
05-9190-34-37

GU-10 max. 50W / max. L=75mm
Halogen - Fluorescent

A++ C



GU-10 50W

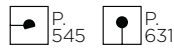


ICARO

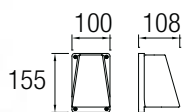

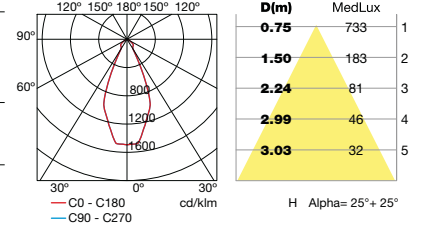
05-9191-34-37

2 x GU-10 max. 50W / max. L=75 mm
Halogen - Fluorescent

A++ C



GU-10 50W



HAMMER NEW

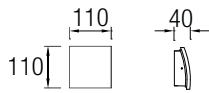
05-9871-Z5-37

GU-10 max. 35W / max. L=70mm
Halogen - Fluorescent

A++ C







SURF NEW

05-9483-34-CL

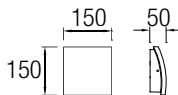

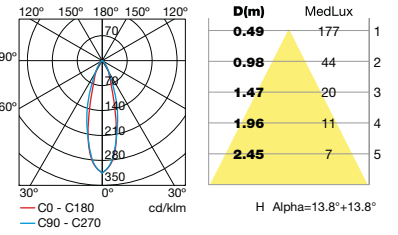
LED CREE 2,3W 3000K 142lm **A++ >>> A**

34 AL INJ GLA TRAN DIF IP 64 IK 08 RF 850°C

EAGLE RISE 100V 240V 50-60 Hz



LED 2,3W



SURF NEW

05-9484-34-CL

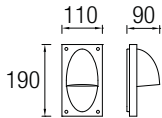
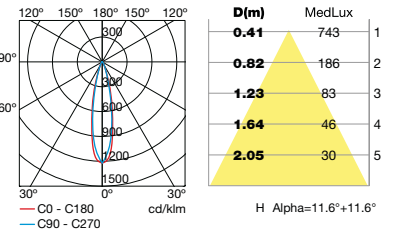
LED CREE 4,6W 3000K 284lm **A++ >>> A**

34 AL INJ GLA TRAN DIF IP 64 IK 08 RF 850°C

EAGLE RISE 100V 240V 50-60 Hz



LED 4,6W



ALFA

05-9344-J6-T2

05-9344-34-T2

GU-10 max. 50W / max. L=65mm
Halogen - Fluorescent

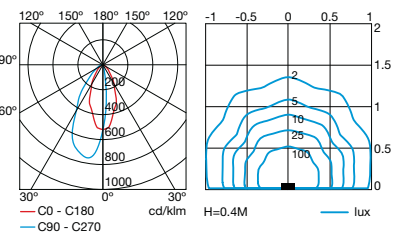
A++ >>> C

34 J6 AL PUR GLA MAT DIF IP 54 IK 07 RF 850°C

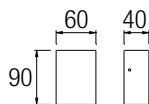
0,5M



GU-10 50W



OUTDOOR | WALL FIXTURES



TAYLOR

05-9594-14-37

05-9594-34-37


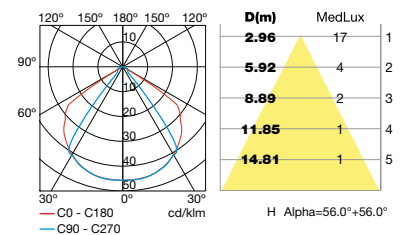
LED CREE 2,2W 4000K 184 lm **A++ >>> A**

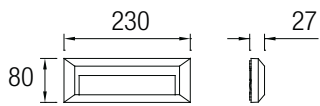

14 34 AL INJ GLA TRAN DIF IP 44 RF 850°C

100V 240V 50-60 Hz



LED 2,2W





KÖSSEL NEW

05-9814-14-CM + +

35 LED 3,3W 4000K 330lm **A++>>A**

14 **PC** **ABS** **PC** **IP 65**

220V **50-60**
 240V **Hz**

FILTER **3000K**

P.
 604, 605



KÖSSEL NEW

05-9802-14-CM □ + ■ + ■

16 LED 1,5W 4000K 150lm **A++ >>> A**

14	PC	ABS	PC DIF	□	IP 65
⊕	220V 240V	50-60 Hz			
☀	☕	FILTER 3000K	📦		
●	P. 604, 605				



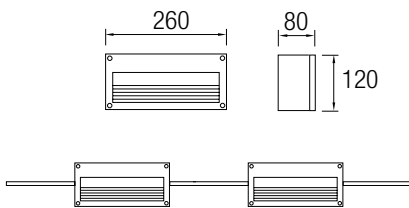
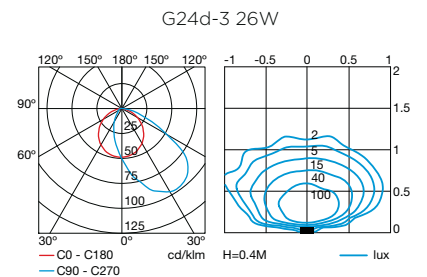
MICENAS

05-9315-34-B8 ■

05-9315-Z5-B8 ■

G24d-3 26W Fluorescent **A++ >>> B**

34	Z5	AL INJ	GLA MAT DIF	⊕	IP 54	IK 06	RF 850°C
⊕	BAG	220V 240V	50 Hz				
☀	📦						

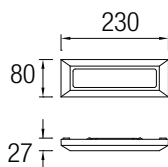


KÖSSEL

05-9779-34-M2 ■

44 LED 4W 3000K 396lm **A++ >>> A**

34	ABS	PC DIF	□	IP 65	IK 10
⊕	100V 240V	50-60 Hz			
☕	📦				
●	P. 604, 605				

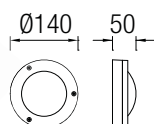


GAP

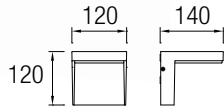
05-9681-Z5-B8 ■

36 LED 3W 4000K 288lm **A++ >>> A**

Z5	AL	GLA MAT DIF	⊕	IP 44	RF 850°C
⊕	100V 230V	50-60 Hz			
☀	FILTER 3000K	📦			





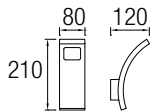


CORNER

05-9687-14-M1

25 LED 2,5W 3000K 250lm **A++ >>> A**

14	AL INJ	PC OPAL DIF	IP 54	RF 850°C
E	110V 230V	50-60 Hz		



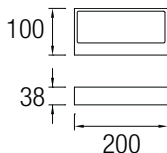
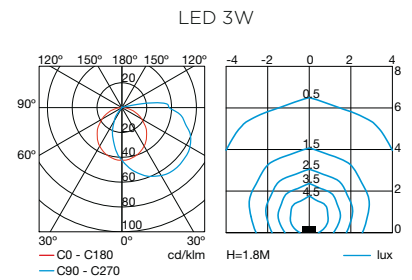
SHARPE

05-9602-34-M1

3 LED CREE 3W 4000K 321lm **A++ >>> A**

34	AL INJ	PC OPAL DIF	IP 44	RF 850°C
E	EAGLE RISE	100V 240V	50-60 Hz	

P 635



NEMESIS

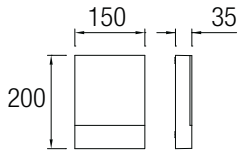
05-9776-CA-G5

60 LED 3,4W 3000K 300lm **A++ >>> A**

CA	INOX AISI 316	GLA OPAL DIF	IP 54	IK 04	RF 850°C
E	EAGLE RISE	100V 240V	50-60 Hz		







LOTTERY

05-9726-Z5-37

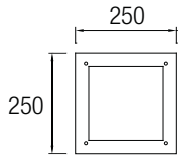
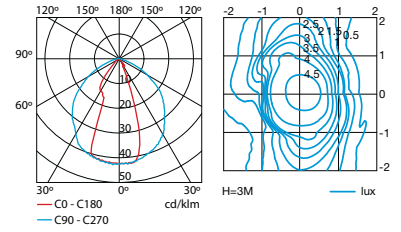
60 LED 3,4W 4000K 378lm **A++** >>> **A**

Z5 AL PUR GLA TRAN DIF IP 54 IK 08

EAGLE RISE 100V 240V 50-60 Hz



LED 3,4W

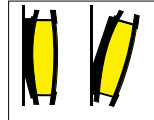


DARWIN

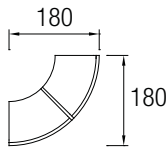
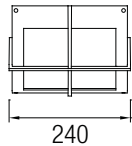
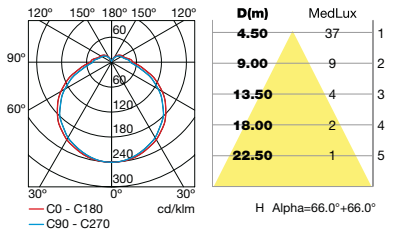
05-9444-Z5-CD

E-27 max. 23W / max. L=180mm Ø=60mm Fluorescent **A++** >>> **C**

Z5 ABS PC MAT DIF IP 54 IK 10 RF 850°C



E-27 23W



WINDOWS

05-9410-Z5-B8

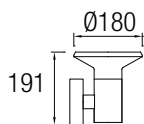
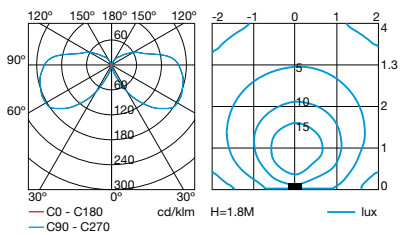
GX24d-3 26W Fluorescent **A++** >>> **C**

Z5 AL PUR GLA TRAN DIF IP 44 IK 04 RF 850°C

230V 50 Hz



GX24d-3 26W



SPACE NEW

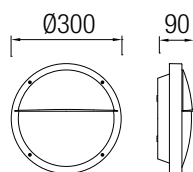
05-9872-Z5-CL

LED SHARP 7,5W 3000K 350lm **A++** >>> **A**

Z5 AL PUR AL EXTR PC DIF IP 65

100V 240V 50-60 Hz





OPAL

05-9677-14-M1

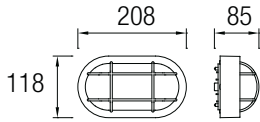
2 x E-27 max. 23W / max. L=165mm
Fluorescent

A++ >>> C

14 ABS PC OPAL DIF IP 65 IK 10



P. 610, 611



TURTLED NEW

05-9838-34-CL ■

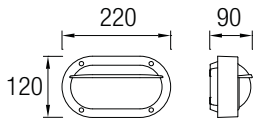
28 LED 9W 3000K 600lm

A++ >>> A

34 ■ PC ■ ABS ■ PC ■ IP 65

220V 50-60 Hz 240V

12 R



BASIC

05-9544-Z5-M3 ■

E-27 max. 16W / max. L=145mm Ø60mm
Fluorescent

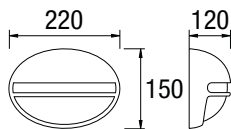
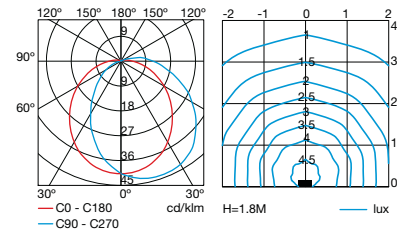
A++ >>> C

Z5 ■ PP ■ PC MAT ■ IP 65 ■ IK 10

12 R

P. 613 P. 661

E-27 16W



ZEUS

05-8751-34-M3 ■

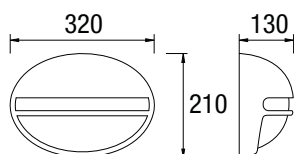
05-8751-05-M3 ■

E-27 max. 60W / max. L=100mm Ø=45mm
Halogen - Fluorescent

A++ >>> C

05 34 ■ AL INJ ■ PC MAT ■ IP 44

18



ZEUS

05-8729-34-M3 ■

05-8729-05-M3 ■

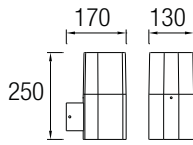
E-27 max. 100W / max. L=167mm
Halogen - Fluorescent

A++ >>> C

05 34 ■ AL INJ ■ PC MAT ■ IP 44

6

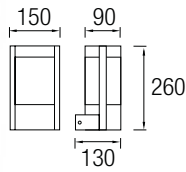




MANDELA

05-9605-Z5-M1 ■

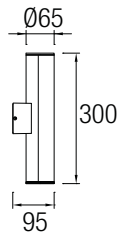
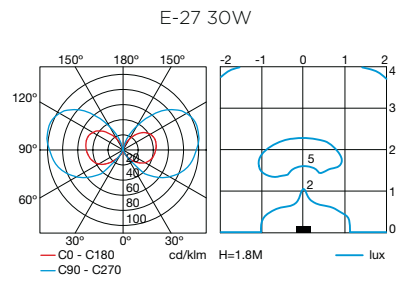
E-27 max. 23W / max. L=150mm
Fluorescent **A++>>>C**



HEBE

05-9238-34-M3 ■

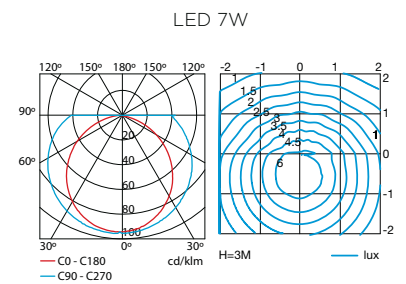
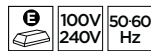
E-27 max. 100W / max. L=167mm
Halogen - Fluorescent **A++>>>C**




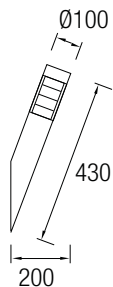
MONACO

05-9780-34-M1 ■

40 LED 7W 3000K 600lm **A++>>A**







PRIAP

05-9239-CA-M2

E-27 max. 23W / max. L=152mm Ø=50mm
Fluorescent

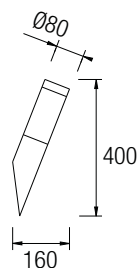
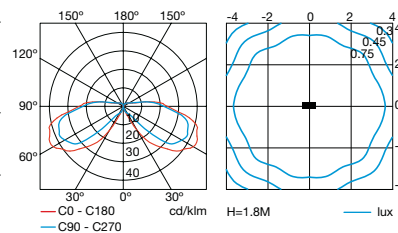
A++ C

CA	INOX AISI 316	PC TRAN DIF	IP 54	IK 06
----	---------------	-------------	-------	-------

Light icon	Hand icon	Box icon	Registered trademark icon
------------	-----------	----------	---------------------------

P. 641

E-27 23W



ELECTRA

05-8790-Y4-M1

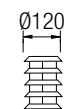
E-27 max. 23W / max. L=167mm Ø=55mm
Fluorescent

A++ C

Y4	INOX AISI 202	PC OPAL DIF	IP 55
----	---------------	-------------	-------

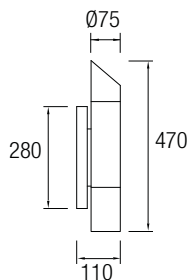
Light icon	Hand icon	Box icon
------------	-----------	----------

P. 645



55-8791-Y4-Y4

Y4	Hand icon	Box icon
----	-----------	----------



NEREO

05-8796-Y4-M1

E-27 max. 23W / max. L=167mm Ø=51mm
Fluorescent

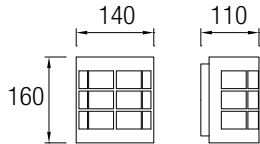
A++ C

Y4	INOX AISI 202	PC OPAL DIF	IP 44	RF 850°C
----	---------------	-------------	-------	----------

Light icon	Hand icon	Box icon
------------	-----------	----------







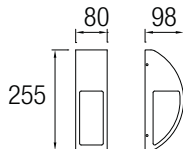
AJAX

05-9600-CA-B8

E-27 max. 40W / max. L=80mm Ø=55mm
Halogen - Fluorescent

A++ >>> C

CA INOX AISI 316 GLA MAT DIF IP 44 RF 850°C



TREBBIN

05-9777-CA-G5

12 LED SAMSUNG 4,2W 3000K 486lm

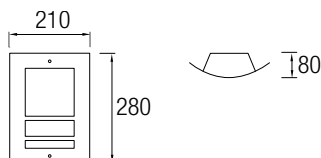
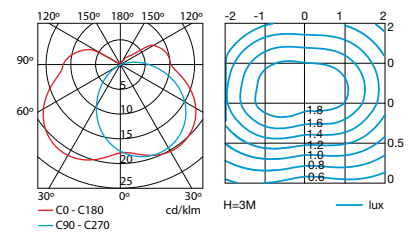
A++ >>> A

CA INOX AISI 316 GLA OPAL DIF IP 23 IK 02

SELF 110V 230V 50-60 Hz



LED 4,2W



AJAX

05-9207-J6-M1

05-9207-Y4-M1

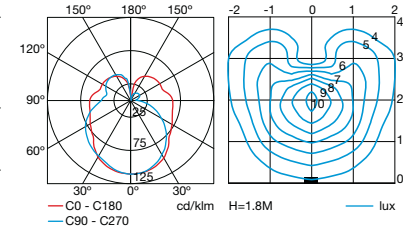
E-27 max. 60W / max. L=140mm Ø=70mm
Halogen - Fluorescent

A++ >>> C

J6 Y4 INOX AISI 304 PC MAT DIF IP 44

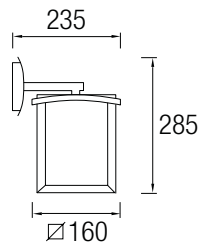


E-27 23W









MARK

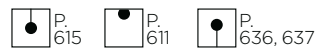
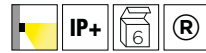
05-9298-14-M1 PC OPAL

05-9298-Z5-M3 PC MAT

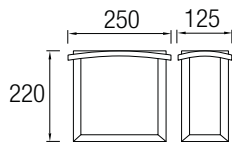
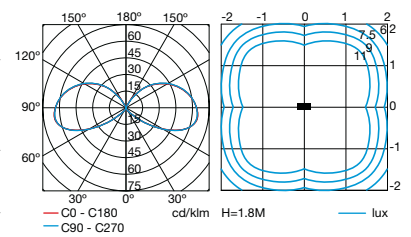
E-27 max. 100W / max. L=150mm

Halogen - Fluorescent - LED

A++ C



E-27 18W



MARK

05-9299-Z5-M3

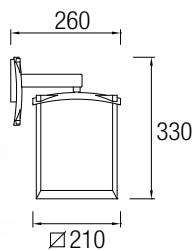
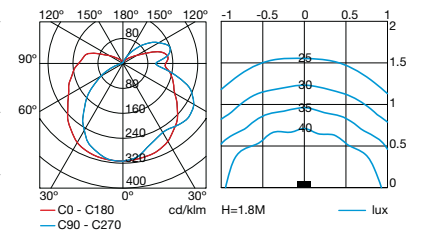
2 x E-27 max. 60W / max. L=150mm Ø=50mm

Halogen - Fluorescent - LED

A++ C



E-27 18W



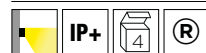
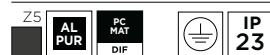
MARK

05-9390-Z5-M3

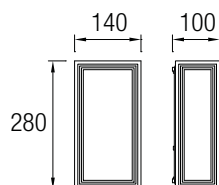
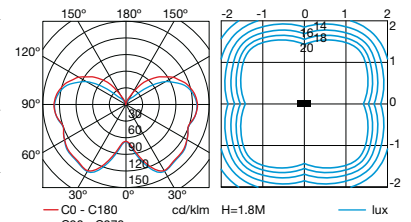
E-27 max. 100W / max. L=200mm

Halogen - Fluorescent - LED

A++ C



E-27 30W



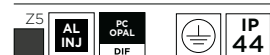
THOMAS

05-9686-Z5-M1

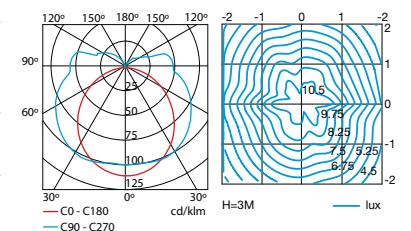
E-27 max. 23W / max. L=180mm

Fluorescent

A++ C



E-27 23W






CEILING



SOLID NEW

15-9843-34-CM ■

320 LED 50W 4000K 6120lm **A++** **A**



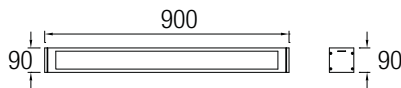
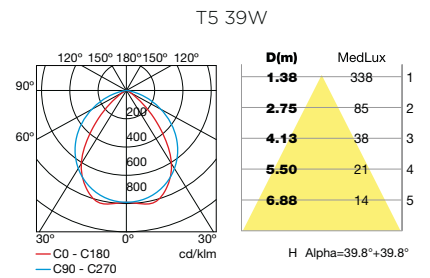
34	PC	ABS	PC		IP	54
			DIF			
	100V	50-60				
	240V	Hz				



AFRODITA

15-9560-34-37 ■

T5 39W Fluorescent **A++** **B**



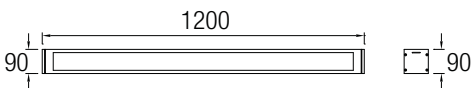
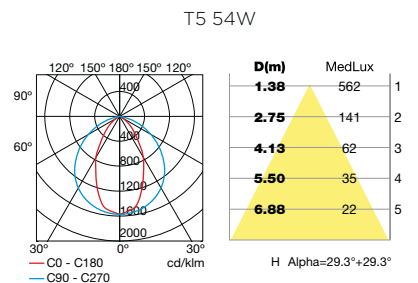
34	AL	GLA		IP	IK	RF
	EXTR	HARD	DIF	54	07	850°C
	BAG	220V	50-60			
		240V	Hz			



AFRODITA

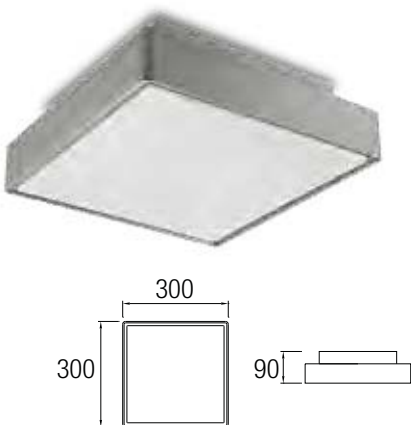
15-9561-34-37 ■

T5 54W Fluorescent **A++** **B**



34	AL	GLA		IP	IK	RF
	EXTR	HARD	DIF	54	07	850°C
	BAG	220V	50-60			
		240V	Hz			

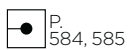




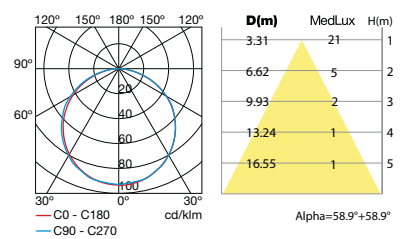
KÖSSEL


15-9619-34-M1 ■

2 x E-27 max. 18W / max. L=160mm Ø=50mm
Fluorescent **A++** >>> **C**



2 x E-27 18W

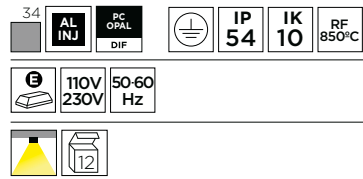




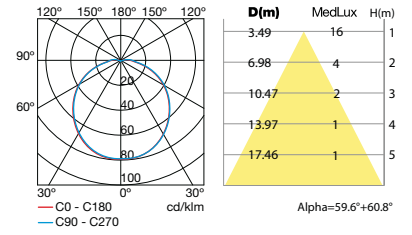
JEP

15-9688-34-M1

25 LED 3,5W 3000K 370lm **A++ >>> A**



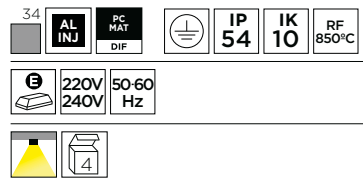
LED 3,5W



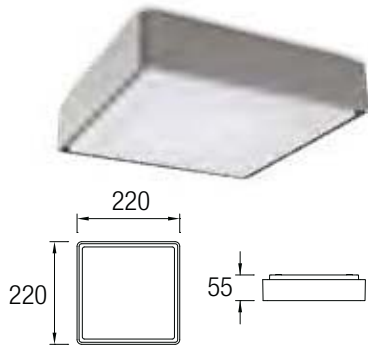
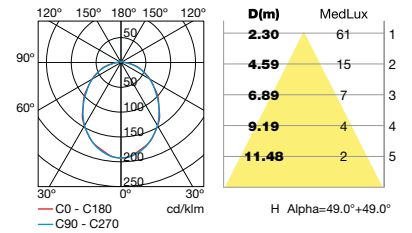
LEGGETT

15-9696-34-CD

81 LED 15W 3000K 1180lm **A++ >>> A**



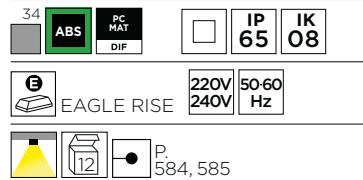
LED 15W



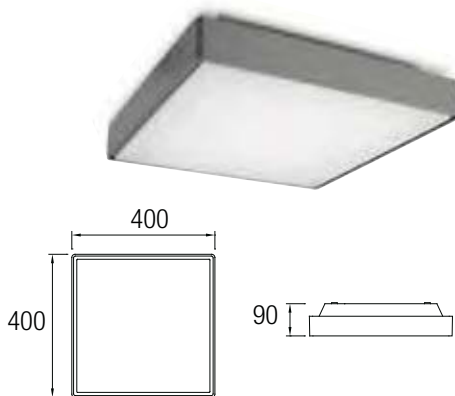
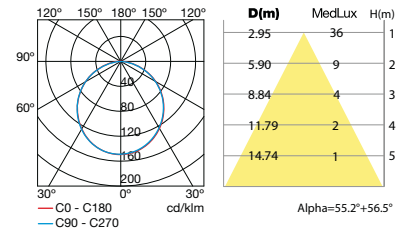
KÖSSEL

15-9778-34-CD

100 LED 6,5W 3000K 644lm **A++ >>> A**



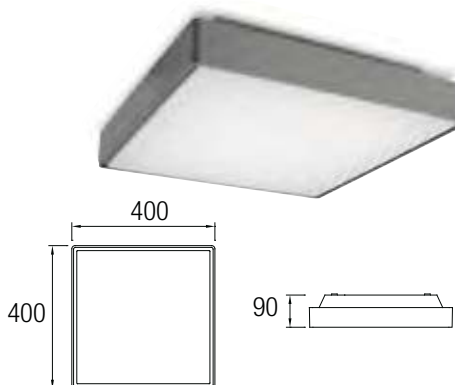
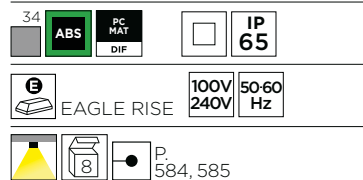
LED 6,5W



KÖSSEL NEW

15-9806-34-CL

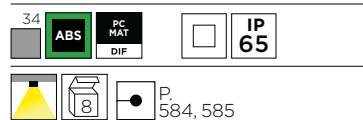
144 LED 19W 3000K 2268lm **A++ >>> A**

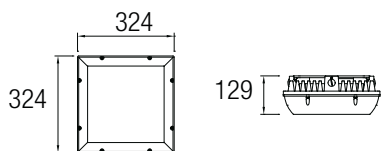


KÖSSEL NEW

15-9807-34-M1

2 x E-27 max. 23W / max. L=190mm Ø=50mm
Halogen - Fluorescent **A++ >>> C**





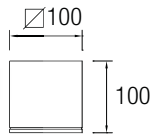
PREMIUM NEW

15-9839-05-CL ■

121 LED SAMSUNG 36W 3000K 4991lm **A++>> A**

05	PC	PC	IP
	DIF		66
E	MEANWELL	100V/240V	50-60 Hz
⚠	⚙ 11	📦 4	®





AFRODITA

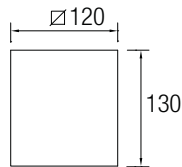
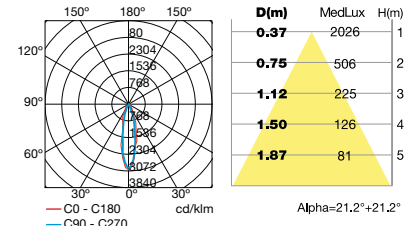
15-9680-34-37

LED 9W

4 LED CREE 9W 4000K 736lm **A++** **A**

34 AL INJ GLA AL INJ GLA IP 65 IK 04 RF 850°C

EAGLE RISE 100V 240V 50-60 Hz



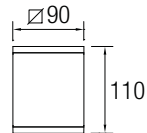

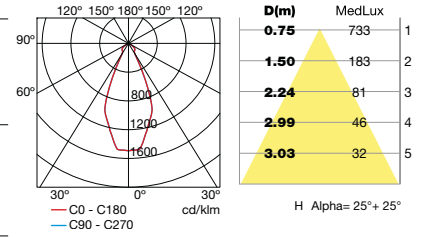
AFRODITA

15-9558-CA-B8

Par-30 50W

Par-20/30 E-27 max. 50W / max. L=98mm Ø=97mm
Halogen - Fluorescent **A++** **C**

CA INOX AISI 316 GLA MAT GLA MAT IP 44 IK 05 RF 850°C



AFRODITA

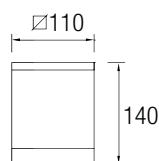
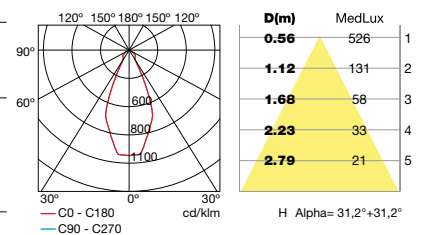
15-9480-34-37

15-9480-Z5-37

GU-10 35W

GU-10 max. 35W / max. L=75mm
Halogen - Fluorescent **A++** **C**

34 Z5 AL INJ GLA AL INJ GLA IP 54 IK 05 RF 850°C



AFRODITA

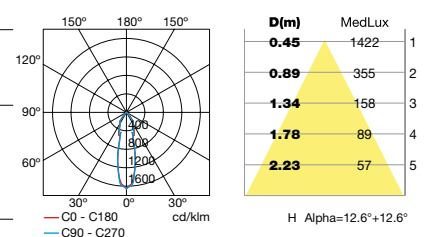
15-9328-34-B8

15-9328-Z5-B8

Par-30 75W

Par-30 E-27 max. 75W / max. L=90mm Ø=97mm
Halogen - Fluorescent **A++** **C**

34 Z5 AL INJ GLA AL INJ GLA IP 54 IK 05 RF 850°C





COSMOS NEW

15-9790-34-CL

15-9790-Z5-CL

LED CREE 12W 3000K 1290lm **A++ >>> A**

34 Z5 AL PUR GLA TRAN DIF IP 65

EAGLE RISE 100V 240V 50-60 Hz



P. 571 P. 631



COSMOS

15-9362-34-37

15-9362-Z5-37

Par-30 E-27 max. 75W / max. L=90mm Ø=97mm
Halogen - Fluorescent **A++ >>> C**

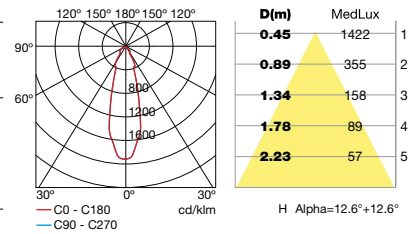
34 Z5 AL PUR GLA TRAN DIF IP 54 IK 07 RF 850°C

0,5M



P. 571 P. 631

Par-30 75W



COSMOS

15-9365-34-T2

15-9365-Z5-T2

2 x GX24d-3 26W Fluorescent **A++ >>> B**

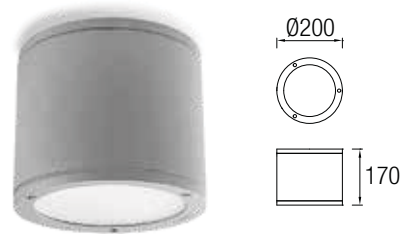
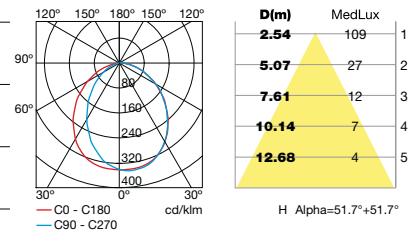
34 Z5 AL INJ GLA MAT DIF IP 65 IK 08 RF 850°C

BAG 220V 240V 50 Hz



P. 571 P. 631

2 x GX24d-3 26W



SELENE

15-9234-34-37

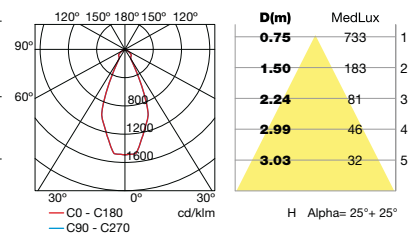
GU-10 max. 35W / max. L=70mm
Halogen - Fluorescent **A++ >>> C**

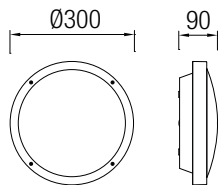
34 AL INJ GLA TRAN PMMA DIF IP 54 RF 850°C 0,5M



P. 573

GU-10 35W

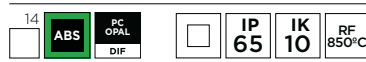




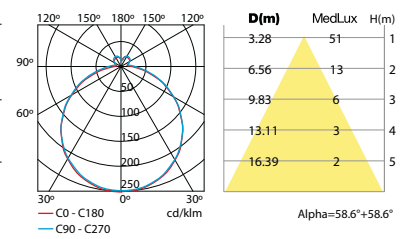
OPAL

15-9677-14-M1

2 x E-27 max. 23W / max. L=165mm Ø=55mm
Fluorescent **A++** **C**



2 x E-27 23W



LED KIT

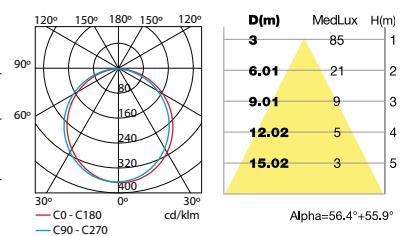
71-9711-00-00V1 4000K 1488lm

71-9712-00-00V1 3000K 1340lm

39 LED 14,5W



LED 14,5W 4000K





LOFT NEW

15-9810-05-CL ■ 3000K 1122lm

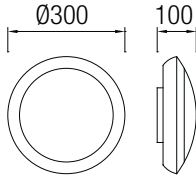
15-9810-05-CM ■ 4000K 1224lm

60 LED 11W A++ >>> A

05 PC ABS PC DIF IP 65

E 100V 240V 50-60 Hz

☀ 12



MICROWAVE SENSOR



OPAL

15-9678-14-M1 □

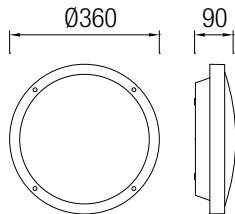
2 x E-27 max. 42W / max. L=180mm Ø=55mm
Halogen - Fluorescent A++ >>> C

14 ABS PC OPAL DIF IP 65 IK 10

220V 240V 50-60 Hz

☀ 360° 1-10m TIME 65-12m LUX 2-2000 6 R

● P. 590



MARK

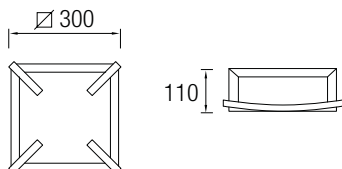
15-9298-Z5-M3 ■

2 x E-27 max. 60W / max. L=167mm Ø=50mm
Halogen - Fluorescent A++ >>> C

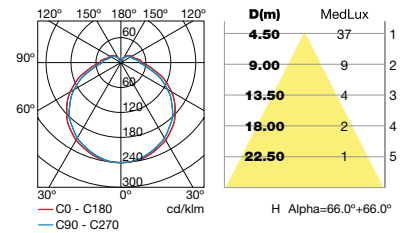
Z5 AL PUR PC MAT DIF IP 44

☀ 6 R

● P. 601 ● P. 615 ● P. 636, 637



2 x E-27 23W





BASIC ALUMINIUM NEW

15-9835-34-M1 ■

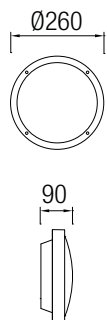
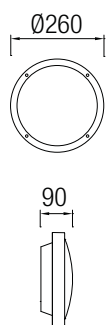
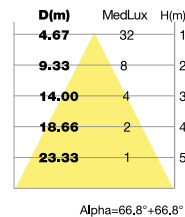
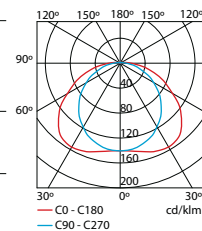
E-27 max. 23W / max. L=165mm Ø=55mm
Fluorescent

A++ C

34 AL PUR ABS PC OPAL DIF IP 65 IK 10 RF 850°C

34 12 R P. 591 P. 661

E27 18W



BASIC

15-9491-34-M3 ■

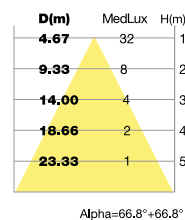
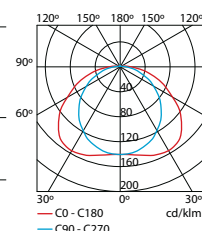
E-27 max. 23W / max. L=165mm Ø=55mm
Fluorescent

A++ C

34 ABS PC MAT DIF IP 65 IK 10 RF 850°C

34 12 R P. 591 P. 661

E27 18W



BASIC

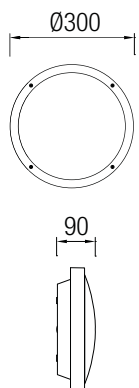
15-9493-34-M3 ■

2 x E-27 max. 23W / max. L=165mm Ø=55mm
Fluorescent

A++ C

34 ABS PC MAT DIF IP 65 IK 10 RF 850°C

34 12 R P. 591 P. 661



BASIC

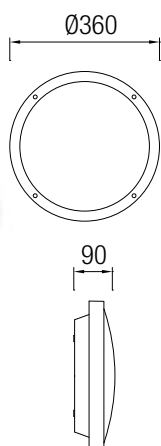
15-9542-34-M3 ■

2 x E-27 max. 23W / max. L=180mm
Fluorescent

A++ C

34 ABS PC MAT DIF IP 65 IK 10 RF 850°C

34 6 R P. 591 P. 661



LED KIT

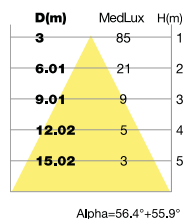
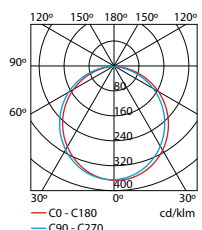
71-9711-00-00V1 4000K 1488lm

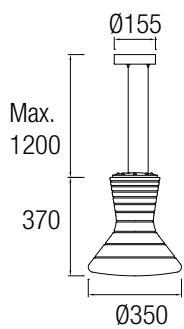
71-9712-00-00V1 3000K 1340lm

39 LED 14,5W

EAGLE RISE 100V 240V 50-60 Hz

LED 14,5W 4000K





JEMBE NEW

00-9796-14-M1

E-27 max. 23W / max. L=150mm
Fluorescent

A++ **C**

M1 PE IP **65**



P
697



KAP

00-9669-14-M1

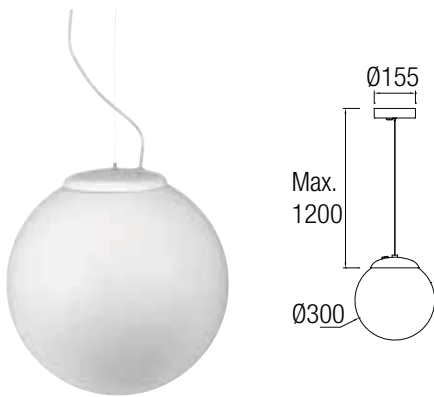
4 x E-27 max. 13W / max. L=120mm Ø50mm
Fluorescent

A++ >>> C

14 PE IP 44 IK 08



P. 699



CISNE NEW

00-9155-14-M1

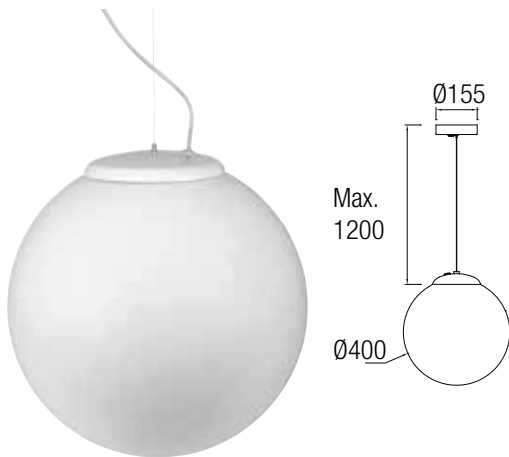
E-27 max. 100W
Halogen - Fluorescent

A++ >>> C

M1 PMMA OPAL IP 44



P. 695



CISNE NEW

00-9156-14-M1

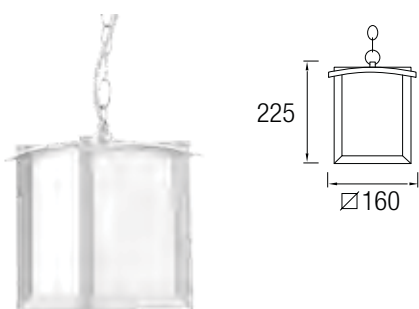
E-27 max. 150W
Halogen - Fluorescent

A++ >>> C

M1 PMMA OPAL IP 44



P. 695



MARK

00-9298-14-M1 PC OPAL

00-9298-Z5-M3 PC MAT

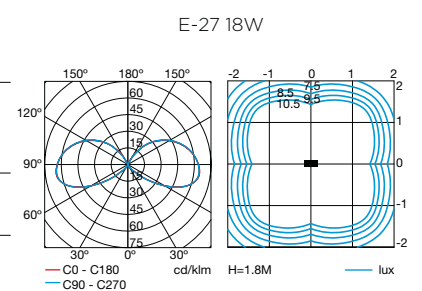
E-27 max. 100W / max. L=150mm
Halogen - Fluorescent - LED

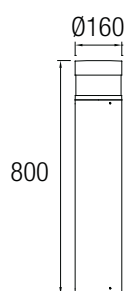
A++ >>> C

14 Z5 AL PUR PC MAT PC OPAL IP 23
DIF DIF DIF



P. 601 P. 611 P. 636, 637





NEWTON NEW

55-9791-Z5-CL ■

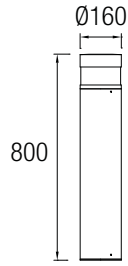
48 LED CREE 13W 3000K 1248lm **A++ >> A**

Z5	AL PUR	PC DIF	⚡	IP 65
----	-----------	-----------	---	----------

Ⓜ	EAGLE RISE	100V 240V	50-60 Hz
---	------------	--------------	-------------

⚠	🔧	88	📦	®
---	---	----	---	---

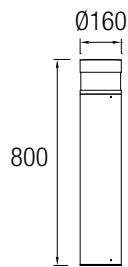
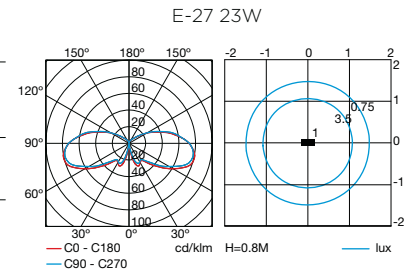
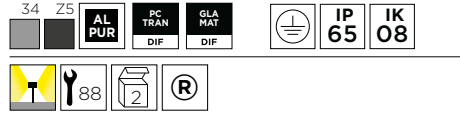
BOLLARDS



NEWTON

55-9504-34-M2 ■
55-9504-Z5-M2 ■

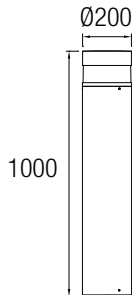
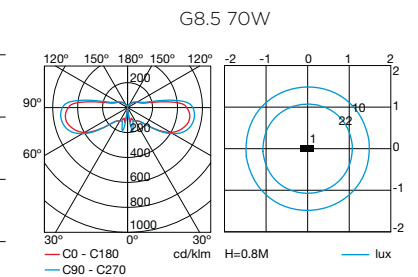
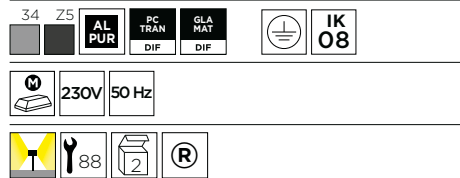
E-27 max. 23W / max. L=155mm Ø=55mm
Fluorescent **A++** >>> **C**



NEWTON

55-9505-34-M2 ■ IP 65 35W
55-9505-Z5-M2 ■ IP 65 35W
55-9506-34-M2 ■ IP 54 70W
55-9506-Z5-M2 ■ IP 54 70W

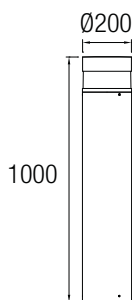
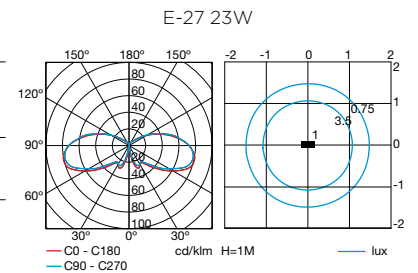
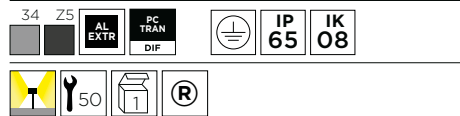
G8.5 HID **A++** >>> **C**



NEWTON

55-9550-34-M2 ■
55-9550-Z5-M2 ■

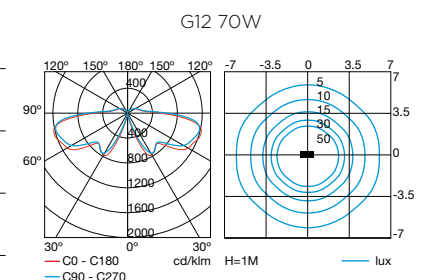
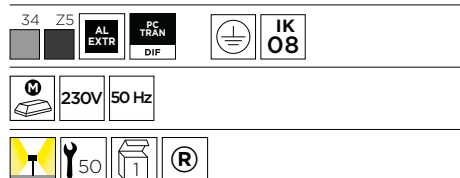
E-27 max. 23W / max. L=165mm Ø=55mm
Fluorescent **A++** >>> **C**



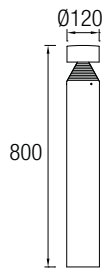
NEWTON

55-9551-34-M2 ■ IP 65 35W
55-9551-Z5-M2 ■ IP 65 35W
55-9552-34-M2 ■ IP 54 70W
55-9552-Z5-M2 ■ IP 54 70W

G12 HID **A++** >>> **C**





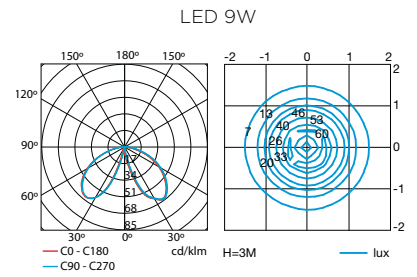


CILIN

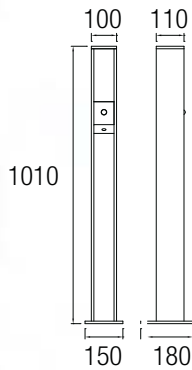
55-9706-Z5-CD

9 LED CREE 9W 3000K 846lm **A++ >> A**

Z5	AL PUR	PC MAT DIF	IP 65	IK 08
EAGLE RISE	100V 240V	50-60 Hz		
16	2			



PIR
SENSOR



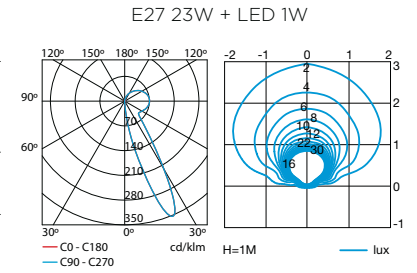
TWO-LIGHT

55-9775-Z5-CD

E-27 max.23W Fluorescent / L= 180mm **A++ >>> C**

+ LED 1W 3000K 94lm **A++ >> A**

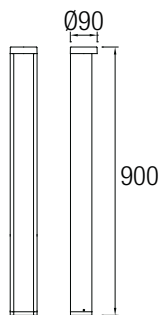
Z5	AL PUR	PC MAT DIF	IP 65	IK 07
EAGLE RISE	220V 240V	50-60 Hz		
120°	10m	98	2	®



LED



LED+E-27



HAUTE NEW

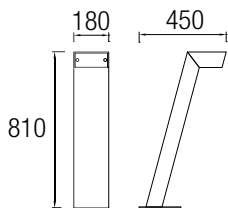

55-9834-34-CL

LED 7W 3000K 567lm **A++ >> A**

34	AL PUR	GLA DIF	IP 65	
EAGLE RISE	100V 240V	50-60 Hz		
58	4			



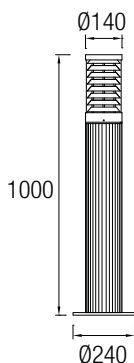
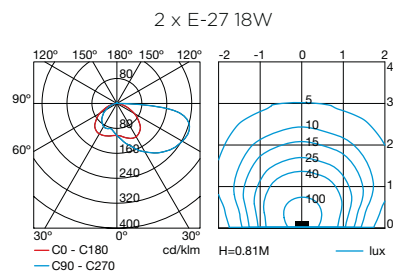

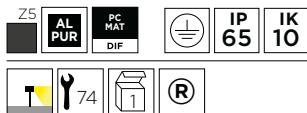




TORCH

55-9459-Z5-M3 ■

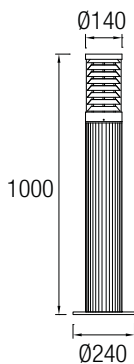
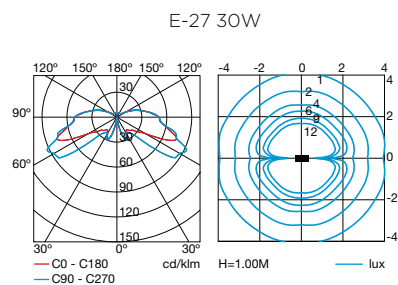
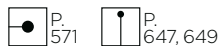
2 x E-27 max. 18W / max. L=150mm Ø=50mm
Fluorescent **A++ >>> C**



TEMIS

55-9479-34-M2 ■

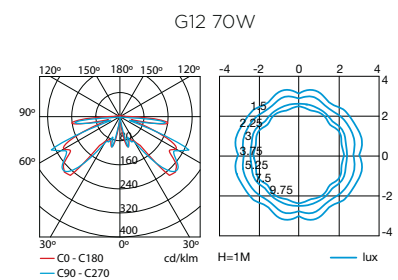
E-27 max. 100W / max. L=160mm Ø=55mm
Halogen - Fluorescent **A++ >>> C**



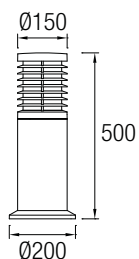
TEMIS

55-9530-34-M2 ■

G12 70W HID **A++ >>> C**







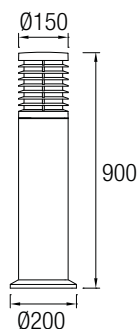
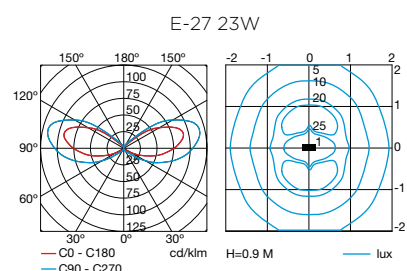
NOTT

55-9655-05-CD ■

E-27 max. 23W / max. L=190mm
Fluorescent

A++ >>> C

05 PP PC IP65 IK08
DIF



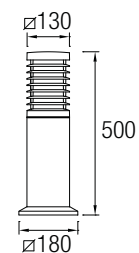
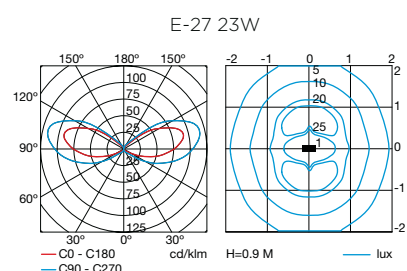
NOTT

55-9656-05-CD ■

E-27 max. 23W / max. L=190mm
Fluorescent

A++ >>> C

05 PP PC IP65 IK08
DIF



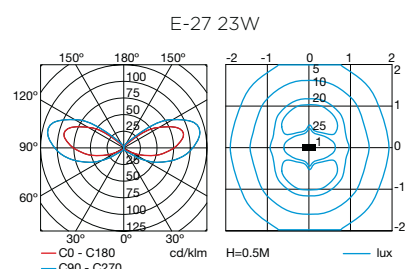
NOTT

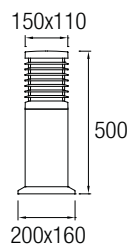
55-9657-05-CD(S) ■

E-27 max. 23W / max. L=190mm
Fluorescent

A++ >>> C

05 PP PC IP65 IK08
DIF





NOTT

55-9358-34-M3 ■

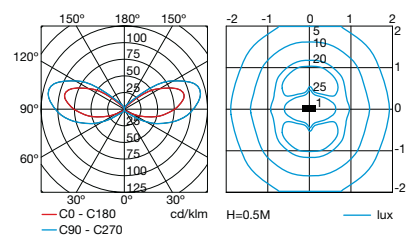
55-9358-Z5-M3 ■

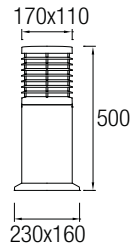
E-27 max. 30W / max. L=190mm
Halogen - Fluorescent

A++ C



E-27 23W





NOTT

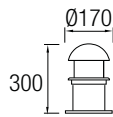
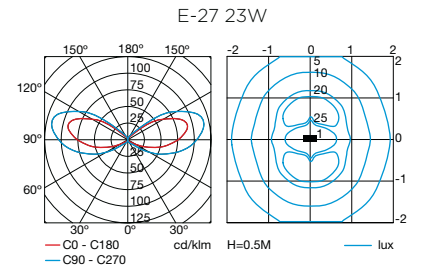
55-9357-34-M3 ■

55-9357-Z5-M3 ■

E-27 max. 30W / max. L=190mm

Halogen - Fluorescent

A++ >>> C



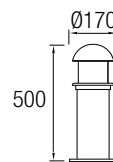
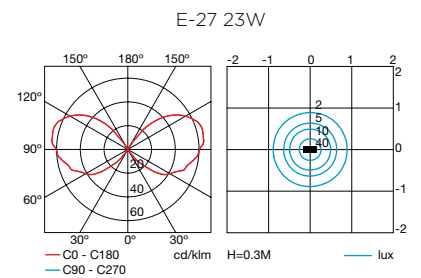
BALIZAS

55-9334-Z5-M3 ■

E-27 max. 100W / max. L=170mm

Halogen - Fluorescent

A++ >>> C



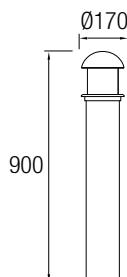
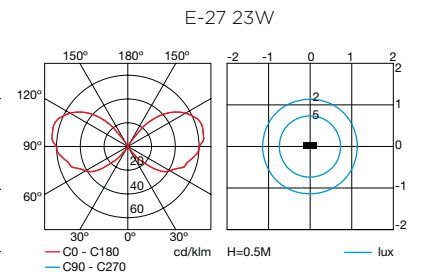
BALIZAS

55-9335-Z5-M3 ■

E-27 max. 100W / max. L=140mm Ø=55mm

Halogen - Fluorescent

A++ >>> C



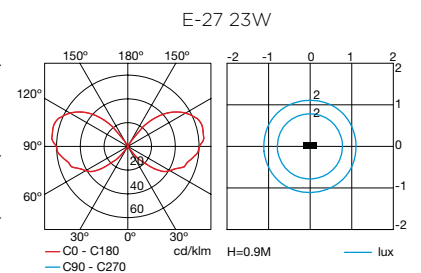
BALIZAS

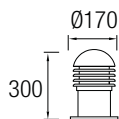
55-9336-Z5-M3 ■

E-27 max. 100W / max. L=140mm Ø=55mm

Halogen - Fluorescent

A++ >>> C





BALIZAS

55-9318-34-M3 ■

55-9318-Z5-M3 ■

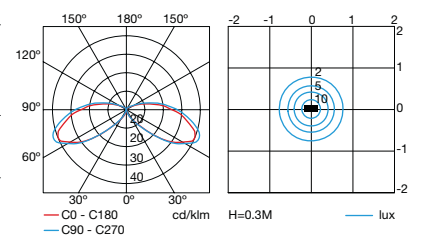
E-27 max. 100W / max. L=170mm
Halogen - Fluorescent

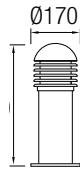
A++ C

34 Z5 AL PUR PC MAT IP 44 IK 08 DIF



E-27 23W





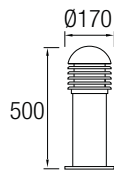
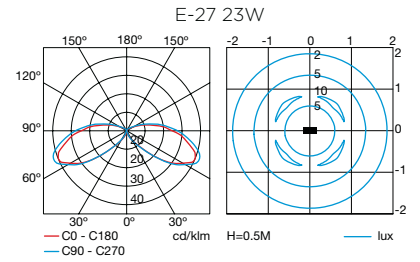
BALIZAS

55-9319-34-M3 ■

55-9319-Z5-M3 ■

E-27 max. 100W / max. L=140mm Ø=55mm
Halogen - Fluorescent

A++ C

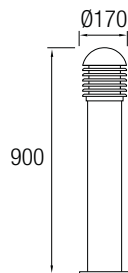
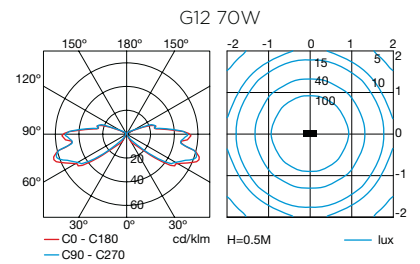
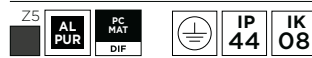


BALIZAS

55-9342-Z5-M3 ■

G12 70W HID

A++ C



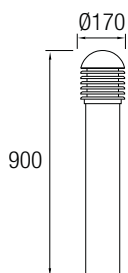
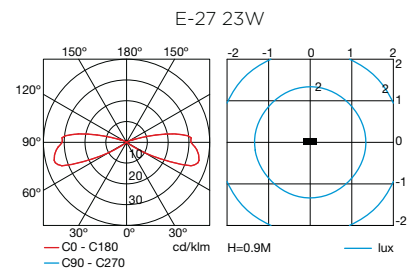
BALIZAS

55-9320-34-M3 ■

55-9320-Z5-M3 ■

E-27 max. 100W / max. L=140mm Ø=55mm
Halogen - Fluorescent

A++ C

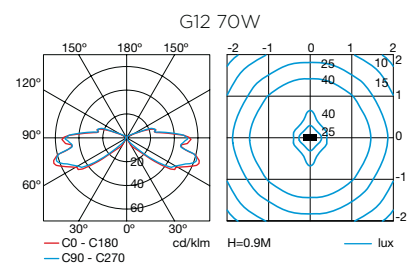
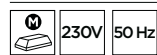


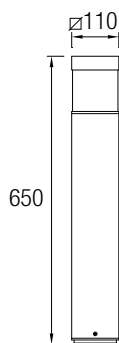
BALIZAS

55-9343-Z5-M3 ■

G12 70W HID

A++ C





CUBASE

55-9690-34-M2 ■

4 LED CREE 9W 3000K 648lm

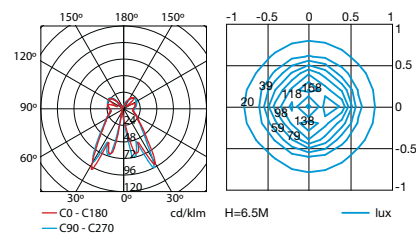
A++ >>> A

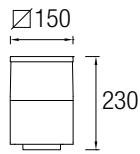
34 AL EXTR PC TRAN IP 54
DIF

100V 50-60
240V Hz

15 2 R

LED 9W





CUBIK

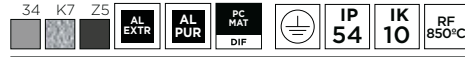
10-9386-34-M3 ■

10-9386-K7-M3 ■

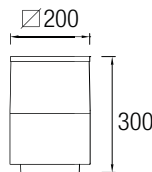
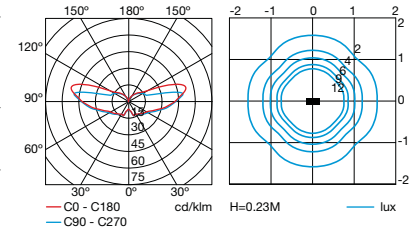
10-9386-Z5-M3 ■

E-27 max. 60W / max. L=180mm
Halogen - Fluorescent

A++ C



E-27 13W



CUBIK

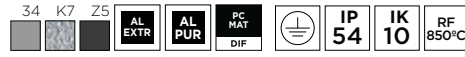
10-9387-34-M3 ■

10-9387-K7-M3 ■

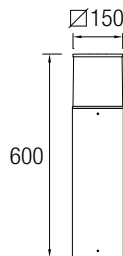
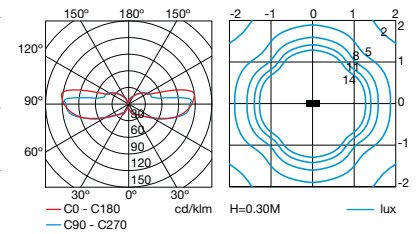
10-9387-Z5-M3 ■

E-27 max. 100W / max. L=185mm
Halogen - Fluorescent

A++ C



E-27 18W



CUBIK

55-9488-34-M3 ■

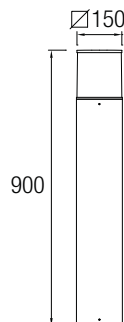
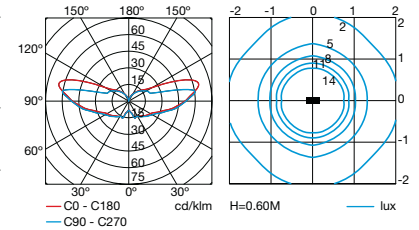
55-9488-Z5-M3 ■

E-27 max. 60W / max. L=180mm
Halogen - Fluorescent

A++ C



E-27 13W



CUBIK

55-9549-34-M3 ■

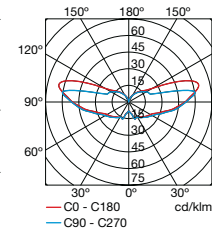
55-9549-Z5-M3 ■

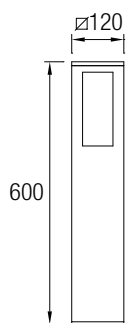
E-27 max. 60W / max. L=180mm
Halogen - Fluorescent

A++ C



E-27 13W





WAY

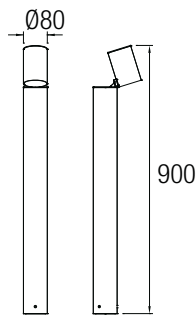
55-9682-Z5-37 ■

GU-10 max. 50W / max. L=80mm
Halogen - Fluorescent

A++ **C**

Z5	AL EXTR	GLA DIF	⏏	IP 65	IK 08	RF 850°C	⏏ 0,5M
----	------------	------------	---	----------	----------	-------------	-----------

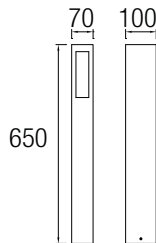
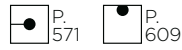




COSMOS NEW

55-9867-J6-CL

LED 7W 3000K 585lm **A++ >> A**

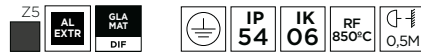


WAY

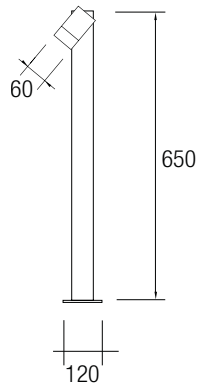
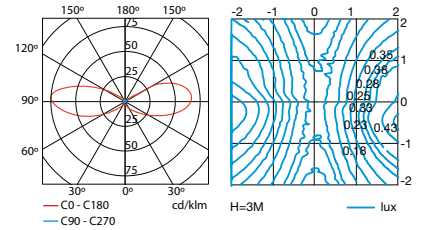
55-9759-Z5-T2

E-27 max. 60W / max. L=180mm
Halogen - Fluorescent

A++ >>> C



E27 60W

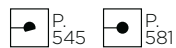


ICARO

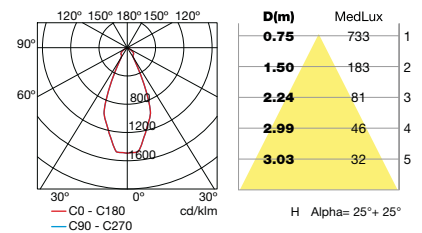
55-9190-34-37

2 x GU-10 max. 50W / max. L=75mm
Halogen - Fluorescent

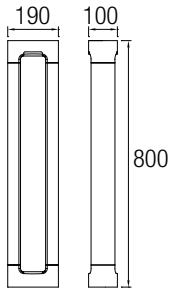
A++ >>> C



GU-10 50W







MÜLLER NEW

55-9557-Z5-CL

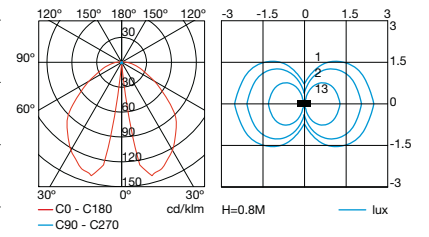
LED BRIDGELUX 8,7W 3000K 975lm **A++ >>> A**

Z5 AL EXTR PC MAT IP 54 IK 08
DIF

MEANWELL 100V 240V 50-60 Hz



LED 8,7W



HELION

55-9721-Z5-M1

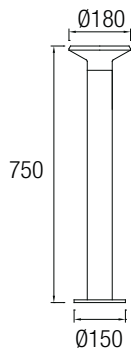
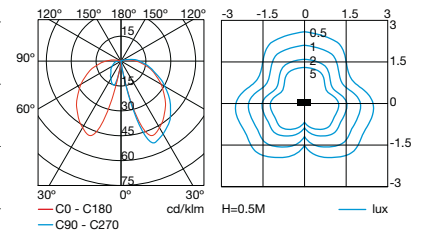
LED BRIDGELUX 6,7W 3000K 640lm **A++ >>> A**

Z5 AL INJ PC OPAL IP 54
DIF

EAGLE RISE 100V 240V 50-60 Hz



LED 6,7W



SPACE NEW

55-9872-Z5-CL

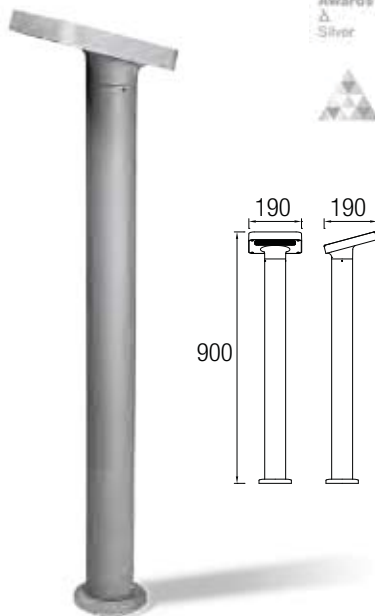
LED SHARP 7,5W 350lm **A++ >>> A**

Z5 AL PUR AL EXTR PC DIF IP 65

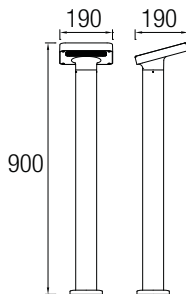
100V 240V 50-60 Hz







Delta '12 Awards Silver



PILE NEW

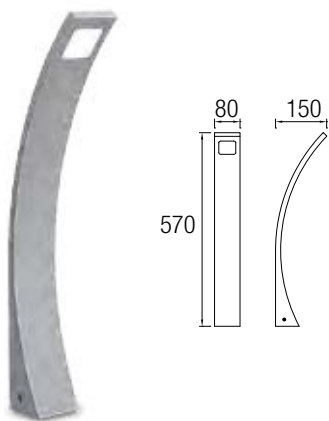
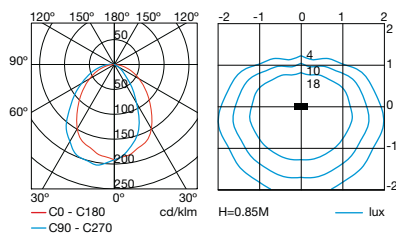
55-9555-34-CL

8 LED CREE 8W 3000K 752lm **A++ >> A**

34	AL PUR	PC MAT DIF	IP 54
EAGLE RISE	100V 240V	50-60 Hz	
⚡	97	2	®



LED 8W



SHARPE

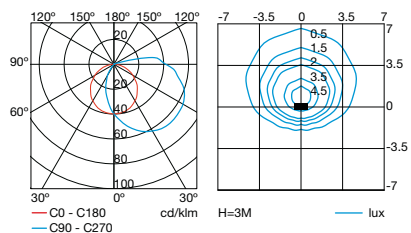
55-9602-34-M1

3 LED CREE 3W 4000K 321lm **A++ >> A**

34	AL INJ	PC OPAL DIF	IP 44	RF 850°C
EAGLE RISE	100V 240V	50-60 Hz		
⚡	4			

P 587

LED 3W



DIAGO NEW

55-9873-Z5-CL

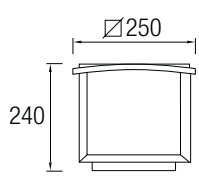
LED SHARP 5W 3000K 280lm **A++ >> A**

Z5	AL EXTR	GLA DIF	IP 65
EAGLE RISE	100V 240V	50-60 Hz	
⚡	22	4	

P 557



OUTDOOR | BOLLARDS



MARK

10-9299-14-M1

PC OPAL

10-9299-Z5-M3

PC MAT

E-27 max. 100W / max. L=185mm
Halogen - Fluorescent

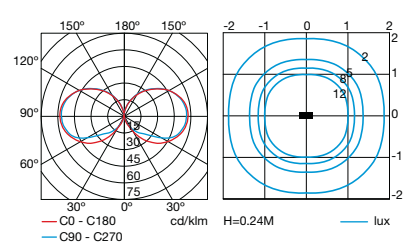
A++ C

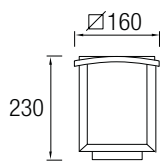
14	Z5	AL PUR	PC MAT DIF	PC OPAL DIF	IP 44
----	----	--------	------------	-------------	-------

	IP+		24		4	
--	-----	--	----	--	---	--

	P.601		P.615		P.611
--	-------	--	-------	--	-------

E-27 23W



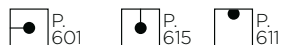


MARK

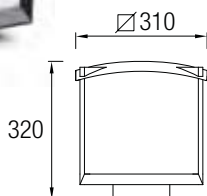
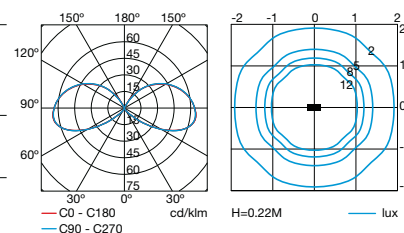
10-9298-Z5-M3

E-27 max. 100W / max. L=185mm
Halogen - Fluorescent

A++ C



E-27 18W

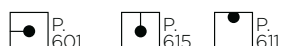


MARK

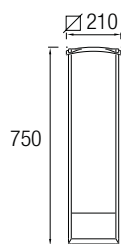
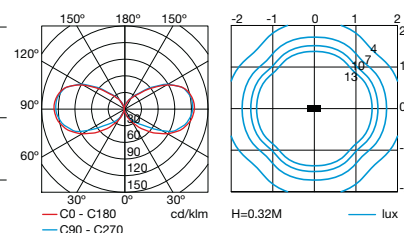
10-9390-Z5-M3

E-27 max. 100W / max. L=220mm
Halogen - Fluorescent

A++ C



E-27 30W



MARK

55-9390-14-M1

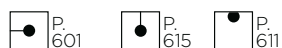
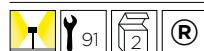
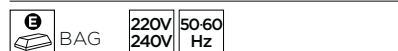
PC OPAL

55-9390-Z5-M3

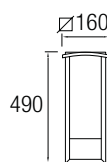
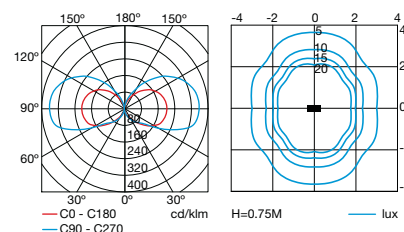
PC MAT

2G11 55W Fluorescent

A++ C



2G11 55W

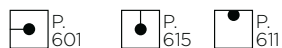
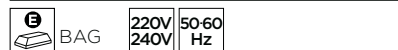


MARK

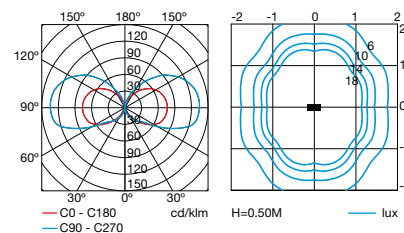
55-9298-Z5-M3

2G11 24W Fluorescent

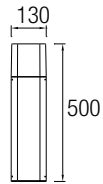
A++ B



2G11 24W





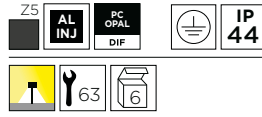


MANDELA

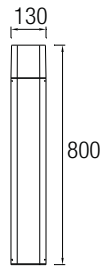
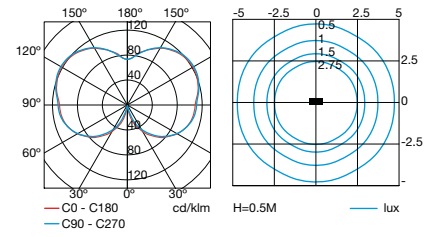
55-9605-Z5-M1 ■

E-27 max. 23W / max. L=150mm
Fluorescent

A++ >>> C



E-27 18W

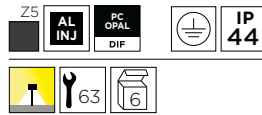


MANDELA

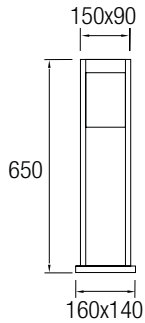
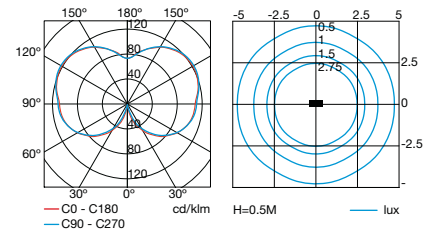
55-9606-Z5-M1 ■

E-27 max. 23W / max. L=150mm
Fluorescent

A++ >>> C



E-27 18W

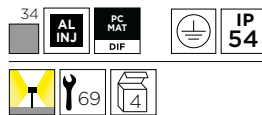


HEBE

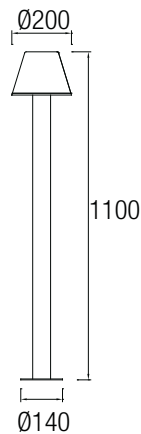
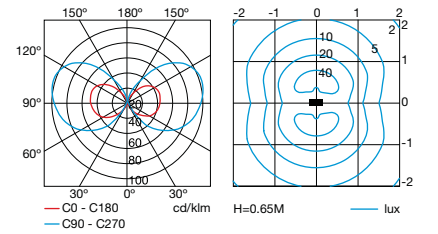
55-9238-34-M3 ■

E-27 max. 100W / max. L=167mm Ø=51mm
Halogen - Fluorescent

A++ >>> C



E-27 30W


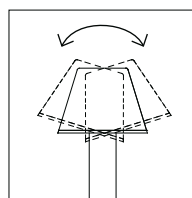
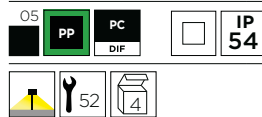



SMILE NEW

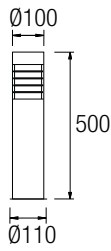
55-9848-05-M1 ■

E-27 max. 18W / max. L=140mm Ø=49mm
Fluorescent

A++ >>> C







PRIAP

55-9239-CA-M2

E-27 max. 23W / max. L=152mm Ø=50mm
Fluorescent

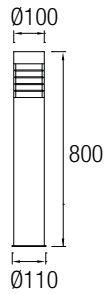
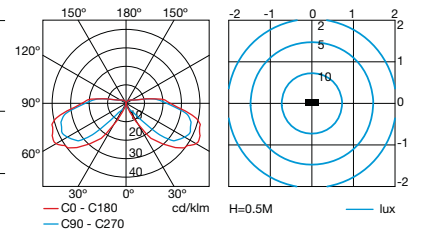
A++ >>> C

CA	INOX AISI 316	PC TRAN DIF	IP 54
----	---------------	-------------	-------

		70	4

P. 595

E-27 23W



PRIAP

55-9440-CA-M2

E-27 max. 23W / max. L=152mm Ø=50mm
Fluorescent

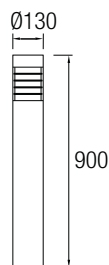
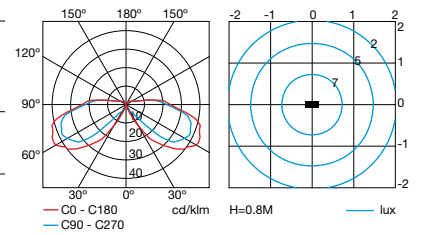
A++ >>> C

CA	INOX AISI 316	PC TRAN DIF	IP 54
----	---------------	-------------	-------

		70	4

P. 595

E-27 23W



PRIAP

55-9317-Y4-M2

E-27 max. 23W / max. L=152mm Ø=50mm
Fluorescent

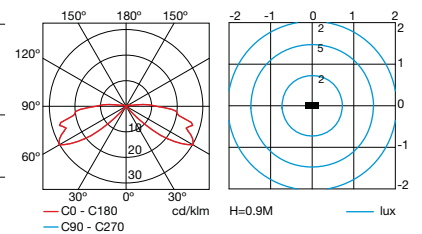
A++ >>> C

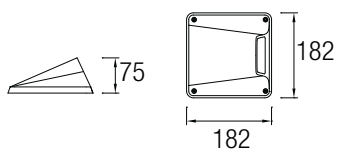
Y4	INOX AISI 202	PC TRAN DIF	IP 54
----	---------------	-------------	-------

		2

P. 595

E-27 23W






REXEL

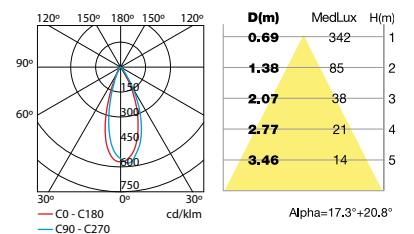
55-9741-Z5-37

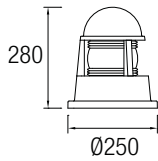
4 LED CREE 4,3W 3000K 304lm **A++ >> A**

Z5	AL PUR	GLA TRAN DIF	IP 65	IP 67	IK 06
SELF	100V 240V	50-60 Hz			
15°	45°	10	8	®	



LED 4,3W

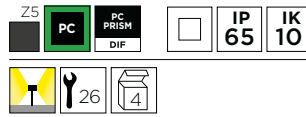




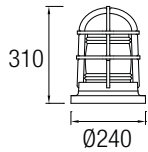
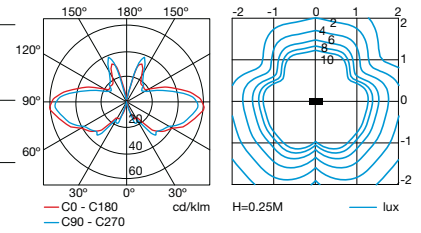
ODIN

10-9645-Z5-M2 ■

E-27 max. 60W / max. L=180mm
Halogen - Fluorescent **A++>>>C**



E-27 23W



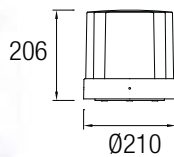
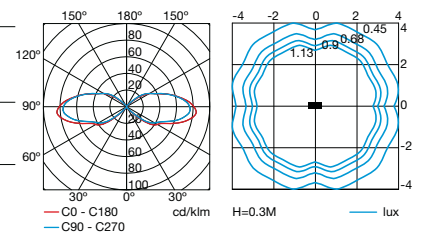
MARINER

10-9475-Z5-M2 ■

E-27 max. 60W / max. L=180mm
Halogen - Fluorescent **A++>>>C**



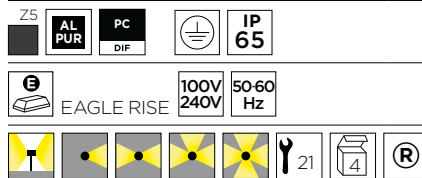
E-27 23W



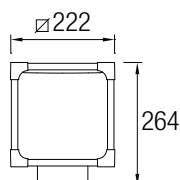
COMPACT NEW

10-9847-Z5-CL ■

32 LED 16,8W 3000K 1801lm **A++>>A**



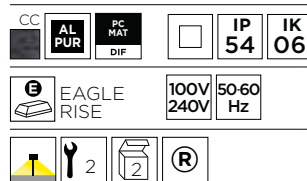
OUTDOOR | BOLLARDS



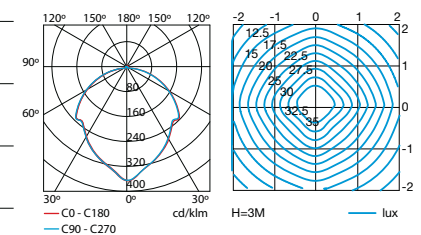
VINTAGE

10-9774-CC-CD ■

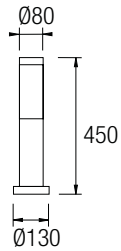
192 LED 13,5W 3000K 1209lm **A++>>A**



LED 13,5W





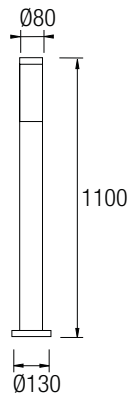


ELECTRA

10-8790-Y4-M1

E-27 max. 23W / max. L=167mm Ø=55mm
Fluorescent

A++ >>> C



ELECTRA

55-8790-Y4-M1

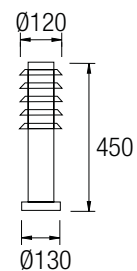
E-27 max. 23W / max. L=167mm Ø=55mm
Fluorescent

A++ >>> C



55-8791-Y4-Y4

Kit reflector / Reflector kit / Kit réflecteur / Reflektor-Kit / Kit riflettore /
Kit refletor / Комплект отражателей / Zestaw odbłyśnika / **10-8790,**
55-8790

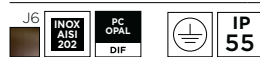


ELECTRA

10-9333-J6-M1

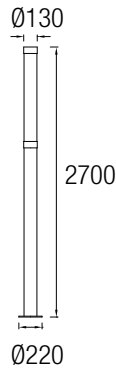
E-27 max. 23W / max. L=167mm Ø=51mm
Fluorescent

A++ >>> C





STREET LIGHTS

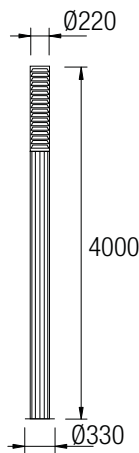


LYON NEW

55-9809-34-CL ■ 3000K 4572lm

55-9809-34-CM ■ 4000K 5080lm

768 LED 48W **A++ >> A**



TEMIS

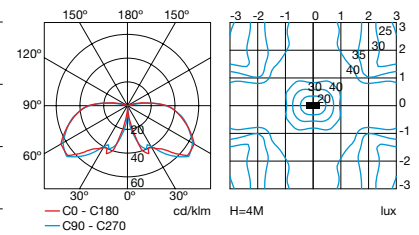
60-9294-34-M2^(S) ■

2 x E-40 150W HID (HPS-MH) **A+ >> A**



2 x E-40 150W

60-9294+55-9293



TEMIS

55-9293-34-34^(S) ■



60-9294
+
55-9293



Reflectores anticontaminación lumínica.
Anti light pollution reflectors.
Réflecteurs anti-pollution lumineuse.
Reflektore für eine umweltfreundliche Beleuchtung
Riflettori anti-contaminazione luminica.
Reflectores que evitam a poluição luminosa.
Отражатели для предотвращения светового загрязнения
Odbłyśniki zapobiegające zjawisku "light pollution"



Superficie estriada para evitar el pegado de adhesivos.
Slotted surface to prevent sticking of adhesives.
Surface striée pour éviter le collage d'adhésifs.
Gestreckte Oberflächen, um das Ankleben von Adhäsivmaterial zu vermeiden
Superficie striata per evitare l'attacco degli adesivi.
Superficie estriada para evitar a colagem de adesivos.
Рифленая поверхность для предотвращения размещения наклеек.
Powierzchnia szczelinowana uniemożliwiająca przyklejanie



Kit de instalação incluido.
Installation kit included.
Kit d'installation compris.
Einbauset inklusive.
Kit installazione incluso.
Kit de instalação incluso.
Прилагается набор для установки
Zestaw montażowy w komplecie



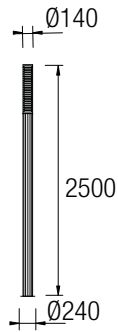
Reflectores anticontaminación luminica.
 Anti light pollution reflectors.
 Réflecteurs anti-pollution lumineuse.
 Reflektore für eine umweltfreundliche Beleuchtung
 Riflettori anti-contaminazione luminica.
 Reflectores que evitam a poluição luminosa.
 Отражатели для предотвращения светового загрязнения
 Odbyśniki zapobiegające zjawisku "light pollution"



Superficie estriada para evitar el pegado de adhesivos.
 Slotted surface to prevent sticking of adhesives.
 Surface striée pour éviter le collage d'adhésifs.
 Gestreckte Oberflächen, um das Ankleben von Adhäsivmaterial zu vermeiden
 Superficie striata per evitare l'attacco degli adesivi.
 Superficie estriada para evitar a colagem de adesivos.
 Рифленая поверхность для предотвращения размещения наклеек.
 Powierzchnia szczelinowana uniemożliwiająca przyklejanie



Kit de instalación incluido.
 Installation kit included.
 Kit d'installation compris.
 Einbaukit inklusive.
 Kit installazione incluso.
 Kit de instalação incluido.
 Прилагается набор для установки
 Zestaw montażowy w komplecie

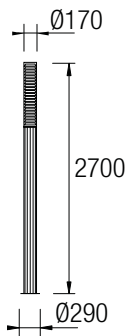
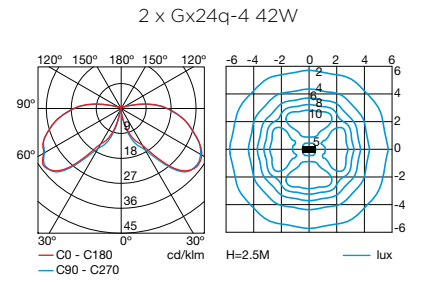




TEMIS

55-9431-34-M2

2 x Gx24q3/q4 26-32-42W

A++ B

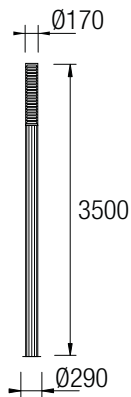
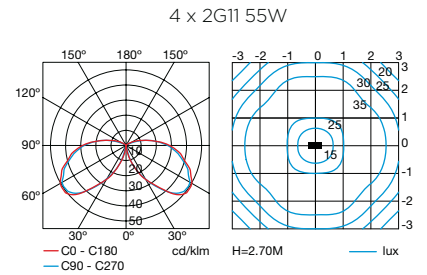



TEMIS

55-9268-34-M2

4 x 2G11 55W

A++ B

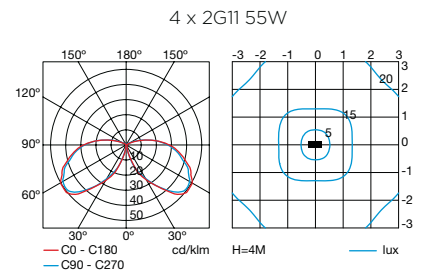



TEMIS

55-9269-34-M2

4 x 2G11 55W

A++ C




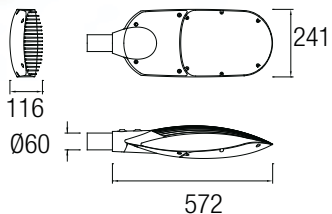
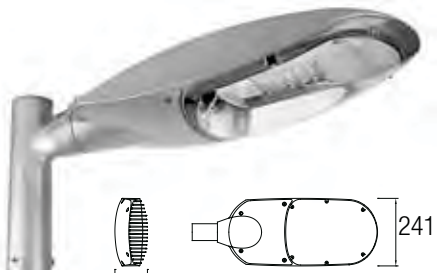
TEMIS

71-9514-52-52

Reflector direccional para / Directional reflector for / Réflecteur directionnel pour / Reflektor für / Riflettore direzionale per / Refletor direccional para / Направленный отражатель для / Odbłyśnik kierunkowy dla / **55-9268, 55-9269**







GLAVA NEW

60-9842-34-CM

24 LG LED 55,5W 4000K 6468lm **A++>>A**



71-4554-AV-AV
(URBAN)

POMPEYA

71-9291-34-34


Soporte para instalación en poste de diámetro 60mm para usar con los cabezales Pompeya: / Supporting bracket for use with 60mm diameter post installation. To be used with Pompeya heads: / Support à installer sur un mât de 60 mm de diamètre à utiliser avec les têtes Pompeya: / Halterung an Masten mit 60 mm Durchmesser zur Verwendung mit den Köpfen Pompeya: / Supporto per installazione su palo di diametro 60mm da utilizzare con testata Pompeya: / Suporte para instalação em poste com diâmetro de 60 mm para usar com as cabeças Pompeya: / Крепление для установки на столбе диаметром 60 мм для использования головок Помпея: / Wspornik dla instalacji na słupku o średnicy 60mm do użycia z głowicami Pompeya: / **05-9251, 05-9537, 05-9538, 05-9539, 05-9254**



POMPEYA

71-9292-34-34

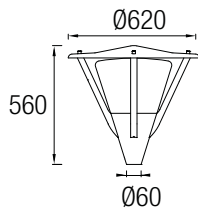
Soporte para instalación en poste de diámetro 60mm para usar con los cabezales Pompeya: / Supporting bracket for use with 60mm diameter post installation. To be used with Pompeya heads: / Support à installer sur un mât de 60 mm de diamètre à utiliser avec les têtes Pompeya: / Halterung an Masten mit 60 mm Durchmesser zur Verwendung mit den Köpfen Pompeya: / Supporto per installazione su palo di diametro 60mm da utilizzare con testata Pompeya: / Suporte para instalação em poste com diâmetro de 60 mm para usar com as cabeças Pompeya: / Крепление для установки на столбе диаметром 60 мм для использования головок Помпея: / Wspornik dla instalacji na słupku o średnicy 60mm do użycia z głowicami Pompeya: / **05-9538, 05-9539, 05-9254**



55-9305-48-48





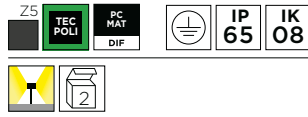


HEADS

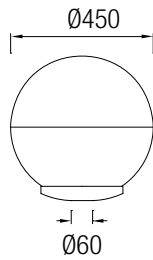
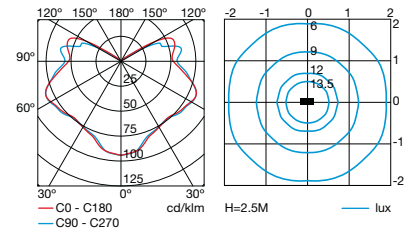
60-9376-Z5-M3 ■

E-27 max. 150W
Halogen - Fluorescent

A++ >>> C



E-27 100W

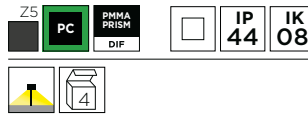


HEADS

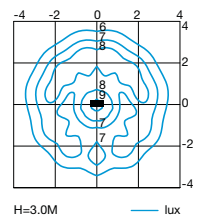
60-9482-Z5-M2 ■

E-27 max. 100W
Halogen - Fluorescent

A++ >>> C



E-27 30W

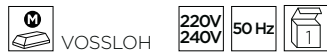


HEADS

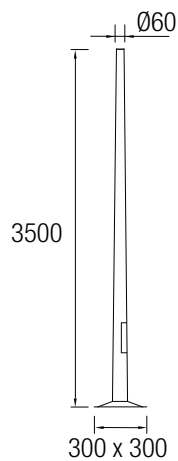
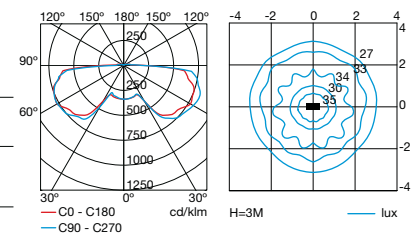
71-9508-00-00

E-27 70W HID (HPS-MH)

A++ >>> C



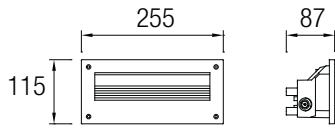
HIT 70W



55-9305-48-48 ■







MICENAS NEW

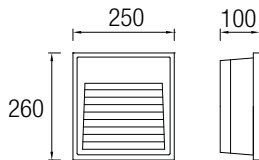
05-9832-34-CM

05-9832-Z5-CM

15 LED 5,5W 4000K 648lm **A++>>A**



RECESSED



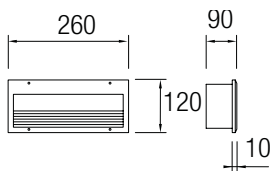
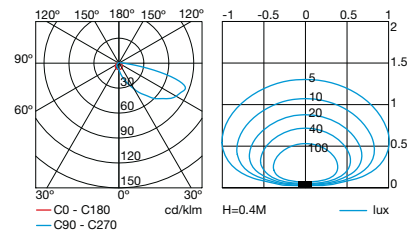
MICENAS

05-9434-34-T2

G24d-3 26W Fluorescent **A++>>B**



G24 d-3 26W



MICENAS

05-9179-14-B8

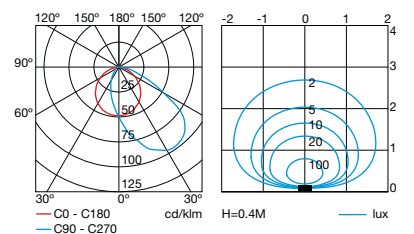
05-9179-34-B8

05-9179-Z5-B8

G24d-3 26W Fluorescent **A++>>B**



G24d-3 26W



HERCULES

05-8961-05-B8

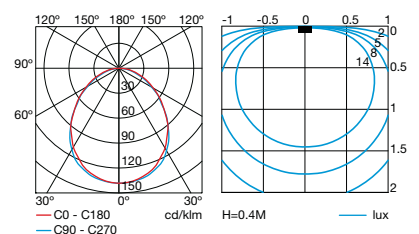
05-8961-14-B8

05-8961-34-B8

E-27 max. 60W / max. L=145mm Ø=45mm
Halogen - Fluorescent **A++>>C**



E-27 20W



FLUORESCENT KIT

71-8969-00-00



Fluorescent kit for 05-8961



LED KIT

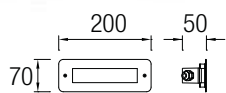
71-9713-00-00 4000K 432lm

71-9714-00-00 3000K 382lm

54 LED 3,5W **A++>>A**



LED kit for 05-8961




52 x 160

GEA **NEW**

05-9799-CA-CM 

16 LED CREE 2,2W 4000K 236lm **A++** **A**

CA	INOX AISI 316	PC FRISM DIF		IP 65	IK 10	RF 850°C
----	---------------------	--------------------	---	----------	----------	-------------

 EAGLE RISE	110V 240V	50-60 Hz
--	--------------	-------------

		FILTER 3000K			 27		
---	---	-----------------	---	---	--	---	--



GEA NEW

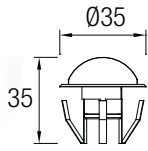

55-9864-Y4-CL

2 LED 1W 3000K 20lm **A++>>>A**

Y4 **INOX AISI 304** **GLA DIF** **IP 67**

71-9846 **12 VDC**

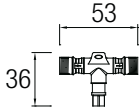
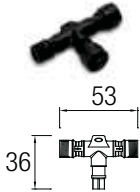
51 **24**



71-9844-05-05 NEW

(5u)

IP 67 **20**



71-9845-05-05 NEW

(5u)

IP 67 **2m** **20**



71-9846-05-05 NEW

max. 30W

IP 23 **90 264V** **50-60 Hz** **6**



MICENAS

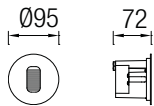
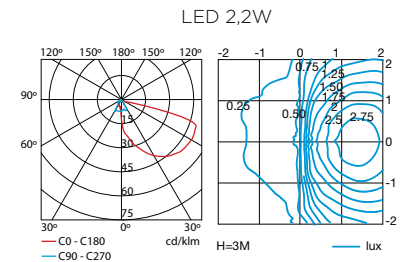
05-9757-Y4-37

LED CREE 2,2W 3000K 162lm **A++>>>A**

Y4 **INOX AISI 304** **GLA TRAN DIF** **IP 65** **IK 10** **RF 850°C**

100V 240V **50-60 Hz**

47 **24**



HERCULES

05-9211-CA-T2

INOX AISI 316

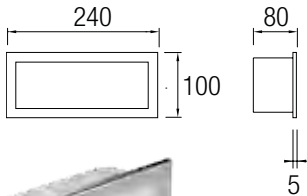
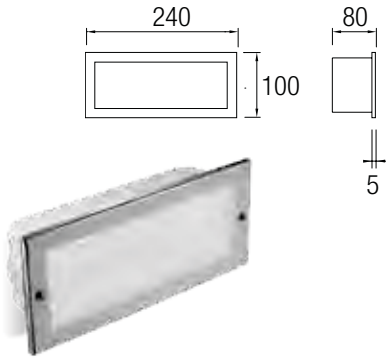
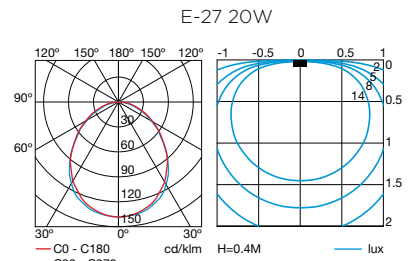
05-9211-Y4-T2

INOX AISI 202

E-27 max. 60W / max. 145mm Ø=45mm
Halogen - Fluorescent **A++>>>C**

CA Y4 **INOX AISI 316** **INOX AISI 202** **GLA MAT DIF** **IP 44** **IK 08** **RF 850°C**

1 **18**



HERCULES

05-9212-CA-T2

INOX AISI 316

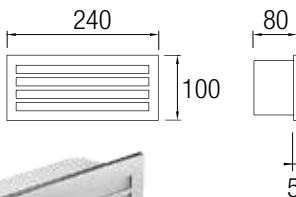
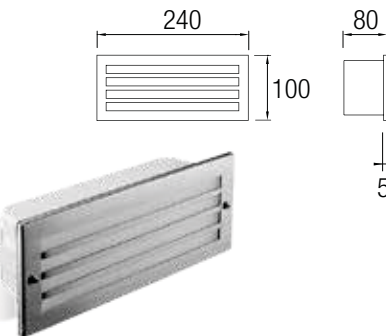
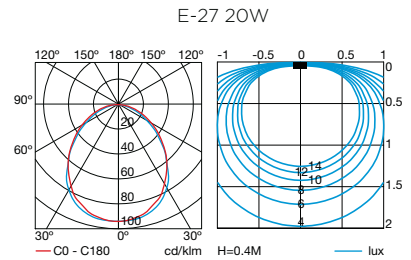
05-9212-Y4-T2

INOX AISI 202

E-27 max. 60W / max. L=145mm Ø=45mm
Halogen - Fluorescent **A++>>>C**

CA Y4 **INOX AISI 316** **INOX AISI 202** **GLA MAT DIF** **IP 44** **IK 08** **RF 850°C**

1 **18**



FLUORESCENT KIT

71-8969-00-00

220V 240V **50 Hz**

Fluorescent kit for **05-9211 / 05-9212**



LED KIT

71-9713-00-00 4000K 432lm

71-9714-00-00 3000K 382lm

54 LED 3,5W **A++>>>A**


IP 23

EAGLE RISE **100V 240V** **50-60 Hz**

LED kit for **05-9211 / 05-9212**



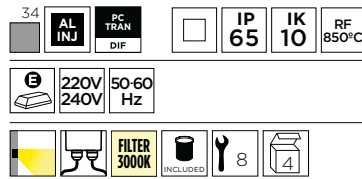





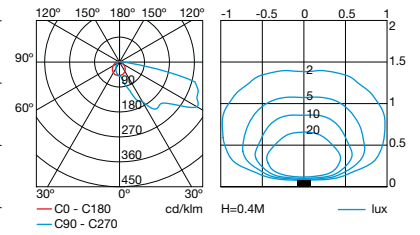
MICENAS

05-9772-34-M2

27 LED 3W 4000K 297lm **A++ >> A**



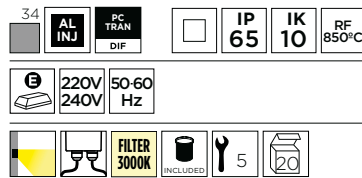
LED 3W



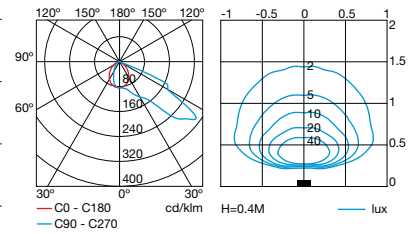
MICENAS

05-9770-34-M2

18 LED 2W 4000K 198lm **A++ >> A**



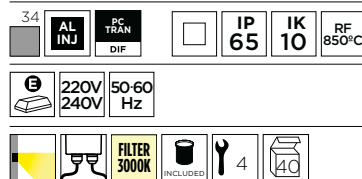
LED 2W



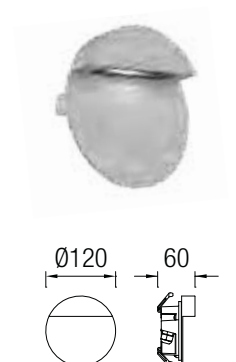
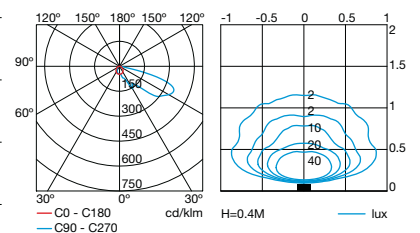
MICENAS

05-9771-34-M2

14 LED 1,5W 4000K 154lm **A++ >> A**



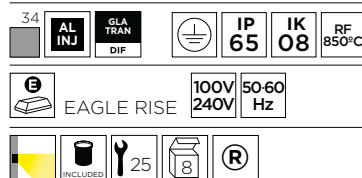
LED 1,5W



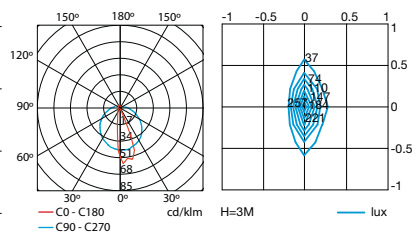
MICENAS

05-9705-34-37

LED CREE 2,2W 4000K 184lm **A++ >> A**



LED 2,2W





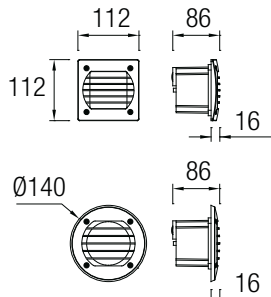
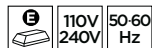


BASIC NEW

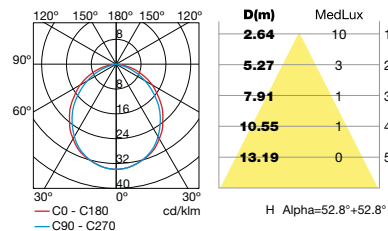
05-9833-05-CL ■ 3000K 142lm

05-9833-05-CM ■ 4000K 160lm

20 LED 1,5W **A++ >>> A**



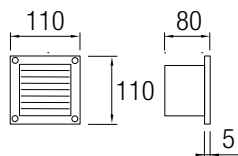
LED 1,5W 4000K



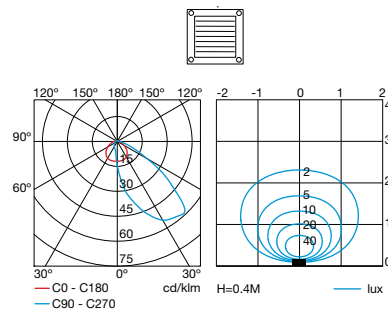
MICENAS

05-9182-34-B8 ■

G9 max. 40W **A++ >>> C**



G9 40W

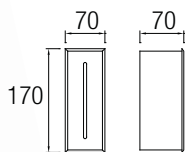


MICENAS

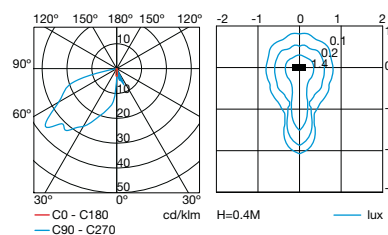
05-9596-34-CL ■ 3000K 162lm NEW

05-9596-34-37 ■ 4000K 184lm

LED CREE 2,2W **A++ >>> A**



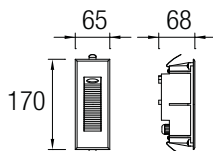
LED 2,2W 4000K



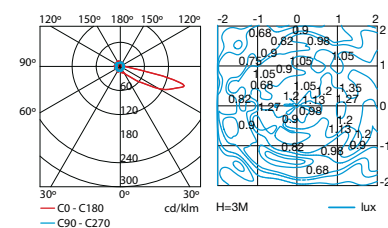
MICENAS

05-9758-34-37 ■

LED CREE 2,2W 3000K 162lm **A++ >>> A**

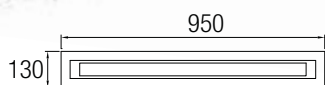


LED 2,2W





BARCELÓ HOTEL, SANTO DOMINGO.



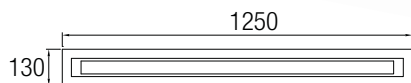
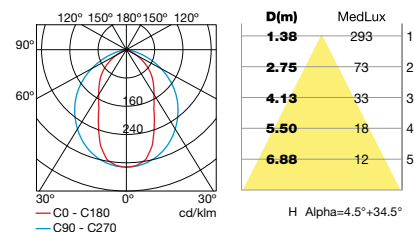
GEA

15-9562-34-37

T5 39W Fluorescent **A++ >>> B**

34	AL EXTR	GLA HARD DIF	IP 54	IK 07	RF 850°C
E	BAG	220V 240V	50-60 Hz		
±15°	Light icon	Wrench icon	45	2	R

T5 39W



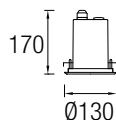
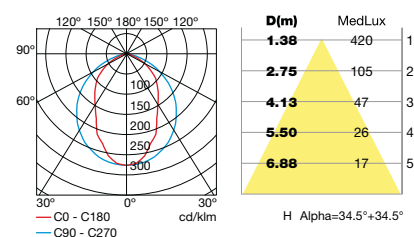
GEA

15-9563-34-37

T5 54W Fluorescent **A++ >>> B**

34	AL EXTR	GLA HARD DIF	IP 54	IK 07	RF 850°C
E	BAG	220V 240V	50-60 Hz		
±15°	Light icon	Wrench icon	48	2	R

T5 54W



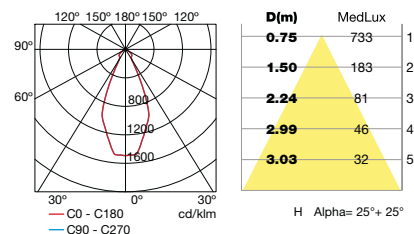
GEA

15-9708-Y4-37

GU-10 / GU5.3 max. 50W / L=65mm
Halogen - Fluorescent

A++ >>> C	Y4	INOX AISI 304	TEC POLI	GLA TRAN DIF	IP 65	IK 08	AXXA
RF 850°C	0,5M						
Light icon	Wrench icon	Hand icon	37	4			
GU5.3 + GU10							

GU-10 50W



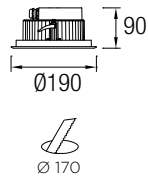
71-9448-CA-CA

CA	INOX AISI 316	Hand icon	20
----	---------------	-----------	----





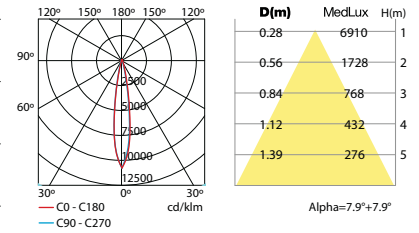
MCDONALD'S SABADELL, SPAIN.



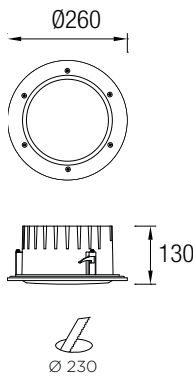
GEA 15-9665-CA-37

9 LED PHILIPS 18W 4000K 1701lm **A++>>A**

CA	INOX AISI 316	GLA DIF	IP 66	IK 10	RF 850°C
EAGLE RISE	220V 240V	50-60 Hz			
±15°	25°	DIFFUSER FILTER	79	2	



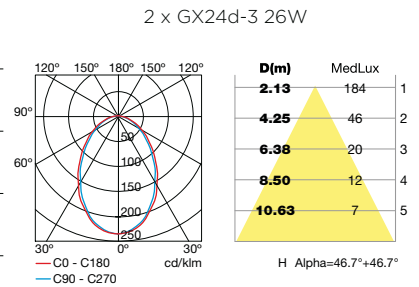
LED 18W



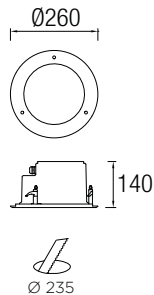
GEA 15-9659-M3-CD

2 x GX24d-3 26W **A++>>B**

M3	PC	IP 44	IK 10	RF 850°C
BAG	220V 240V	50 Hz		
	54	4		



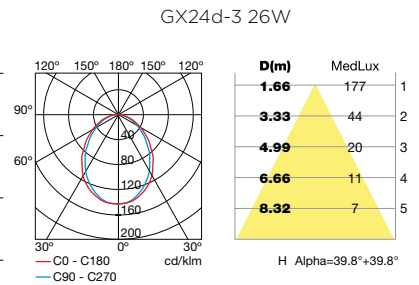
2 x GX24d-3 26W



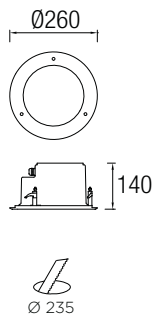
GEA 15-9391-Y4-B8

GX24d-3 26W **A++>>C**

Y4	INOX AISI 304	AL INJ	GLA MAT DIF	IP 66	IK 08	RF 850°C
BAG	230V	50 Hz				
	38	4				



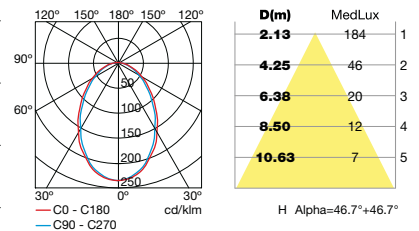
GX24d-3 26W



GEA 15-9392-Y4-B8

2 x GX24d-3 26W **A++>>C**

Y4	INOX AISI 304	AL INJ	GLA MAT DIF	IP 66	IK 08	RF 850°C
BAG	230V	50 Hz				
	38	4				



2 x GX24d-3 26W




Caja para empotrar en techo de hormigón: página 790
 Built-in concrete ceiling box: page 790
 Boîtier à encastrer dans un plafond en béton: page 790
 Gehäuse zum Einbau in Betondecke: Seite 790
 Scatola per incasso a soffitto in cemento: pagina 790
 Caixa para encastrar em tetos de betão: página 790
 Встраиваемая в цементный потолок коробка 790
 Skrzynka do wbudowania w betonowy sufit: strona 790






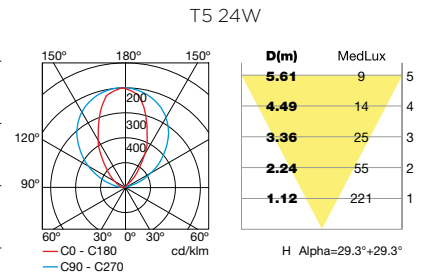
CROWNE PLAZA HOTEL. LIÈGE, BELGIUM.



GEA
55-9264-Y4-37

T5 24W Fluorescent <40°C A++ B

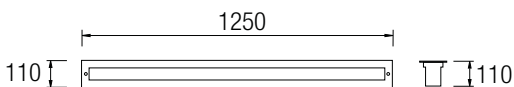
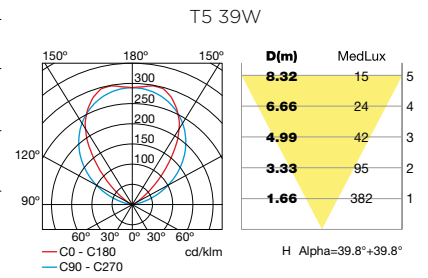
Y4	INOX AISI 304	GLA HARD DIF	UVA GLA DIF	IP 67	IK 08	RF 850°C	0,2M
BAG	220V 240V	50-60 Hz					
±15°	INCL	2000kg	59				



GEA
55-9265-Y4-37

T5 39W Fluorescent <40°C A++ B

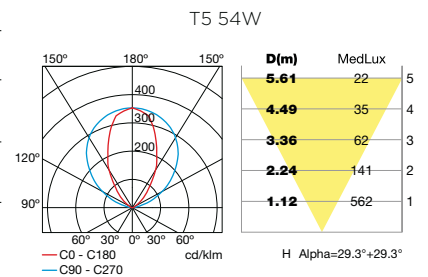
Y4	INOX AISI 304	GLA HARD DIF	UVA GLA DIF	IP 67	IK 08	RF 850°C	0,2M
BAG	220V 240V	50-60 Hz					
±15°	INCL	2000kg	60				



GEA
55-9266-Y4-37


T5 54W Fluorescent <40°C A++ B

Y4	INOX AISI 304	GLA HARD DIF	UVA GLA DIF	IP 67	IK 08	RF 850°C	0,2M
BAG	220V 240V	50-60 Hz					
±15°	INCL	2000kg	66				



OUTDOOR | RECESSED





GEA NEW

55-9523-Y4-CL ■ 3000K 1128lm

55-9523-Y4-CM ■ 4000K 1284lm

12 LED CREE 13,5W <40°C **A++** >> **A**


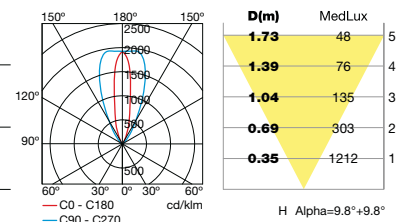
Y4 ■ INOX AISI 304 ■ GLA HARD DIF ■ UVA GLA DIF ■ IP 67 ■ IK 08 ■ RF 850°C

MEANWELL 100V 240V 50-60 Hz

±15° ■ 180° 48° ■ INCLUDED ■ 2000Kg ■ 59

2 ■ R

LED 4000K 13,5W



GEA NEW

55-9527-Y4-CL ■ 3000K 2256lm

55-9527-Y4-CM ■ 4000K 2568lm

24 LED CREE 27W <40°C **A++** >> **A**

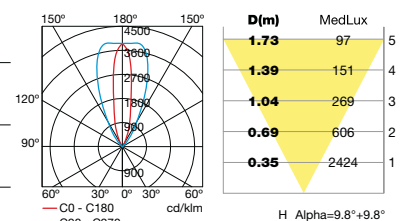
Y4 ■ INOX AISI 304 ■ GLA HARD DIF ■ UVA GLA DIF ■ IP 67 ■ IK 08 ■ RF 850°C


MEANWELL 100V 240V 50-60 Hz

±15° ■ 180° 48° ■ INCLUDED ■ 2000Kg ■ 66

2 ■ R

LED 4000K 27W





GEA **NEW**


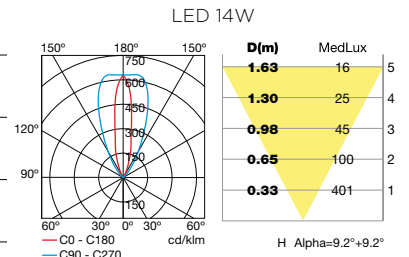
55-9826-Y4-37

9 LED CREE 14W **RGBEASY+ <40°C** A++ >> A

Y4 INOX AISI 304 GLA HARD DIF UVA GLA DIF IP 67 IK 08 RF 850°C



±15° 19x40° INCLUDED 2000kg. 59



GEA **NEW**


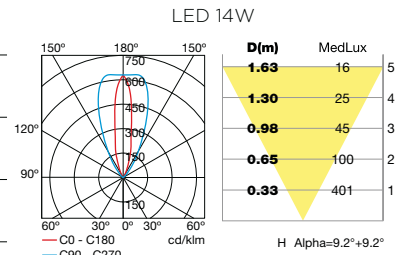
55-9827-Y4-37

9 LED CREE 14W **RGBDMX <40°C** A++ >> A

Y4 INOX AISI 304 GLA HARD DIF UVA GLA DIF IP 67 IK 08 RF 850°C

MEANWELL+ CONTROLLER Dimming 100V 240V 50-60 Hz

±15° 19x40° INCLUDED 2000kg. 59



GEA **NEW**

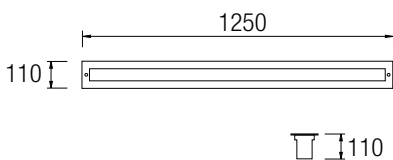
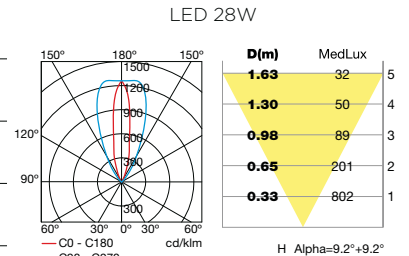
55-9828-Y4-37

18 LED CREE 28W **RGBEASY+ <40°C** A++ >> A

Y4 INOX AISI 304 GLA HARD DIF UVA GLA DIF IP 67 IK 08 RF 850°C



±15° 19x40° INCLUDED 2000kg. 66



GEA **NEW**

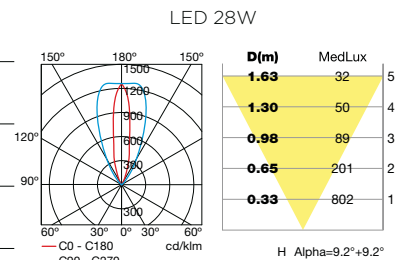
55-9829-Y4-37

18 LED CREE 28W **RGBDMX <40°C** A++ >> A

Y4 INOX AISI 304 GLA HARD DIF UVA GLA DIF IP 67 IK 08 RF 850°C

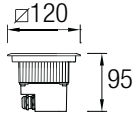
MEANWELL+ CONTROLLER Dimming 100V 240V 50-60 Hz

±15° 19x40° INCLUDED 2000kg. 66



OUTDOOR | RECESSED

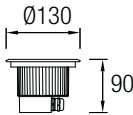




GEA

55-9723-CA-37 ■

3 LED CREE 6,5W 4000K 552lm <40°C A++>>A

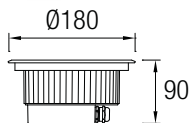


GEA

55-9663-CA-CL ■ 3000K 282lm **NEW**

55-9663-CA-37 ■ 4000K 321lm

3 LED CREE 3W A++>>A



GEA

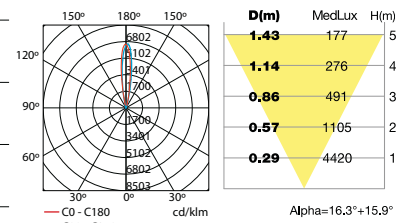
55-9665-CA-CL ■ 3000K 675lm **NEW**

55-9665-CA-37 ■ 4000K 945lm

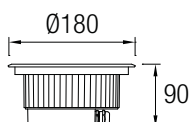
9 LED PHILIPS 9W <40°C A++>>A



LED 9W 4000K



OUTDOOR | RECESSED



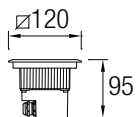
GEA

55-9667-CA-CL ■ 3000K 1197lm **NEW**

55-9667-CA-37 ■ 4000K 1701lm

9 LED PHILIPS 18W <40°C A++>>A

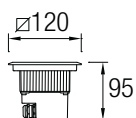




GEA **NEW**

55-9820-CA-37

3 LED CREE 7,5W **RGBEASY+** 240lm <40°C **A++>>A**

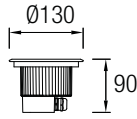


GEA **NEW**

55-9821-CA-37

3 LED CREE 7,5W **RGBDMX** 240lm <40°C **A++>>A**





GEA **NEW**

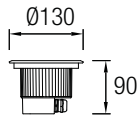
55-9822-CA-37

3 LED CREE 7,5W **RGBEASY+** 240lm <40°C **A++>>A**

CA	INOX AISI 316	GLA HARD DIF	IP 67	IK 10	RF 850°C
----	---------------	--------------	-------	-------	----------

P.787

±15°			25°	DIFFUSER FILTER		2000Kg.		55	4	
------	--	--	-----	-----------------	--	---------	--	----	---	--



GEA **NEW**

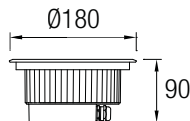
55-9823-CA-37

3 LED CREE 7,5W **RGBDMX** 240lm <40°C **A++>>A**

CA	INOX AISI 316	GLA HARD DIF	IP 67	IK 10	RF 850°C
----	---------------	--------------	-------	-------	----------

P.782 **24 VDC** + DMX CONTROLLER

±15°			25°	DIFFUSER FILTER		2000Kg.		55	4	
------	--	--	-----	-----------------	--	---------	--	----	---	--



GEA **NEW**

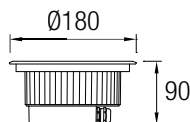
55-9824-CA-37

9 LED CREE 14W **RGBEASY+** 490lm <40°C **A++>>A**

CA	INOX AISI 316	GLA HARD DIF	IP 67	IK 10	RF 850°C
----	---------------	--------------	-------	-------	----------

P.787

±15°			16°	DIFFUSER FILTER		1800Kg.		56	2	
------	--	--	-----	-----------------	--	---------	--	----	---	--



GEA **NEW**

55-9825-CA-37

9 LED CREE 14W **RGBDMX** 490lm <40°C **A++>>A**


CA	INOX AISI 316	GLA HARD DIF	IP 67	IK 10	RF 850°C
----	---------------	--------------	-------	-------	----------


P.782 **24 VDC** + DMX CONTROLLER

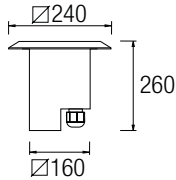
±15°			16°	DIFFUSER FILTER		1800Kg.		56	2	
------	--	--	-----	-----------------	--	---------	--	----	---	--



OUTDOOR | RECESSED

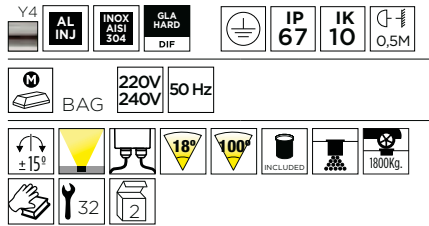






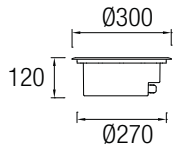
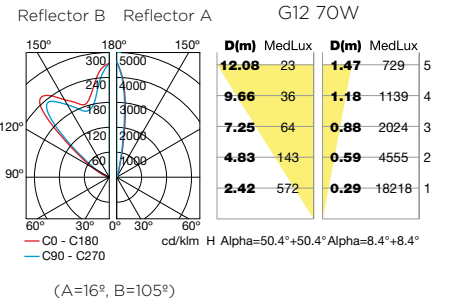
GEA 55-9232-Y4-37

G12 70W HID >80°C A+ >> A



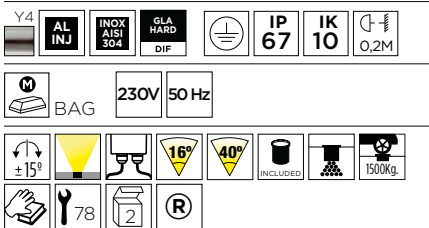
A=16°
B=105°

2 reflectores incluidos.
2 reflectors included.
2 réflecteurs inclus.
2 Reflektore inklusive.
2 riflettori inclusi.
2 reflectores incluidos
Прилагаются 2 отражателя.
2 odbłyśniki w komplecie



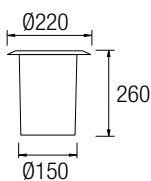
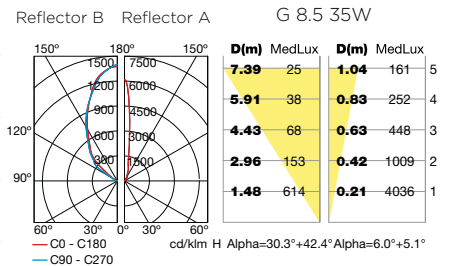
GEA 55-9486-Y4-37

G 8.5 35W HID 40-80°C A+ >> A



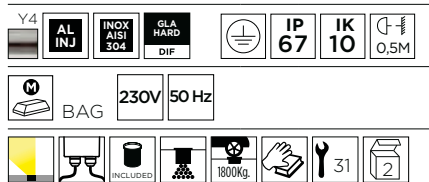
A=16°
B=40°

2 reflectores incluidos.
2 reflectors included.
2 réflecteurs inclus.
2 Reflektore inklusive.
2 riflettori inclusi.
2 reflectores incluidos
Прилагаются 2 отражателя.
2 odbłyśniki w komplecie



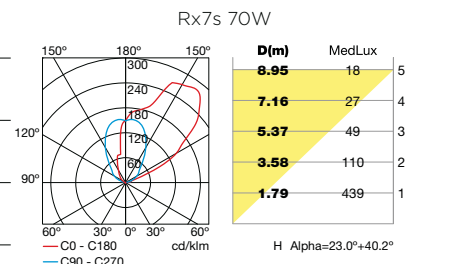
GEA 55-9433-Y4-37

Rx7s 70W HID >80°C A+ >> A



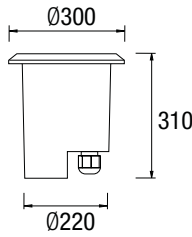
A=16°
B=105°

2 reflectores incluidos.
2 reflectors included.
2 réflecteurs inclus.
2 Reflektore inklusive.
2 riflettori inclusi.
2 reflectores incluidos
Прилагаются 2 отражателя.
2 odbłyśniki w komplecie



OUTDOOR | RECESSED





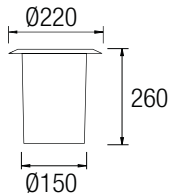
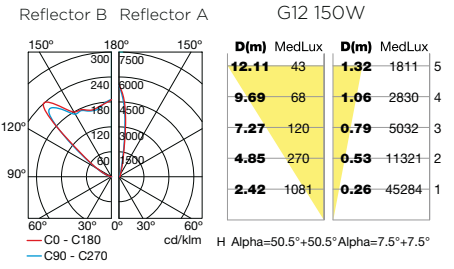
GEA

55-9625-CA-37 ■ INOX AISI 316

55-9625-Y4-37 ■ INOX AISI 304

G12 150W HID >80°C A+ A

CA	Y4	AL INJ	INOX AISI 316	INOX AISI 304	GLA HARD DIF	IP 67	IK 10
RF 850°C	0,5M						
M	BAG	230V	50 Hz				
±15°	15°	100°	INCLUDED	1500Kg.			
31	65						



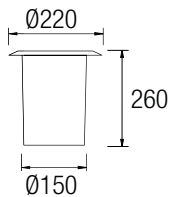
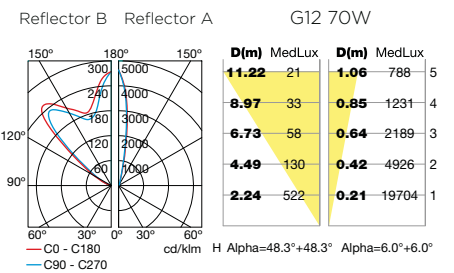
GEA

55-9187-CA-37 ■ INOX AISI 316

55-9187-Y4-37 ■ INOX AISI 304

G12 70W HID >80°C A+ A

CA	Y4	AL INJ	INOX AISI 316	INOX AISI 304	GLA HARD DIF	IP 67	IK 10
0,5M							
M	BAG	230V	50 Hz				
±15°	18°	100°	INCLUDED	1800Kg.			
31	2						

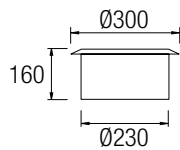
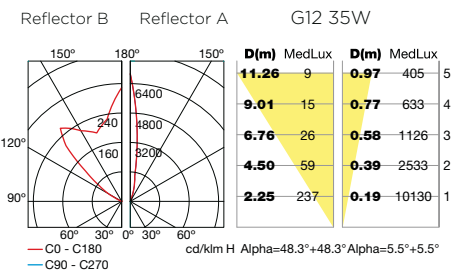


GEA

55-9323-Y4-37 ■

G12 35W HID 40-80°C A+ A

Y4	AL INJ	INOX AISI 304	GLA HARD DIF	IP 67	IK 10	0,5M
M	BAG	220V	240V	50 Hz		
±15°	12°	100°	INCLUDED	1800Kg.		
31	2					



71-9187-Y4-37 ■

Accesorio para / Accessory for / Accessoire pour / Zubehör für / Accessorio per / Acessório para / Принадлежность для / Akcesorium do **55-9187 / 55-9323**

Y4	INOX AISI 304	+40°C	-30°C	4
----	---------------	-------	-------	---

A=16°



B=100°

2 reflectores incluidos.
2 reflectors included.
2 réflecteurs inclus.
2 Reflektore inklusive.
2 riflettori inclusi.
2 reflectores incluidos
Прилагаются 2 отражателя.
2 odbłyśniki w komplecie







GEA

55-9280-CA-37 ■ INOX AISI 316

55-9280-Y4-37 ■ INOX AISI 304

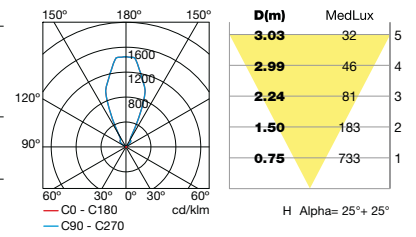
GU-10 max. 50W / max. L=82mm

Halogen >80°C - Fluorescent 40-80°C

A++ >>> C



GU-10 50W



GEA

55-9567-Z5-37 ■

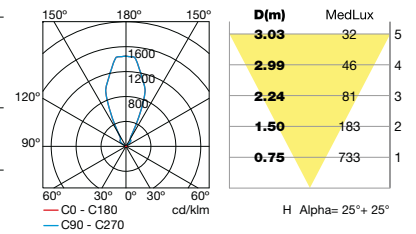
GU-10 max. 50W / max. L=80mm

Halogen >80°C - Fluorescent 40-80°C

A++ >>> C



GU-10 50W



GEA

55-9380-CA-37 ■ INOX AISI 316

55-9380-Y4-37 ■ INOX AISI 304

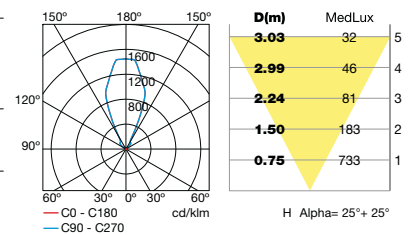
GU-10 max. 50W / max. L=55mm

Halogen >80°C - Fluorescent 40-80°C

A++ >>> C



GU-10 50W



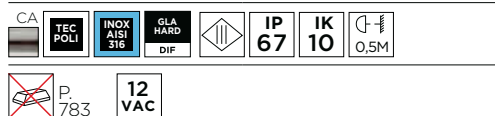
GEA

55-9635-CA-37 ■

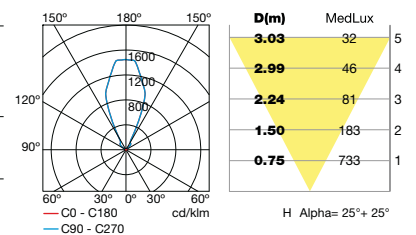
GU5.3 max. 50W


Halogen >80°C

A++ >>> C

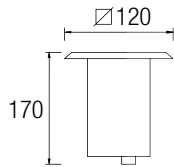


GU5.3 50W





ALCOLEA PSYCHIATRIC CENTER. CÓRDOBA, SPAIN.

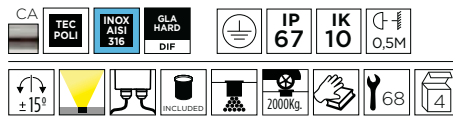


GEA

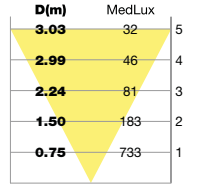
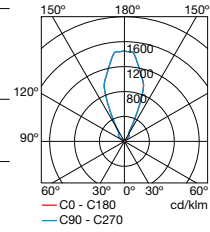
55-9737-CA-37

GU-10 max. 50W / max. L=55mm
Halogen >80°C - Fluorescent 40-80°C

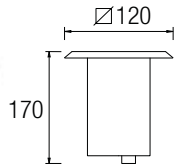
A++ >>> C



GU-10 50W



H Alpha= 25°+ 25°

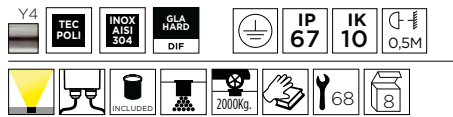


GEA

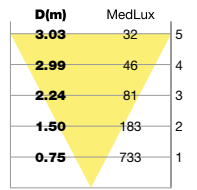
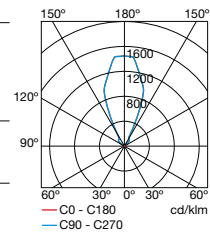
55-9281-Y4-37

GU-10 max. 50W / max. L=65mm (LED max.5W)
Halogen >80°C - Fluorescent 40-80°C

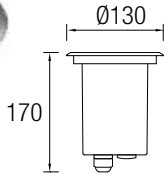
A++ >>> C



GU-10 50W



H Alpha= 25°+ 25°

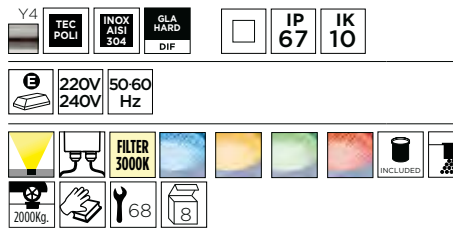


GEA

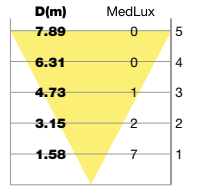
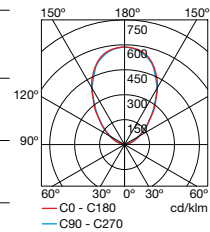
55-9282-Y4-T2

15 LED 1W 6500K 144lm <40°C

A++ >>> A



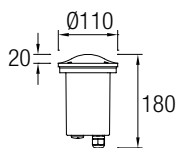
LED 1W



H Alpha=38.3°+38.3°



71-9448-CA-CA

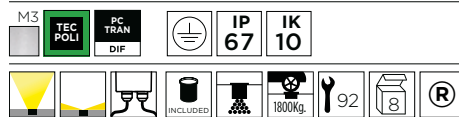


XENA

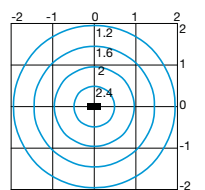
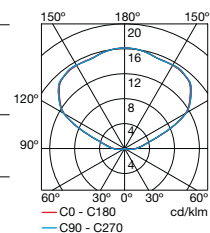
55-9421-M3-M3

GU-10 max. 11W / max. L=80mm
Fluorescent <40°C

A++ >>> C

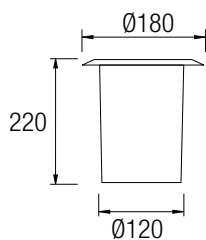



GU-10 11W





H=0.02M





GEA

55-9186-CA-37  INOX AISI 316

55-9186-Y4-37  INOX AISI 304

Par-30 E-27 max. 75W / max. L=160mm

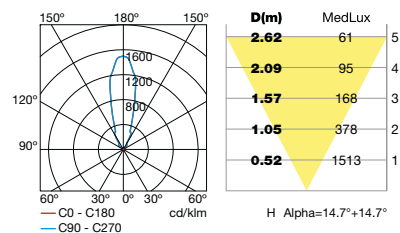
Halogen **40-80°C** - Fluorescent **40-80°C**

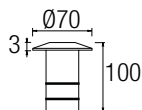
A++  **C**



2 cristales incluidos.
2 glasses included.
2 verres compris.
2 Gläser inklusive.
2 vetri inclusi.
2 vidros incluidos.
Прилагаются 2 стекла.
2 szybki w komplecie.

PAR-30 75W

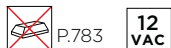




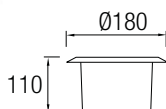
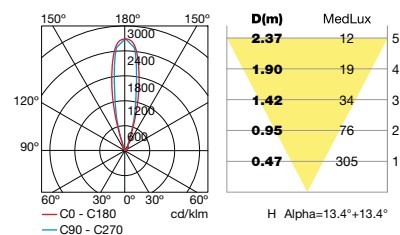
GEA

55-9255-54-37

GU4 max. 20W Halogen >80°C A++ C



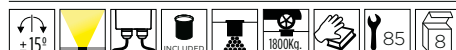
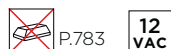
GU4 20W



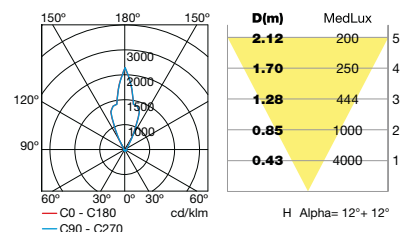
GEA

55-9337-Y4-37

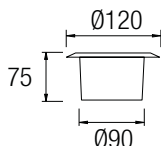
G-53 max. 75W Halogen >80°C A++ C



QR-R 111 60W




71-9452-CA-CA



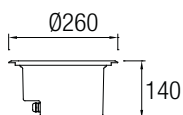
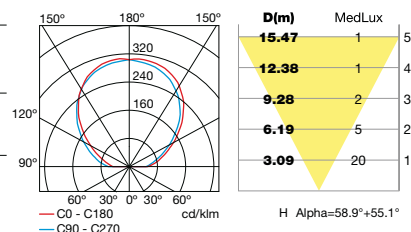
GEA

55-9184-Y4-37

GX 53 max. 9W Fluorescent 40-80°C A++ C



GX 53 9W



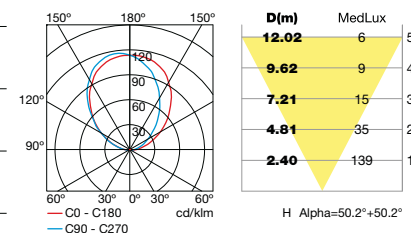
GEA

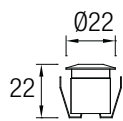
55-9430-Y4-T2

2 x GX24d-3 26W >80°C A++ B



2 x GX24d-3 26W

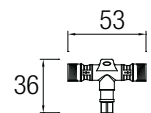
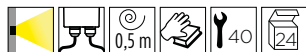
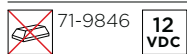




GEA NEW

55-9794-CA-CL ■

1 LED 0,6W 3000K 12lm **A++ >> A**



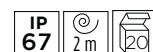
71-9844-05-05 NEW

(5u)



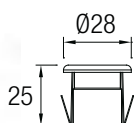
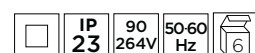
71-9845-05-05 NEW

(5u)



71-9846-05-05 NEW

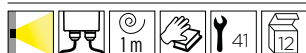
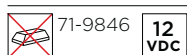
max. 30W

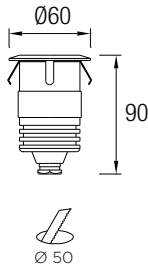


GEA NEW

55-9795-CA-CL ■

1 LED 1W 3000K 20lm **A++ >> A**





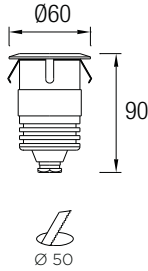
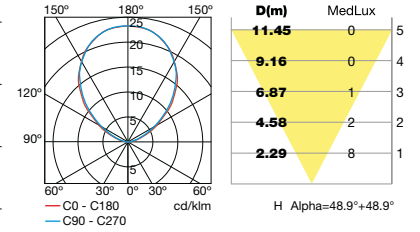
GEA

55-9620-54-CL 3000K 94lm **NEW**
55-9620-54-T2 4000K 107lm

LED CREE 1W <40°C A++>>A



LED 1W 4000K



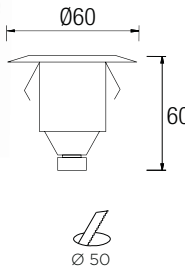
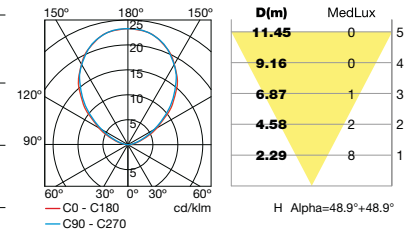
GEA

55-9621-54-CL 3000K **NEW**
55-9621-54-T2 4000K

LED CREE 1W 350mA 107lm /2W 700mA 184lm <40°C



LED 1W 4000K



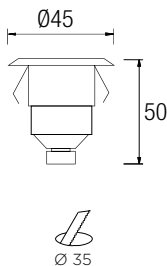
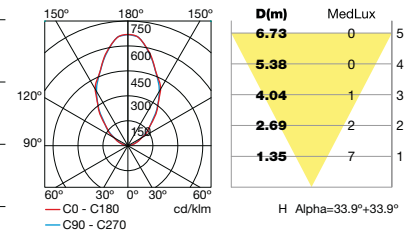
GEA

55-9769-54-T2

12 LED 1W 4000K 96lm <40°C A++>>A




LED 1W



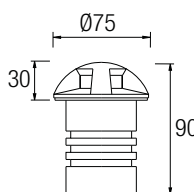
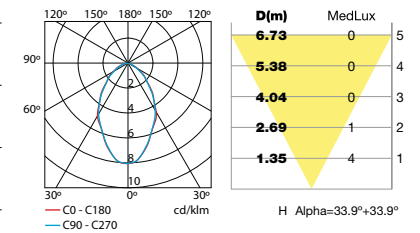
GEA

55-9768-54-T2

6 LED 0,5W 4000K 48lm <40°C A++>>A




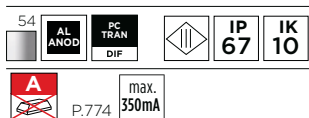
LED 0,5W



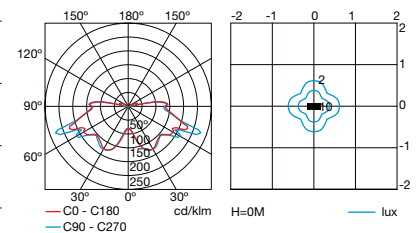
GEA

55-9257-54-M2

LED 1W 4000K 80lm <40°C A++>>A



LED 1W



OUTDOOR | RECESSED

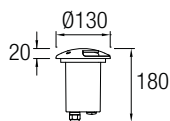


DAMM AREA, F.C. BARCELONA STADIUM. BARCELONA, SPAIN.

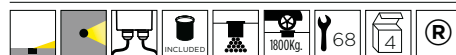
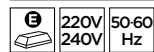
XENA

55-9422-34-M3 ■

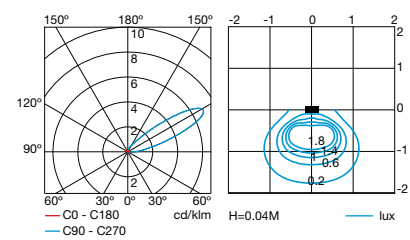
55-9422-Z5-M3 ■



6 LED 0,5W 4000K 64lm <40°C A++>>A



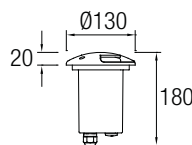
LED 0,5W



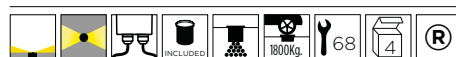
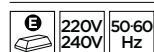
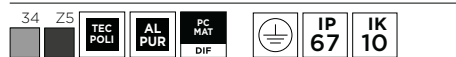
XENA

55-9423-34-T2 ■

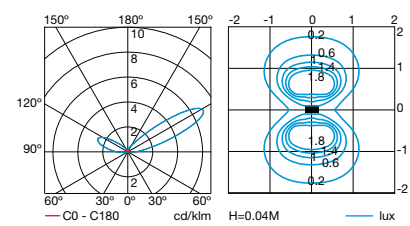
55-9423-Z5-T2 ■

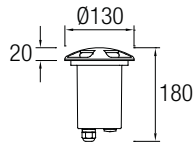


12 LED 1W 4000K 128lm <40°C A++>>A



LED 1W





XENA

55-9424-34-T2 ■
55-9424-Z5-T2 ■

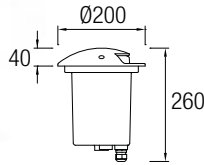
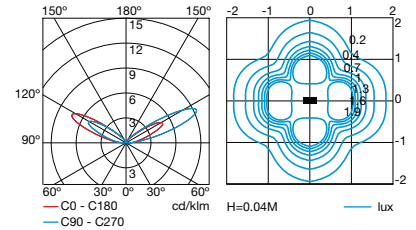
12 LED 1W 4000K 128lm <40°C A++>>A

34 Z5 TEC POLI AL PUR PC MAT DIF IP 67 IK 10

220V 240V 50-60 Hz

INCL. 1800Kg. 68 4 R

LED 1W



XENA

55-9426-34-M3 ■
55-9426-Z5-M3 ■

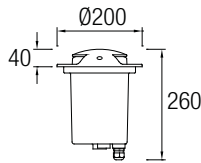
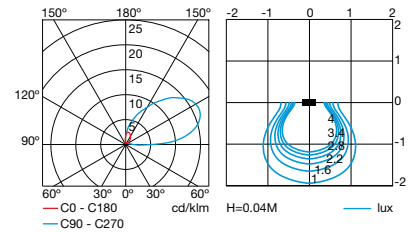
E-27 max. 20W / max. L=175mm
Fluorescent 40-80°C

A++>>C

34 Z5 TEC POLI AL PUR PC MAT DIF IP 67 IK 10

INCL. 1800Kg. 93 4 R

E-27 20W



XENA

55-9427-34-T2 ■
55-9427-Z5-T2 ■

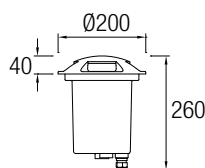
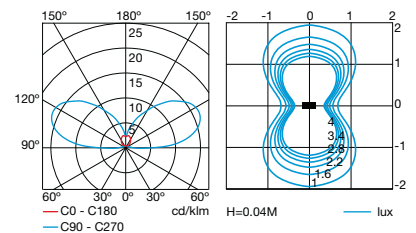
E-27 max. 20W / max. L=175mm
Fluorescent 40-80°C

A++>>C

34 Z5 TEC POLI AL PUR PC MAT DIF IP 67 IK 10

INCL. 1800Kg. 93 4 R

E-27 20W



XENA

55-9428-34-T2 ■
55-9428-Z5-T2 ■

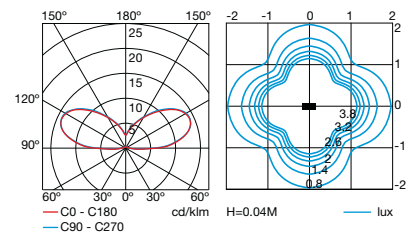
E-27 max. 20W / max. L=175mm
Fluorescent 40-80°C

A++>>C

34 Z5 TEC POLI AL PUR PC MAT DIF IP 67 IK 10

INCL. 1800Kg. 93 4 R

E-27 20W



OUTDOOR | RECESSED



MARRIOTT RENAISSANCE TUSCANY IL CIOCCO RESORT & SPA. BARGA, ITALY.





AQUA

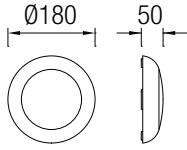
55-9697-14-M3

3 LED PHILIPS 6W 4000K 567lm <40°C A++>>A


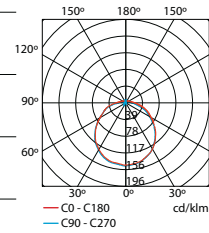
14 PC PC MAT DIF IP 68 1m IK 07

12 VAC P.783 12 VDC P.782

2,5 m 5M² 8 R



LED 6W



AQUA

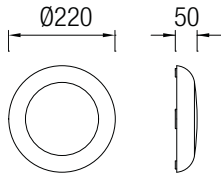
55-9699-14-M3

9 LED PHILIPS 18W 4000K 1701lm <40°C A++>>A


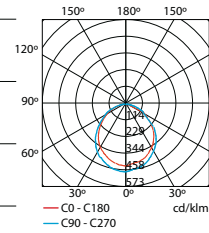
14 PC PC MAT DIF IP 68 1m IK 07

12 VAC P.783 12 VDC P.782

2,5 m 15M² 4 R



LED 18W



AQUA NEW

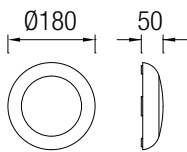
55-9818-14-M3

3 LED PHILIPS RGBEASY+ 7,5W 453lm <40°C A++>>A

14 PC PC MAT DIF IP 68 1m IK 07

P.787

2,5 m 5M² 8 R



AQUA NEW

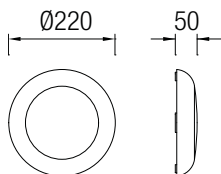
55-9819-14-M3

9 LED PHILIPS RGBEASY+ 14W 1360lm <40°C A++>>A

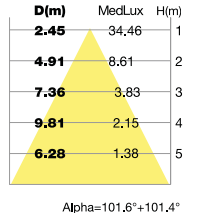
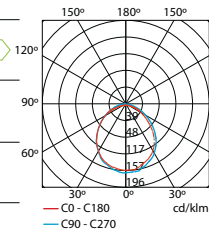
14 PC PC MAT DIF IP 68 1m IK 07

P.787

2,5 m 15M² 4 R



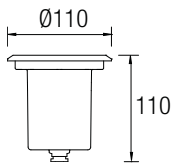
LED 14W



OUTDOOR | WATERPROOF



MARRIOTT RENAISSANCE TUSCANY IL CIOCCO RESORT & SPA. BARGA, ITALY.



AQUA

55-9245-CA-37

GU5.3 max. 50W / max. L=60mm
Halogen **>80°C**

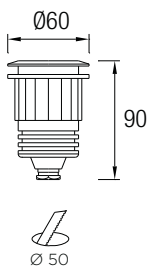
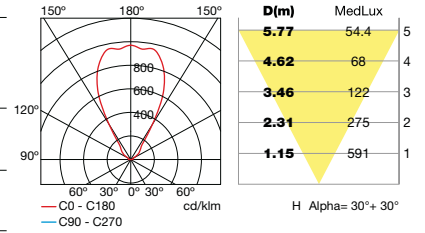
A++ >>> C

CA INOX AISI 316 GLA HARD DIF IP 68 1m IK 08 RF 850°C

12 VAC P.783



GU5.3 50W



AQUA

55-9622-14-T2

LED CREE 1W 350mA 107lm / 3W 700mA 184lm
4000K **<40°C**

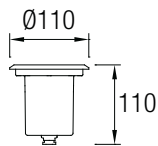
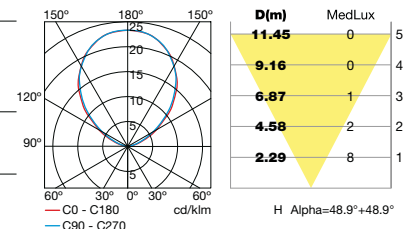
A++ >>> A

14 PC GLA HARD DIF IP 68 1m IK 10

B P.774 max. 700mA



LED 1W



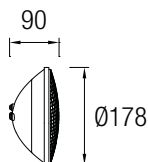
AQUA NEW

55-9792-CA-CM

3 LED LG 6W 4000K 663lm A++ >>> A

CA INOX AISI 316 GLA HARD DIF IP 68 1m

12 VAC P.783 12 VDC P.782



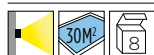
AQUA

71-9729-54-M3

120 LED SAMSUNG 43W 4000K 4320lm

54 PC AL ANOD PC MAT DIF IP 68 1m IK 10

12 VAC P.783 12 VDC P.782

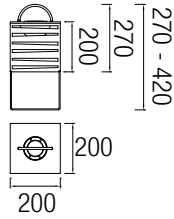


Para substituir lâmpara PAR 56. / To replace PAR 56 bulb. / Pour remplacer l'ampoule PAR 56. / Um Lampe PAR 56 ersetzen. / Per sostituire la lampadina PAR 56. / Para substituir lâmpada PAR 56. / Для замены лампы PAR 56. / Aby wymienić żarówkę 56 PAR.





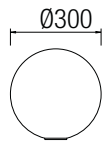
CHILLOUT



ARI

10-9784-14-M2

LED 0,1W 3000K 8lm

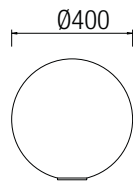
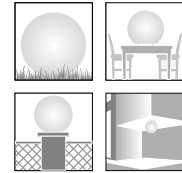
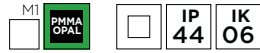


CISNE

55-9155-M1-M1

E-27 max. 100W
Halogen - Fluorescent

A++ >>> C

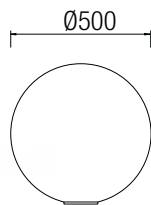
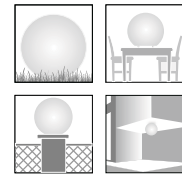
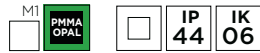


CISNE

55-9156-M1-M1

E-27 max. 150W
Halogen - Fluorescent

A++ >>> C

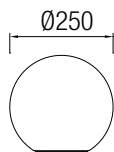



CISNE

55-9481-M1-M1

E-27 max. 150W
Halogen - Fluorescent

A++ >>> C

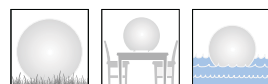
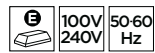


CISNE

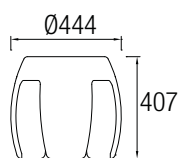
55-9756-M1-M1

LED 2W RGB

A++ >>> A







ROCK

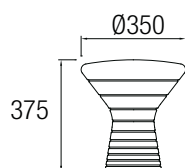
55-9754-M1-M1

LED 3W RGB A++>>>A



Un código incluye 2 sillas.
Includes two seats per unit.
Un code comprend 2 chaises.
Zu einer Art.-Nr. gehören 2 Stühle.
Un codice comprende 2 sedie.
Um código inclui 2 cadeiras.
Один код включает 2 стула.
Jeden kod zawiera 2 krzesła.

Puede usarse como asiento. Máx. 110 Kg.
Can be used as a seat. Max 110 Kg
Peut servir de siège. 110 kg maxi.
Kann als Sitz verwendet werden. Max. 110 kg
Può essere utilizzato come sedia. Max. 110 kg.
Pode usar-se como assento. Máx. 110 kg.
Может использоваться как сиденье. Макс. 110 кг.
Można użyć jako siedziska. Maks. 110 kg.



JEMBE NEW

55-9796-M1-M1

E-27 max. 23W / max. L=150mm
Fluorescent

A++>>>C







KAP

55-9669-14-M1

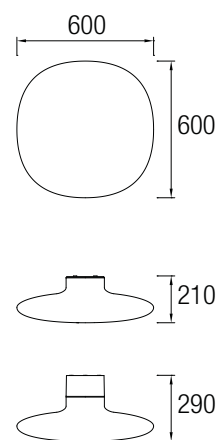
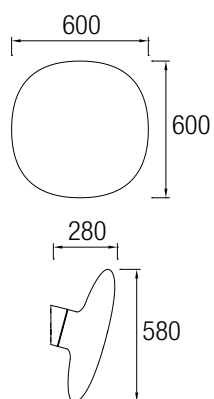
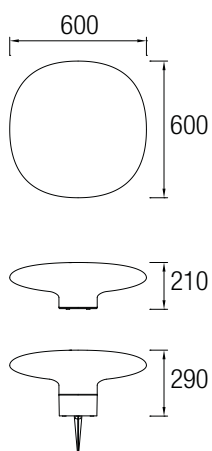

4 x E-27 max. 13W / max. L=120mm Ø=50mm
Fluorescent

A++ C

M1 PE IP65

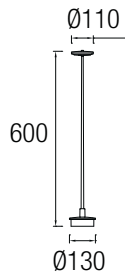


P. 615



OUTDOOR | CHILLOUT





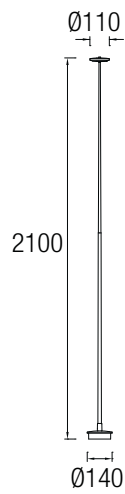
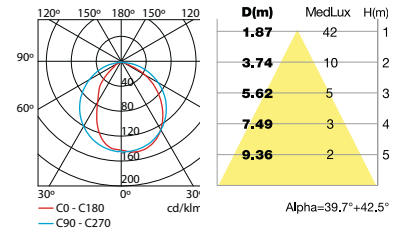
INVISIBLE

55-9733-05-M1 ■

104 LED 9W 3000K 864lm **A++** A

05	AL PUR	PC OPAL	DIF	IP 54	IK 04
E	EAGLE RISE	100V 240V	50-60 Hz		
360°				2	R

LED 9W



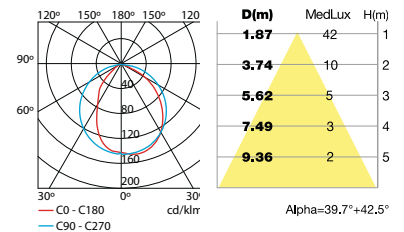
INVISIBLE

25-9733-05-M1 ■

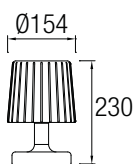
104 LED 9W 3000K 864lm **A++** A

05	AL PUR	PC OPAL	DIF	IP 54	IK 04
E	EAGLE RISE	100V 240V	50-60 Hz		
360°				2	R

LED 9W




OUTDOOR | CHILLOUT

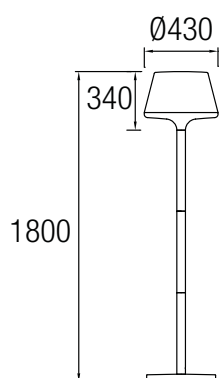


MOONLIGHT NEW

10-9874-M1-M1

LED 1W RGB **A++>>A**





MOONLIGHT

25-9503-14-M1

25-9503-Z5-M1

E-27 max. 100W
Halogen - Fluorescent

A++ >>> C



Incluye interruptor y pantalla opaca. / Includes switch and opaque screen. / Comprend interrupteur et abat-jour opaque. / Einschließlich Schalter und opakem Schirm. / Contiene interruttore e schermo opaco. / Inclui interruptor e quebra-luz opaco. / В комплект входит выключатель и непрозрачный абажур. / Zawiera wyłącznik i nieprzezroczysty abażur.

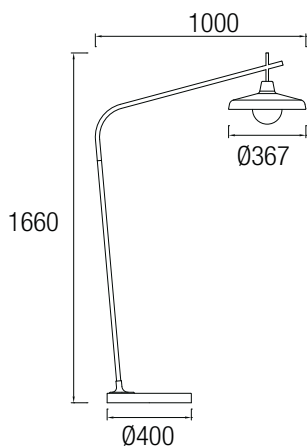
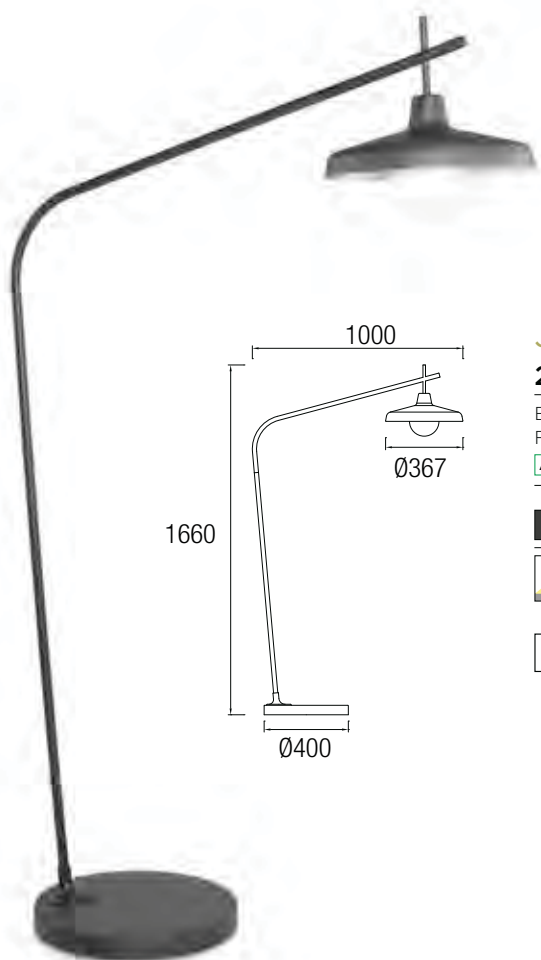
Base para fijar al suelo incluida. / Base for fixing to ground included. / Socle à fixer au sol fourni. / Bodenplatte zur Befestigung am Boden mitgeliefert. / Base da fissare nel pavimento inclusa. / Base para fixar ao chão incluida. / В комплект входит основа для фиксации к полу. / Zawarta podstawa do przy mocowania do podłogi.



25-9503-Z5-M1



25-9503-14-M1



JAMBO

25-9742-Z5-M1

E-27 max. 18W / max. L=120mm Ø=50
Fluorescent

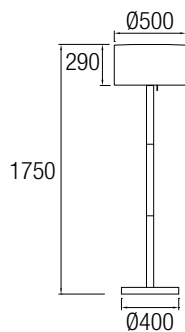

A++ >>> C



P. 707







SMOOTH

25-9642-14-M1

LED 5W RGB A++>>A

+

E-27 max. 30W / max. L=170mm

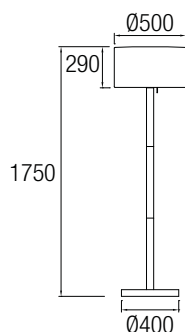

Fluorescent

A++>>C



Interruptor incluido./ Switch included./ Interrupteur fourni./ Inkl. Schalter./
Interruttore incluso./ Interruptor incluido./ В комплект входит выключатель.
/ Zawiera wyłącznik.

Base para fijar al suelo incluida./ Base for fixing in the ground included./
Socle à fixer au sol fourni./ Bodenplatte zur Befestigung am Boden
mitgeliefert./ Base di fissazione a pavimento inclusa./ Base para fixar ao
chão incluida./ В комплект входит основа для фиксации к полу./ Zawarta
podstawa do przymocowania do podłogi.



SMOOTH

25-9614-14-M1

E-27 max. 100W / max. L=170mm

Halogen - Fluorescent

A++>>C

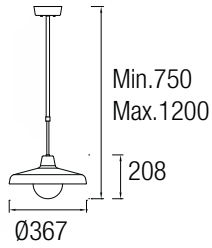
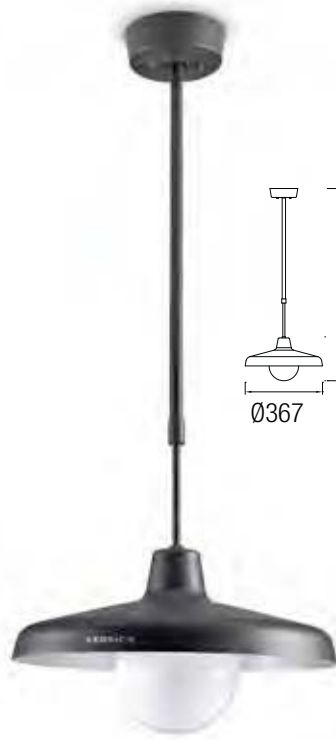


Interruptor incluido./ Switch included./ Interrupteur fourni./ Inkl. Schalter./
Interruttore incluso./ Interruptor incluido./ В комплект входит выключатель.
/ Zawiera wyłącznik.

Base para fijar al suelo incluida./ Base for fixing in the ground included./
Socle à fixer au sol fourni./ Bodenplatte zur Befestigung am Boden
mitgeliefert./ Base di fissazione a pavimento inclusa./ Base para fixar ao
chão incluida./ В комплект входит основа для фиксации к полу./ Zawarta
podstawa do przymocowania do podłogi.







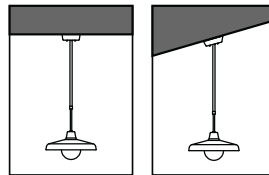
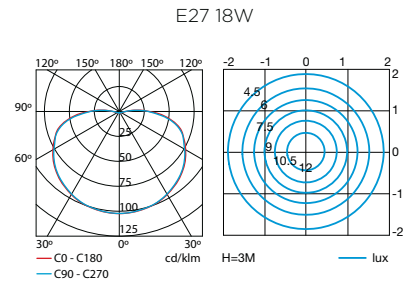
JAMBO

00-9742-Z5-M1 ■

E-27 max. 18W / max. L=120mm Ø=50mm
Fluorescent

A++ >>> C

Z5 AL PUR PC OPAL DIF IP 44 IK 03



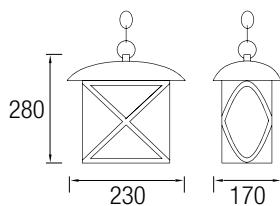
CROSS

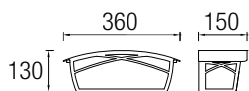
00-9295-18-M3^(S) ■

E-27 max. 100W / max. L=180mm
Halogen - Fluorescent - LED

A++ >>> C

18 AL PUR PC MAT DIF IP 23





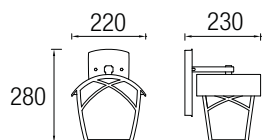
ALBA

05-9351-18-AA ■

E-27 max. 100W / max. Ø=60mm

Halogen - Fluorescent - LED

A++ >>> C



ALBA

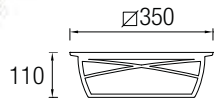
05-9350-18-AA ■

E-27 max. 100W / max. L=165mm

Halogen - Fluorescent - LED

A++ >>> C



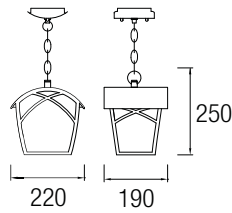


ALBA

15-9350-18-AA ■

2 x E-27 max. 100W /
max. L=200mm Ø=52mm
Halogen - Fluorescent

A++>>>C

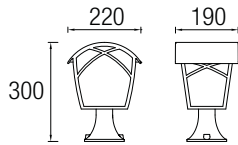
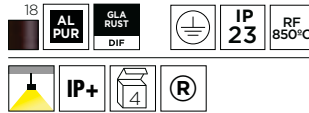


ALBA

00-9350-18-AA ■

E-27 max. 100W / max. L=165mm
Halogen - Fluorescent - LED

A++>>>C

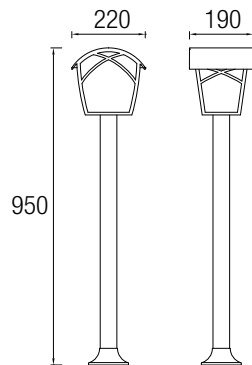
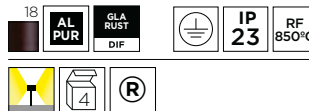


ALBA

10-9350-18-AA ■

E-27 max. 100W / max. L=160mm
Halogen - Fluorescent

A++>>>C

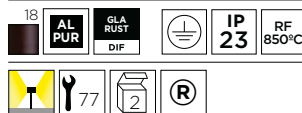


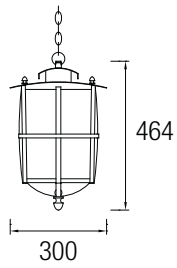
ALBA

55-9350-18-AA ■

E-27 max.100W / max. L=160mm
Halogen - Fluorescent

A++>>>C





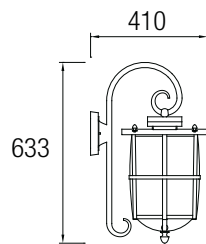
RUSTICA NEW

00-9866-18-37

E-27 max. 20W / max. L=165mm

Halogen - Fluorescent - LED

A++ >>> C



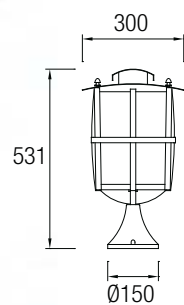
RUSTICA NEW

05-9866-18-37

E-27 max. 20W / max. L=165mm

Fluorescent

A++ >>> C




RUSTICA NEW

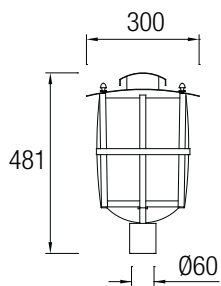
10-9866-18-37

E-27 max. 20W / max. L=165mm

Halogen - Fluorescent

A++ >>> C





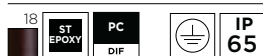
RUSTICA NEW

60-9866-18-37

E-27 max. 20W / max. L=165mm

Halogen - Fluorescent

A++ >>> C



55-9866-18-18

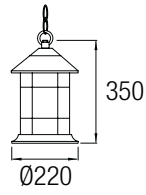
Column / Column / Mât / Säule / Colonna / Coluna / Колонна / Stup



Para farola completa pedir códigos / For a complete lamp post, order both codes. / Pour le réverbère complet, demander les codes / Für komplette Laterne Art.-Nr. bestellen / Per il lampione completo ordinare i codici / Para poste de iluminação exterior completo pedir códigos / Для заказа фонаря целиком запрашивайте следующие артикулы / Dla pełnej latarni zamówić kody

60-9866-18-37 + 55-9866-18-18



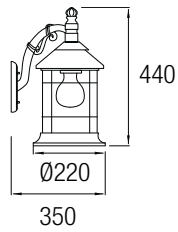



ANDREA

00-9785-18-AA

E-27 max. 100W / max. L=180mm
Halogen - Fluorescent - LED

A++ C

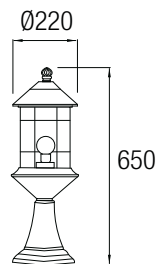



ANDREA

05-9785-18-AA

E-27 max. 100W / max. L=180mm
Halogen - Fluorescent - LED

A++ C




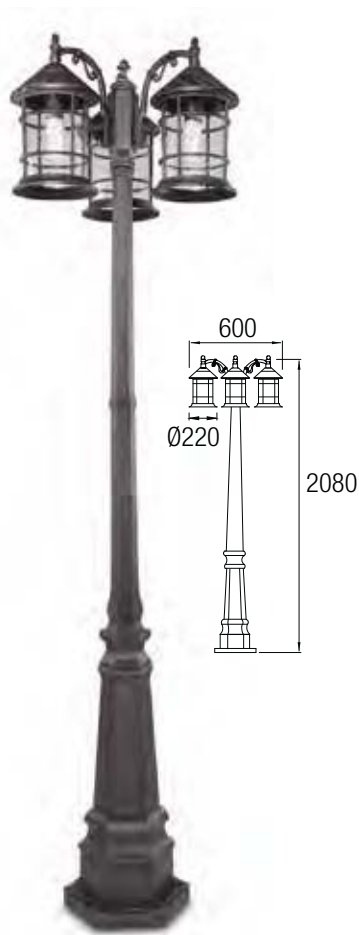
ANDREA

10-9785-18-AA

E-27 max. 100W / max. L=180mm
Halogen - Fluorescent

A++ C



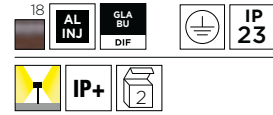


ANDREA

60-9786-18-AA


3 x E-27 max. 100W / max. L=180mm
Halogen - Fluorescent - LED

A++ >>> C



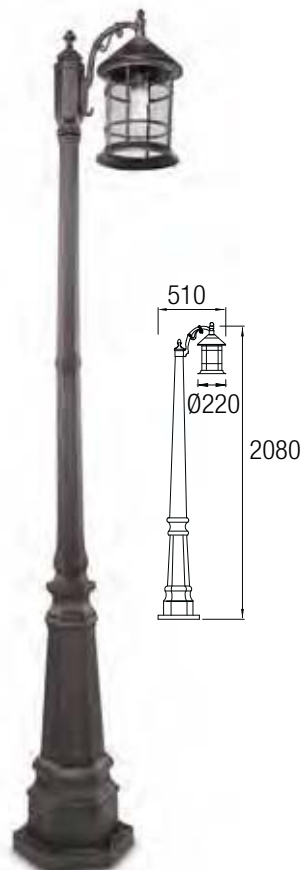
55-9151-18-18

Columna / Column / Mât / Säule / Colonna / Coluna /
Колонна / Stup



Para farola completa pedir códigos / For a complete lamp post, order both codes. / Pour le réverbère complet, demander les codes / Für komplette Laterne Art.-Nr. bestellen / Per il lampione completo ordinare i codici / Para poste de iluminação exterior completo pedir códigos / Для заказа фонаря целиком запрашивайте следующие артикулы / Dla pełnej latarni zamówić kody

60-9786-18-AA + 55-9151-18-18



ANDREA

60-9785-18-AA

E-27 max. 100W / max. L=180mm
Halogen - Fluorescent - LED

A++ >>> C



55-9151-18-18

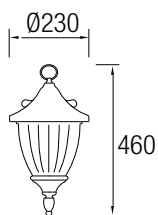
Columna / Column / Mât / Säule / Colonna / Coluna /
Колонна / Stup



Para farola completa pedir códigos / For a complete lamp post, order both codes. / Pour le réverbère complet, demander les codes / Für komplette Laterne Art.-Nr. bestellen / Per il lampione completo ordinare i codici / Para poste de iluminação exterior completo pedir códigos / Для заказа фонаря целиком запрашивайте следующие артикулы / Dla pełnej latarni zamówić kody

60-9785-18-AA + 55-9151-18-18



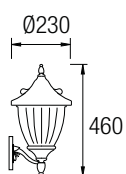



GALATEA

00-9151-18-E7

E-27 max. 100W / max. L=167mm Ø=51mm
Halogen - Fluorescent

A++ >>> C

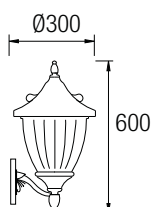



GALATEA

05-9151-18-E7

E-27 max. 100W / max. L=167mm
Halogen - Fluorescent

A++ >>> C

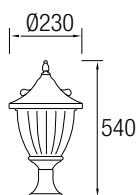
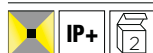


GALATEA

05-9152-18-E7

3 x E-14 max. 60W / max. L=120mm Ø=35mm
Halogen - Fluorescent

A++ >>> C





GALATEA

10-9151-18-E7

E-27 max. 100W / max. L=167mm
Halogen - Fluorescent

A++ >>> C





GALATEA

60-9151-18-E7

3 x E-14 max. 60W / max. L=120mm Ø35mm
Halogen - Fluorescent

A++ >>> C



2520

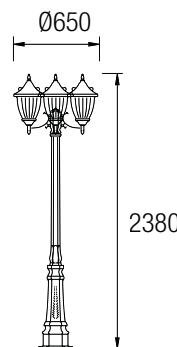
55-9151-18-18

Columna / Column / Mât / Säule / Colonna / Coluna / Колонна / Slup



Para farola completa pedir códigos / For a complete lamp post, order both codes. / Pour le réverbère complet, demander les codes / Für eine komplette Mastleuchte bitte die folgenden Artikel - Nr. bestellen / Per il lampione completo ordinare i codici / Para poste de iluminação exterior completo pedir códigos / Для заказа фонаря целиком запрашивайте следующие артикулы / Dla pełnej latarni zamówić kody

60-9151-18-E7 + 55-9151-18-18



GALATEA

60-9152-18-E7

3 x E-27 max. 100W / max. L=167mm Ø=51mm
Halogen - Fluorescent

A++ >>> C



2380

55-9151-18-18

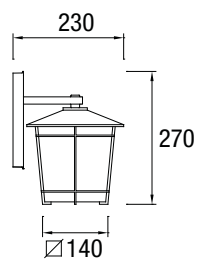
Columna / Column / Mât / Säule / Colonna / Coluna / Колонна / Slup



Para farola completa pedir códigos / For a complete lamp post, order both codes. / Pour le réverbère complet, demander les codes / Für eine komplette Mastleuchte bitte die folgenden Artikel - Nr. bestellen / Per il lampione completo ordinare i codici / Para poste de iluminação exterior completo pedir códigos / Для заказа фонаря целиком запрашивайте следующие артикулы / Dla pełnej latarni zamówić kody

60-9152-18-E7 + 55-9151-18-18





JANNA

05-9447-18-M3 ■

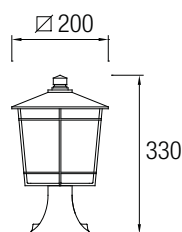
E-27 max. 18W / max. L=165mm
Fluorescent - LED

A++ >>> C





OUTDOOR | CLASSIC



JANNA

10-9447-18-M3

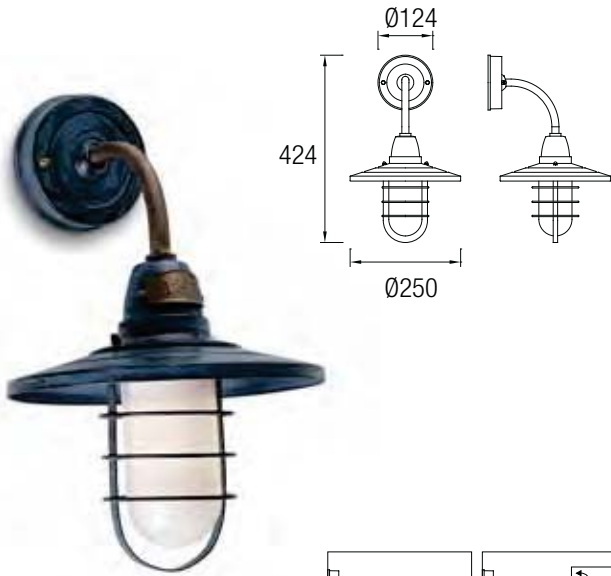
E-27 max. 18W / max. L=160mm
 Fluorescent - LED

A++ C

18	AL PUR	PC MAT DIF	⊕	IP 23	RF 850°C
----	-----------	------------------	---	----------	-------------







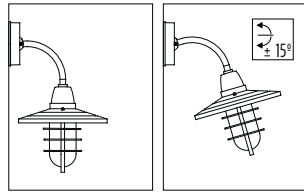
COTTAGE NEW

05-9868-CC-B8 ■

E-27 max. 20W / max. L=140mm Ø=56mm
Fluorescent

A++ C

CC	INOX AISI 302	GLA BU DIF		IP 65



TRITON

05-8959-05-37 ■

E-27 max. 100W / max. L=152 mm Ø=50mm
Halogen - Fluorescent

A++ C

05	AL INJ	GLA BU DIF		IP 44	RF 850°C



SIRENA


05-9104-18-M2 ■

E-27 max. 60W / max. L=140mm Ø=51mm
Halogen - Fluorescent

A++ C

18	AL INJ	PC PRISM DIF		IP 44






MORFEO

05-9175-18-AA ■

3 x E-14 max. 60W / max. L=120mm Ø=35mm
Halogen - Fluorescent - LED

A+ >>> C

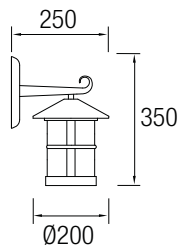


PERSEFONE

05-9202-18-AA ■

E-27 max. 100W / max. L=167mm Ø=51mm
Halogen - Fluorescent - LED

A+ >>> C

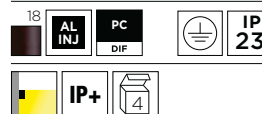


ITACA

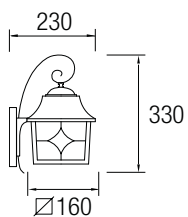
05-9132-18-AA ■

E-27 max. 100W / max. L=167mm Ø=51mm
Halogen - Fluorescent - LED

A+ >>> C





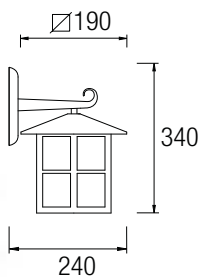


CASTELO

05-9124-18-37 ■

E-27 max. 100W / max. L=117mm Ø=45mm
Halogen - Fluorescent - LED

A++ >>> C

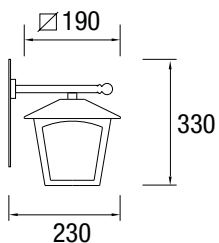


ODISEO

05-9126-18-AA ■

E-27 max. 100W / max. L=152mm Ø=50mm
Halogen - Fluorescent - LED

A++ >>> C



EDIPO

05-9149-18-AA ■

E-27 max. 100W / max. L=140mm Ø=51mm
Halogen - Fluorescent - LED

A++ >>> C





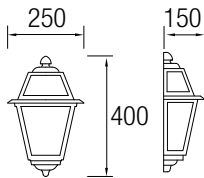


OCEANO

05-9158-18-AA ■

E-27 max. 100W / max. L=167mm Ø=51mm
Halogen - Fluorescent - LED

A++ >>> C

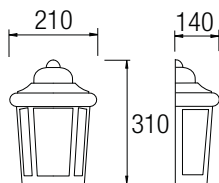


PERSEO

05-8762-18-37 ■

E-27 max. 100W / max. L=152mm Ø=50mm
Halogen - Fluorescent - LED

A++ >>> C





EMOTIONAL



756-757 DOTS

PUNTOS
POINTS LUMINEUX
PUNKTE
PUNTI
PONTOS
ТОЧКИ
PUNKTY



758-759 FLEXIBLE CURTAINS

CORTINAS FLEXIBLES
RIDEAUX FLEXIBLES
FLEXIBLE VORHÄNGE
TENDE FLESSIBILI
CORTINAS FLEXIVEIS
ГИБКИЕ ЗАНАВЕСЫ
ELASTYCZNE ZASŁONY



760 OUTDOOR DISPLAY

PANTALLA EXTERIOR
ÉCRAN D'EXTÉRIEUR
AUSSEN DISPLAY
SCHERMO ESTERNO
ECRÁ EXTERIOR
ЭКРАНЫ ДЛЯ УЛИЧНОГО ПРИМЕНЕНИЯ
EKAN ZEWNETRZNY



761 OUTDOOR TUBES

TUBOS EXTERIOR
TUBES D'EXTÉRIEUR
AUSSEN RÖHREN
TUBI ESTERNI
TUBOS DE EXTERIOR
СВЕТОДИОДНЫЕ ТРУБКИ ДЛЯ УЛИЧНОГО ПРИМЕНЕНИЯ
TUBY ZEWNETRZNE




762-763 INDOOR DISPLAY

PANTALLA INTERIOR
ÉCRAN D'INTÉRIEUR
INNEN DISPLAY
SCHERMO INTERNO
ECRÁ DE INTERIOR
ЭКРАНЫ ДЛЯ ИНТЕРЬЕРА ПОМЕЩЕНИЙ
EKAN WEWNĘTRZNY



764-765 LED FLOOR


SUELO LED
SOL LED
LED BODENEINBAU
PAVIMENTO LED
LED DE CHÃO
СВЕТОДИОДНЫЙ ПОЛ
PODŁOGA LED



HOSPITALITY



LT-20
P843






HOSPITALITY



▶ Video






HOSPITALITY



NO-1
P.838



HOSPITALITY



NO-2
P.838

+



DF-20
P.846



HOSPITALITY



NO-1
P.838

+



DF-20
P.846



▶ Video




HOSPITALITY



NO-3
P.838



▶ Video





HOSPITALITY



NO-1
P.838



RETAIL



NO-3
P.838



▶ Video



splash

RESTAURANT



NO-2
P.838





RESTAURANT




OC-125
P.840



▶ Video





CLUBBING



NO-1
P.838

+



DF-20
P.846



▶ Video

CLUBBING



OC-125
P.840





MUSEUM



OC-125
P.840



CARACTERÍSTICAS DE UNA PANTALLA LED
TYPICAL CHARACTERISTICS OF AN LED SCREEN
CARACTÉRISTIQUES D'UN ÉCRAN LED
MERKMALE EINES LED-DISPLAYS
CARATTERISTICHE DI UNO SCHERMO LED
CARACTERÍSTICAS DE UM ECRÃ LED
ХАРАКТЕРИСТИКИ СВЕТОДИОДНОГО ЭКРАНА
WŁAŚCIWOŚCI EKRANU LED

01 ¿QUÉ ES UN PÍXEL?

WHAT IS A PIXEL?
QU'EST-CE QU'UN PIXEL?
WAS BEDEUTET PIXEL?
COS'È UN PIXEL?
O QUE É UM PÍXEL?
ЧТО ТАКОЕ ПИКСЕЛЬ?
CO TO JEST PIKSEL?

Es la unidad mínima de representación de una imagen. El conjunto de píxeles genera las imágenes.

It's the smallest element that can be found in an image. When they are put together, pixels create images.

C'est l'unité minimale de représentation d'une image. Un ensemble de pixels crée une image.

Ein Pixel ist die kleinste Einheit bei der Darstellung eines Bildes. Eine Rastergrafik setzt sich aus Pixeln zusammen.

È l'unità minima di rappresentazione di un'immagine. È l'insieme dei pixel che crea le immagini.

É a unidade mínima de representação de uma imagem. O conjunto de píxeis gera as imagens.

Пиксель – это минимальная единица воспроизведения изображения. Изображение – это комбинация пикселей.

Piksel to najmniejszy element wyświetlanego obrazu. Grupa pikseli tworzy obrazy.



1 PIXEL

EXISTEN 2 TIPOS:
DIP Y SMD

THERE ARE 2 TYPES:
DIP AND SMD

IL EXISTE DEUX TYPES DE PIXELS:
DIP ET SMD

STEHEN ZWEI VERSCHIEDENE
LED-FORMATE ZUR AUSWAHL:
DIP UND SMD

ESISTONO DUE TIPI:
DIP E SMD

EXISTEM 2 TIPOS:
DIP E SMD

СУЩЕСТВУЮТ 2 ФОРМАТА:
СТАНДАРТНЫЙ (DIP) И
ПОВЕРХНОСТНОГО МОНТАЖА
(SMD)

WYSTĘPUJĄ 2 TYPY:
DIP I SMD

02

¿CÓMO ES UN PÍXEL FÍSICAMENTE EN UNA PANTALLA LED?

WHAT IS A PIXEL LIKE ON A SCREEN?
QUELLE EST L'APPARENCE D'UN PIXEL DANS UN ÉCRAN?
WIE WIRD EIN PIXEL AUF EINEM DISPLAY DARGESTELLT?
COM'È MATERIALMENTE UN PIXEL IN UNO SCHERMO?
COMO É UM PÍXEL FISICAMENTE NUM ECRÃ?
КАК СОЗДАЕТСЯ ПИКСЕЛЬ НА ЭКРАНЕ?
JAK FIZYCZNIE WYGLĄDA JEDEN PIKSEL NA WYŚWIETLACZU?

DIP

Son leds de un solo color. Por su robustez y alto brillo son ideales para aplicaciones de exteriores. Pueden utilizarse en aplicaciones para día y noche. Baja definición.

These are leds of only one single colour. Thanks to their robustness and intense brightness, DIP LEDs are ideal for outdoor applications. They can be used in both day and night applications. It has low definition.

Ce sont des pixels d'une seule couleur. Du fait de leur robustesse et de leur effet brillant intense, les LED DIP sont idéales pour des applications en extérieur. On peut les utiliser dans des applications de jour comme de nuit. Basse définition.

Beim DIP-Format sind die LEDs einfarbig. Die DIP-LED eignen sich aufgrund ihrer Robustheit und ihrer Glanzeigenschaft bestens für Installationen im Freien. Sie können sowohl für Tages- als auch Nachtinstallationen verwendet werden. Niedrige Definition.


I led sono di un solo colore. Grazie alla loro robustezza e alta luminosità, i led DIP sono ideali per applicazioni in esterni. È possibile utilizzarli per applicazioni diurne e notturne. Bassa definizione.

Os leds são de uma única cor. Pela sua robustez e alto brilho são perfeitos para aplicações em exterior. Podem ser utilizados em aplicações diurnas e nocturnas. Baixa definição.

Одноцветные светодиоды. Благодаря своей прочности и особой яркости, они идеально подходят для уличного применения. Они могут использоваться и днем, и ночью. Они обладают низким разрешением.

To diody jednobarwne. Dzięki ich solidnej budowie i wysokiej jasności, diody DIP są idealne do zastosowań zewnętrznych. Mogą być stosowane do oświetlenia dziennego i nocnego. Niska rozdzielczość.

1 PIXEL =



1 RED + 1 GREEN + 1 BLUE

OR



2 RED + 1 GREEN + 1 BLUE

SMD

Los leds SMD por su integración RGB son ideales para aplicaciones de alta definición, donde requerimos un paso (pitch) muy bajo.

The SMD LED has an RGB system integrated in a single point. SMD LEDs are ideal for indoor high definition applications.

La LED SMD intègre le système RGB en un seul point. Du fait de leur intégration RGB, les LED SMD sont idéales pour des applications à haute définition.

Die SMD-Bauweise des LED hat ein integriertes RGB an einem Punkt, so dass ein SMD-LED einem Pixel entspricht. Die SMD-LEDs sind ideal für Einsatzbereiche mit hoher Definition.

Poiché nel led SMD il sistema RGB è integrato in un sol punto, grazie a questa integrazione, i led SMD sono ideali per applicazioni d'alta definizione.

Tem integrado o sistema RGB num único ponto. São perfeitos para aplicações em interior e alta definição.

Светодиоды поверхностного монтажа (SMD) обладают встроенной системой RGB в каждой световой точке. Светодиоды SMD идеальны для применений с высоким разрешением, где требуется очень низкий шаг (pitch).

Diody SMD mają zintegrowany system RGB w jednym punkcie. Są one idealne do zastosowań wewnętrznych o wysokich rozdzielczościach.

1 PIXEL = 1 SMD



03

RESOLUCIÓN DE UNA IMAGEN EN UNA PANTALLA LED

RESOLUTION OF AN IMAGE ON A LED SCREEN
RÉSOLUTION D'UNE IMAGE DANS UN ÉCRAN
WAS BEDEUTET AUFLÖSUNG EINER DARSTELLUNG AUF EINEM DISPLAY
RISOLUZIONE DI UN'IMMAGINE SU UNO SCHERMO
RESOLUÇÃO DE UMA IMAGEM NUM ECRÃ
ЧТО ТАКОЕ РАЗРЕШЕНИЕ ИЗОБРАЖЕНИЯ НА ДИСПЛЕЕ
ROZDZIELCZOŚĆ OBRAZU NA WYŚWIETLACZU

La resolución en una pantalla indica cuánto detalle puede observarse en ésta. Tener mayor resolución se traduce en obtener una imagen con más detalle o calidad.

The screen resolution indicates how much detail can be seen on the screen. A greater resolution means a more detailed or higher quality image.

La résolution sur l'écran indique le niveau de détail que l'on peut y observer. Disposer d'une résolution supérieure est synonyme d'une image plus détaillée ou d'une meilleure qualité.

Die Auflösung gibt die Detailgenauigkeit an, mit der ein Bild auf einem Display dargestellt wird. Eine höhere Auflösung bedeutet eine detailgetreue Darstellung oder eine bessere Bildqualität.

La risoluzione su uno schermo indica quanti dettagli vi si possono vedere. Una maggiore risoluzione si traduce in un'immagine con più dettagli o qualità.

A resolução num ecrã indica o nível de detalhe que se pode observar nele. Uma maior resolução traduz-se na obtenção de uma imagem com mais detalhe ou qualidade.

Разрешение показывает, насколько хорошо различимы детали изображения. Чем выше разрешение, тем лучше видны детали и тем выше качество изображения.

Rozdzielczość na ekranie wskazuje na ilość szczegółów jakie na nim można zaobserwować. Posiadanie większej rozdzielczości przekłada się na uzyskanie obrazu o większej ilości szczegółów lub jakości.



04

PITCH?

PITCH?

WAS BEDEUTET PITCH?

O QUE É O PITCH?

ЧТО ТАКОЕ ШАГ (PITCH)?

ROZSTAW (PITCH)?

Pitch o paso es la distancia entre píxeles (P), determina la distancia recomendada de visión de la imagen.

The pitch is the distance between pixels (P) and determines the recommended distance from which the image is to be seen.

Le «pitch» ou le «pas» est la distance entre les pixels (P) qui détermine la distance recommandée pour la vision de l'image.

Unter Pitch (P) versteht man den Abstand zwischen Pixeln, mit der die empfohlene Blickdistanz bestimmt wird.


Il pitch è la distanza tra i pixel (P) e determina la distanza consigliata per la visione dell'immagine.

Pitch ou passo é a distância entre píxeis (P) determina a distância recomendada de visão da imagem.

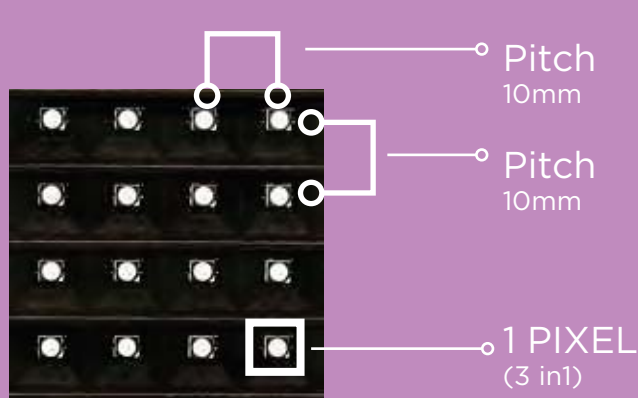
Шагом (pitch) называют расстояние между пикселями (P). От шага зависит расстояние, рекомендованное для оптимального восприятия изображения.

Pitch lub rozstaw to odległość pomiędzy pikselami (P) określająca zalecaną odległość widzenia obrazu.

DIP



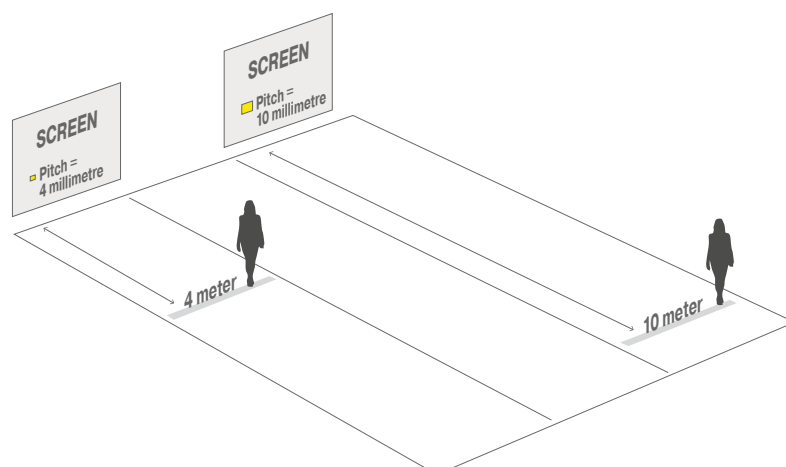
SMD



Con un P bajo, conseguimos más resolución y menor distancia de visionado.
 With a low P, we gain a higher resolution and shorter viewing distance.
 Si le P est bas, la résolution est supérieure et la distance de vision est inférieure.
 Mit einem niedrigen Pixelabstand schafft man eine höhere Auflösung und eine kurze Blickdistanz.
 Se il P è basso, la risoluzione è maggiore e la distanza di visione minore.
 Com um P baixo, conseguimos mais resolução e menor distância de visualização.
 Чем меньше шаг P, тем выше разрешение изображения и тем меньше должно быть расстояние для его восприятия.
 Przy małym P, uzyskujemy większą rozdzielczość i mniejszą odległość widzenia.



Con un P alto, conseguimos menor resolución y mayor distancia de visionado.
 With a high P, we gain a lower resolution and greater viewing distance.
 Si le P est élevé, la résolution est inférieure et la distance de visionnage est plus grande.
 Mit einem hohen Pixelabstand schafft man eine niedrige Auflösung und eine große Blickdistanz.
 Se il P è alto, la risoluzione è minore e la distanza di visione maggiore.
 Com um P alto, conseguimos menor resolução e maior distância de visualização.
 Чем больше шаг P, тем ниже разрешение изображения и тем больше должно быть расстояние между изображением и зрителем.
 Przy dużym P, uzyskujemy niższą rozdzielczość i większą odległość widzenia.



05 ¿QUÉ ES EL BRILLO (Luminancia)?

WHAT IS BRIGHTNESS (Luminance)?
QU'EST-CE QUE LA BRILLANCE (Luminance)?
Was gibt die Helligkeit an (Leuchtdichte)?
CHE COS'È LA (Luminanza)?
O QUE É O BRILHO (Luminância)?
ЧТО ТАКОЕ ЯРКОСТЬ?
CO TO JEST JASNOŚĆ (Luminancja)?

Es el flujo luminoso que emerge de una superficie siguiendo una dirección determinada. La luminancia es medida en NITS o candela/m².

It's the flow of light emerging from a surface in a given direction. Luminance is measured in NITS or candelas/m².

C'est le flux lumineux qui émerge d'une surface en suivant une direction déterminée. La luminance se mesure en NITS ou candela/m² (cd/m²).

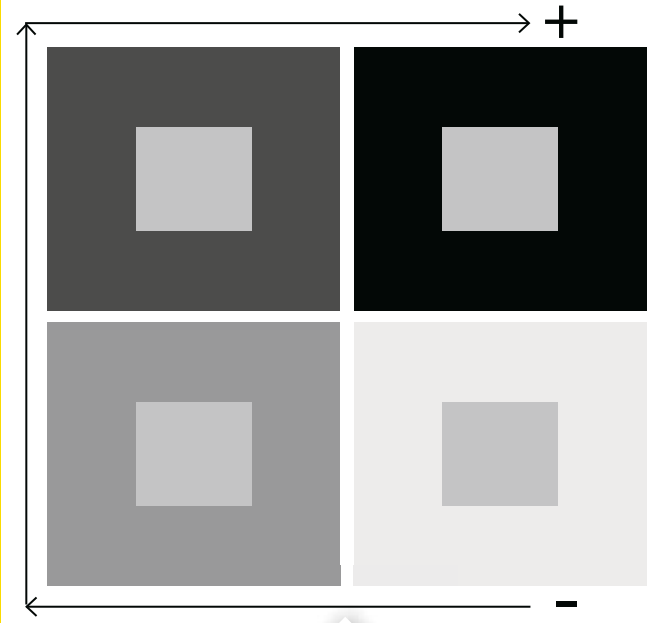
Die Leuchtdichte liefert detaillierte Information über die Orts- und Richtungsabhängigkeit des von einem unendlich kleinen Flächenelement abgegebenen Lichtstroms. Die Leuchtdichte wird in Nit oder Candela/m² ausgedrückt (1 Nit = 1 cd/m²).

Il flusso luminoso che emerge da una superficie seguendo una determinata direzione. La luminanza si misura in NITS o cd/m².

É o fluxo luminoso que emerge de uma superfície, seguindo uma direção determinada. A luminância é medida em NITS ou candela/m².

Яркостью называется поток света, излучаемый поверхностью в заданном направлении. Единица измерения яркости НИТ или кнд/м².

Jest to strumień światła emitowany z powierzchni w danym kierunku. Jasność mierzona jest w NITACH lub kandelach/m².



Es la diferencia relativa de intensidad entre un punto de una imagen y sus alrededores, en nuestro caso el fondo de la pantalla.

It is the relative difference in intensity between a certain point in an image and its surroundings - in this case the screen background.

La différence relative d'intensité entre un point d'une image et son entourage, en l'occurrence le fond de l'écran.

Ist der relative Intensitätsunterschied zwischen einem Bildpunkt und seiner Umgebung, in unserem Fall dem Displayhintergrund.

La differenza relativa di intensità tra un punto di un'immagine e ciò che vi è intorno, nel nostro caso lo sfondo dello schermo.

A diferença relativa de intensidade entre um ponto de uma imagem e o seu redor, no nosso caso, o fundo do ecrã.

Контраст определяется как отношение яркости между некоторой точкой изображения на экране и окружающим ее фоном, в нашем случае – экраном.

Kontrast definiowany jest jako względna różnica pomiędzy jednym punktem obrazu i jego otoczeniem, a w naszym przypadku tłem ekranu.


06 ¿QUÉ ES EL CONTRASTE?

WHAT IS CONTRAST?
QU'EST-CE QUE LE CONTRASTE?
WAS BEDEUTET KONTRAST?
CHE COS'È IL CONTRASTO?
O QUE É O CONTRASTE?
ЧТО ТАКОЕ КОНТРАСТ?
CO TO JEST KONTRAST?

07

¿CÓMO ESCOGER EL BRILLO NECESARIO DE UNA PANTALLA?

HOW DO I CHOOSE THE NECESSARY BRIGHTNESS OF A SCREEN?
COMMENT CHOISIR LA BRILLANCE D'UN ÉCRAN?
WIE WÄHLE ICH DIE GEEIGNETE HELLIGKEIT EINES DISPLAYS AUS?
SCEGLIERE LA LUMINOSITÀ COME DI UNO SCHERMO?
COMO ESCOLHER O BRILHO NECESSÁRIO DE UM ECRÃ?
КАК ВЫБРАТЬ ОПТИМАЛЬНУЮ ЯРКОСТЬ ДЛЯ ЭКРАНА?
WYBIERANIE NIEZBĘDNEJ JASNOŚCI EKRANU?



NIT = CD/M²



LEDMOTION – ДИНАМИЧНОЕ СВЕТОДИОДНОЕ ОСВЕЩЕНИЕ

Transformamos la luz a través de diferentes y novedosos materiales integrados a la arquitectura para obtener espacios únicos y sorprendentes. Creamos iluminaciones personalizables a las emociones y estados de ánimo de las personas.

We use different and innovative materials integrated in the architecture to transform light. The result of this are unique and astonishing spaces. We create lighting which can be personalised to every person's feelings and moods.

Nous transformons la lumière à travers différents matériaux innovants et intégrés à l'architecture pour obtenir des espaces uniques et surprenants. Nous créons des éclairages qui s'adaptent aux émotions et aux états d'esprit des personnes.

Wir verwenden verschiedene neuartige in die Architektur integrierte Materialien, um das Licht zu transformieren und einzigartige, originelle Räume zu schaffen. Wir gestalten individuelle Beleuchtungslösungen, die sich an Anlass und Stimmung anpassen lassen.

Trasformiamo la luce attraverso materiali diversi ed innovativi, integrati nell'architettura, per ottenere spazi unici e straordinari. Creiamo illuminazioni personalizzabili in base alle emozioni ed agli stati d'animo delle persone.

Transformamos a luz através de materiais diferentes e inovadores, integrados na arquitetura de forma a obter espaços únicos e surpreendentes. Criamos iluminações que se adaptam às emoções e ao estado de espírito das pessoas.


Мы трансформируем свет с помощью различных современных материалов, интегрированных в архитектурное решение, чтобы создавать уникальные и удивительные пространства. Мы предлагаем освещение, подстраивающееся под ваш эмоциональный фон и настроение.

Używamy różnorodnych i nowoczesnych materiałów w architekturze, aby kształtować światło. Jako rezultat otrzymujemy jedyne w swoim rodzaju, zaskakujące przestrzenie. Tworzymy oświetlenie, które można ustawić pod nastrój i humor każdego użytkownika.

01.

02.

03.



- 01. STRIPE
- 02. WAVE
- 03. ICE
- 04. AQUA
- 05. POINT
- 06. PRISMA

04.



05.



06.



07. SAND

08. MOSAIC

09. LAYERS

10. VITRO

11. FOGGY

12. CELULAR


07.




08.



09.




10.



11.

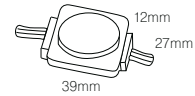
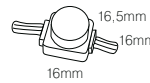
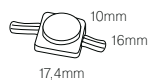


12.



DOTS

PUNTOS
POINTS LUMINEUX
PUNKTE
PUNTI
PONTOS
ТОЧКИ
PUNKTY

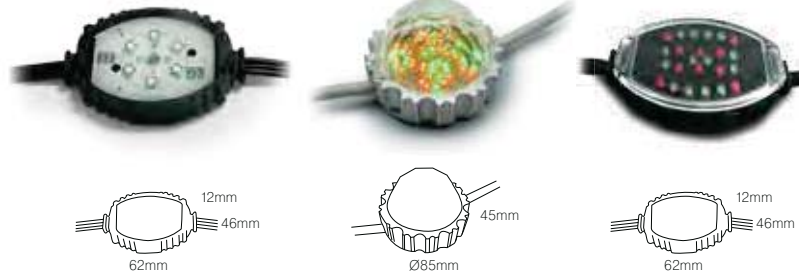


NO-1	NO-2	NO-3

ESPECIFICACIONES DEL PÍXEL PIXEL PARAMETER CARACTERISTIQUES DU PÍXEL PÍXEL-SPEZIFIKATIONEN CARATTERISTICHE DEL PÍXEL ESPECIFICAÇÕES DO PÍXEL ХАРАКТЕРИСТИКИ ПÍКСЕЛЕЙ SPECIFICACIA PÍXELI		NO-1	NO-2	NO-3
	n° Led	1	1	3
	SMD	SMD 3535 / RGB (3 IN 1)	SMD 3535 / RGB (3 IN 1)	SMD 3535 / RGB (3 IN 1)
	POWER	0,3W /DOT	0,3W /DOT	0.72W /DOT
	VDC	5 VDC	5 VDC	12 VDC
	PITCH	35	35	50
	LENSES - LENTES	CLEAR FLAT	CLEAR BALL COVER	CLEAR FLAT
	HOUSING - CUERPO	TRANSPARENT	BLACK Optional: WHITE & GREY	BLACK Optional: WHITE & GREY
	COVER MATERIAL - MATERIAL DIFUSOR			
	HOUSING MATERIAL - MATERIAL DEL MÓDULO			
	Weight	8 g	8 g	18 g
	Weight 50 nodes	400 g	400 g	900 g
	PITCH	432 (8cm)	432 (8cm)	1014 (8cm)
	vertical	120°	120°	120°
	horizontal	120°	120°	120°
	GREY SCALE	4096 (12 bits)	4096 (12 bits)	4096 (12 bits)
	24 Bit	16,7M (24 bits)	16,7M (24 bits)	16,7M (24 bits)
	TEMPERATURE	-40 °C +60 °C	-40 °C +60 °C	-40 °C +60 °C
	HUMIDITY	10%~90% RH	10%~90% RH	10%~90% RH
	LIFETIME	50.000	50.000	50.000
	CONNECT MODE - MODO DE CONEXION	SIGNAL+POWER	SIGNAL+POWER	SIGNAL+POWER
	CONTROL SYSTEM - SISTEMA DE CONTROL	Computer control and SD card control system	Computer control and SD card control system	Computer control and SD card control system

DOTS

PUNTOS
POINTS LUMINEUX
PUNKTE
PUNTI
PONTOS
ТОЧКИ
PUNKTY



NO-4	NO-6	NO-7


ESPECIFICACIONES DEL PÍXEL PIXEL PARAMETER CARACTERISTIQUES DU PÍXEL PIKEL-SPEZIFIKATIONEN CARATTERISTICHE DEL PÍXEL ESPECIFICAÇÕES DO PÍXEL ХАРАКТЕРИСТИКИ ПÍКСЕЛЕЙ SPECIFIKACIA PÍKSELI		NO-4	NO-6	NO-7
	n° Led	6	12	24
	SMD 3535 / RGB (3 IN 1)	SMD 3535 / RGB (3 IN 1)	SMD 3535 / RGB (3 IN 1)	DIP 346 / 8R 8G 8B
	1,44W /DOT	2,88W /DOT	1,8W /DOT	
	24 VDC	24 VDC	24 VDC	
	70 mm	120	80	
LENSES - LENTES	CLEAR FLAT	CLEAR FLAT	CLEAR FLAT	
HOUSING - CUERPO	BLACK Optional: WHITE & GREY	SILVER	BLACK	
COVER MATERIAL - MATERIAL DIFUSOR				
HOUSING MATERIAL - MATERIAL DEL MÓDULO				
	55 g	120g	42 g	
	2750 g	6 Kg	2100 g	
PITCH	2028 (8cm)	1944 (12cm)	5600 (10cm)	
	120°	120°	120°	
	120°	120°	120°	
	4096 (12 bits)	4096 (12 bits)	4096 (12 bits)	
	16,7M (24 bits)	16,7M (24 bits)	16,7M (24 bits)	
	-40 °C +60 °C	-40 °C +60 °C	-40 °C +60 °C	
	10%~90% RH	10%~90% RH	10%~90% RH	
	50.000	50.000	50.000	
CONNECT MODE - MODO DE CONEXIÓN	SIGNAL+POWER	SIGNAL+POWER	SIGNAL+POWER	
CONTROL SYSTEM - SISTEMA DE CONTROL	Computer control and SD card control system	Computer control and SD card control system	Computer control and SD card control system	



EMOTIONAL

FLEXIBLE CURTAINS

CORTINAS FLEXIBLES
RIDEAUX FLEXIBLES
FLEXIBLE VORHÄNGE
TENDE FLESSIBILI
CORTINAS FLEXÍVEIS
ГИБКИЕ ЗАНАВЕСЫ
ELASTYCZNE ZASŁONY



OC-9375


OC-125



ESPECIFICACIONES DEL PÍXEL PIXEL PARAMETER CARACTÉRISTIQUES DU PÍXEL PIXEL-SPEZIFIKATIONEN CARATTERISTICHE DEL PÍXEL ESPECIFICAÇÕES DO PÍXEL ХАРАКТЕРИСТИКИ ПÍКСЕЛЕЙ SPECYFIKACJA PÍKSELI			
		9.375	12,5
		SMD 3528 / RGB (3 IN 1)	SMD 3528 / RGB (3 IN 1)
		11.377	6.400
ESPECIFICACIONES DEL MÓDULO MODULE SPECIFICATIONS CARACTÉRISTIQUES DU MODULE MODUL-SPEZIFIKATIONEN CARATTERISTICHE DEL MÓDULO ESPECIFICAÇÕES DO MÓDULO ХАРАКТЕРИСТИКИ МОДУЛЯ SPECYFIKACJA MODULU		MODUL RESOLUTION - RESOLUCIÓN DEL MÓDULO	32 X 16
		24 X 12	
HOUSING MATERIAL - MATERIAL DEL MÓDULO			
		1	1,5
		180W	96W
CONTROLLER DIMENSIONS - MEDIDAS DEL CONTROLADOR (L*W*H) (mm)		535 X 200 X 150	535 X 200 X 150
CONTROLLER MATERIAL - MATERIAL DEL CONTROLADOR			
		10	13
		667W /m²	356W /m²
QUANTITY OF CONTROLLED MODULES - Nº MÓDULOS CONTROLADOS		4 X 1 2 X 3	4 X 3 2 X 6
QUANTITY OF CONTROLLED PIXELS - Nº PÍXELES CONTROLADOS (L X H)		128 X 128 64 X 384	96 X 216 48 X 432
CONTROLLED AREA DIMENSIONS - DIMENSIONES AREA CONTROLADA (L*H) (mm)		1200 X 1200 600 X 3600	1200 X 2700 600 X 5400
ESPECIFICACIONES ÓPTICAS OPTIC SPECIFICATIONS CARACTÉRISTIQUES OPTIQUES SPEZIFIKATIONEN DER LINSEN SPECIFICAZIONI OTTICHE ESPECIFICAÇÕES ÓPTICAS ОПТИЧЕСКИЕ ХАРАКТЕРИСТИКИ SPECYFIKACJA UKŁADU OPTYCZNEGO			9,5 - 15
		110°	110°
		2000	1000
		65536	65536
		2000	2000
		16	16
		16,7M (24 bits)	16,7M (24 bits)
ESPECIFICACIONES GENERALES Y ELÉCTRICAS GENERAL AND ELECTRIC SPECIFICATIONS CARACTÉRISTIQUES GÉNÉRALES ET ÉLECTRIQUES ALLGEMEINE UND ELEKTRISCHE SPEZIFIKATIONEN CARATTERISTICHE GENERALI ED ELETTRICHE ESPECIFICAÇÕES GERAIS E ELÉTRICAS ОБЩИЕ И ЭЛЕКТРИЧЕСКИЕ ХАРАКТЕРИСТИКИ SPECYFIKACJA OGÓLNA I ELEKTRYCZNA			-20 °C ~+50 °C
		10%~90% RH	10%~90% RH
		≥ 30.000	≥ 30.000
		110/220 VAC +/- 15%	110/220 VAC +/- 15%
		47/63 Hz	47/63 Hz
SIGNAL TRANSFER - TRANSMISIÓN DE SEÑAL		LAN Cable	LAN Cable
CONTROL SYSTEM - SISTEMA DE CONTROL		Computer control	Computer control

FLEXIBLE CURTAINS

CORTINAS FLEXIBLES
RIDEAUX FLEXIBLES
FLEXIBLE VORHÄNGE
TENDE FLESSIBILI
CORTINAS FLEXÍVEIS
ГИБКИЕ ЗАНАВЕСЫ
ELASTYCZNE ZASŁONY



OC-1875

OC-3125-A

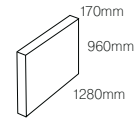
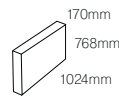
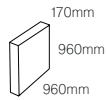


ESPECIFICACIONES DEL PÍXEL PIXEL PARAMETER CARACTÉRISTIQUES DU PÍXEL PIXEL-SPEZIFIKATIONEN CARATTERISTICHE DEL PÍXEL ESPECIFICAÇÕES DO PÍXEL ХАРАКТЕРИСТИКИ ПÍКЦЕЛІН SPECYFIKACJA PÍKSELU		18,75	31,25
	mm		
	DIP R G B	SMD 5050 / RGB (3 IN 1)	DIP 546 / 1R 1G 1B
	Leds/m²	2.844	1.024
ESPECIFICACIONES DEL MÓDULO MODULE SPECIFICATIONS CARACTÉRISTIQUES DU MODULE MODUL-SPEZIFIKATIONEN CARATTERISTICHE DEL MÓDULO ESPECIFICAÇÕES DO MÓDULO ХАРАКТЕРИСТИКИ МОДУЛІВ SPECYFIKACJA MODULU	MODUL RESOLUTION - RESOLUCIÓN DEL MÓDULO	16 X 8	8 x 4
	HOUSING MATERIAL - MATERIAL DEL MÓDULO		
	kg	2,5	2
	W	72W	64W
CONTROLLER DIMENSIONS - MEDIDAS DEL CONTROLADOR (L*W*H) (mm)		535 X 200 X 150	500 X 200 X 100
CONTROLLER MATERIAL - MATERIAL DEL CONTROLADOR			
	kg	13	10
	W	267W /m²	256W /m²
	QUANTITY OF CONTROLLED MODULES - Nº MÓDULOS CONTROLADOS	4 X 4 2 X 8	2 X 4
	QUANTITY OF CONTROLLED PIXELS - Nº PÍXELES CONTROLADOS (L X H)	64 X 192 32 X 384	16 x 128
	CONTROLLED AREA DIMENSIONS - DIMENSIONES AREA CONTROLADA (L*H) (mm)	1200 X 3600 600 X 7200	500 X 4000
ESPECIFICACIONES ÓPTICAS OPTIC SPECIFICATIONS CARACTÉRISTIQUES OPTIQUES SPEZIFIKATIONEN DER LINSEN SPECIFICAZIONI OTTICHE ESPECIFICAÇÕES ÓTICAS ОПТИЧЕКІЕ ХАРАКТЕРИСТИКИ SPECYFIKACJA UKŁADU OPTYCZNEGO	vertical	19 - 25	30 - 33
	horizontal	110°	110°
	Cd/m²	1400	4000
		16384	4096
	Mhz	1000	600
	Bit	16	16
	24 Bit	16,7M (24 bits)	16,7M (24 bits)
ESPECIFICACIONES GENERALES Y ELÉCTRICAS GENERAL AND ELECTRIC SPECIFICATIONS CARACTÉRISTIQUES GÉNÉRALES ET ÉLECTRIQUES ALLGEMEINE UND ELEKTRISCHE SPEZIFIKATIONEN CARATTERISTICHE GENERALI ED ELETTRICHE ESPECIFICAÇÕES GERAIS E ELÉTRICAS ОБШІЕ ІІІ ЕЛЕКТРИЧЕКІЕ ХАРАКТЕРИСТИКИ SPECYFIKACJA OGÓLNA I ELEKTRYCZNA	°C	-20 °C ~+50 °C	-20 °C ~+50 °C
	RH	10%~90% RH	10%~90% RH
		≥ 30.000	≥ 30.000
	VAC	110/220 VAC +/- 15%	110/220 VAC +/- 15%
	Hz	47/63 Hz	47/63 Hz
	SIGNAL TRANSFER - TRANSMISIÓN DE SEÑAL	LAN Cable	LAN Cable
	CONTROL SYSTEM - SISTEMA DE CONTROL	Computer control	Computer control



OUTDOOR DISPLAY

PANTALLA EXTERIOR
ÉCRAN D'EXTÉRIEUR
AUSSEN DISPLAY
SCHERMO ESTERNO
EKRÁ EXTERIOR
ЭКРАНЫ ДЛЯ УЛИЧНОГО ПРИМЕНЕНИЯ
EKAN ZEWNETRZNY



OD-10

OD-16

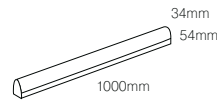
OD-20



	OD-10	OD-16	OD-20
ESPECIFICACIONES DEL PÍXEL PIXEL PARAMETER CARACTERÍSTICAS DEL PÍXEL PIXEL SPECIFICATIONS CARACTERÍSTICAS DEL PÍXEL PIXEL SPECIFICATIONS CARACTERÍSTICAS DEL PÍXEL PIXEL SPECIFICATIONS CARACTERÍSTICAS DEL PÍXEL PIXEL SPECIFICATIONS CHARACTERISTICS OF PIXEL ХАРАКТЕРИСТИКИ ПИКСЕЛІ SPECIFICACIJA PÍXELI	10 DIP346 / 1R - 1G - 1B 10.000	16 DIP546 / 2R - 1G - 1B 3.906	20 DIP546 / 2R - 1G - 1B 2.500
ESPECIFICACIONES DEL MÓDULO MODULE SPECIFICATIONS CARACTERÍSTICAS DEL MÓDULO MODULE SPECIFICATIONS CARACTERÍSTICAS DEL MÓDULO MODULE SPECIFICATIONS ESPECIFICACIÓES DO MÓDULO MODULE SPECIFICATIONS ХАРАКТЕРИСТИКИ МОДУЛЯ SPECIFICACIJA MODULA	CABINET MATERIAL - MATERIAL DEL MÓDULO ST 45 1250W/m ²	ST 35 1180W/m ²	ST 40 750W/m ²
ESPECIFICACIONES ÓPTICAS OPTIC SPECIFICATIONS CARACTERÍSTICAS ÓPTICAS OPTICAL CHARACTERISTICS SPEZIFIKACIONI DEL LENSEN OPTICAL CHARACTERISTICS ESPECIFICACIÓES ÓPTICAS OPTICAL CHARACTERISTICS ОПТИЧЕСКЕ ХАРАКТЕРИСТИКИ SPECIFICACIJA OPTICZNEGO	10 - 15 120° 60° 6500 4096 500 Mhz 16 Bit 16,7M (24 bits)	16 - 20 120° 60° 6000 4096 500 Mhz 16 Bit 16,7M (24 bits)	20 - 25 120° 60° 5500 4096 500 Mhz 16 Bit 16,7M (24 bits)
ESPECIFICACIONES GENERALES Y ELÉCTRICAS GENERAL AND ELECTRIC SPECIFICATIONS CARACTERÍSTICAS GENERALES Y ELÉCTRICAS GENERAL AND ELECTRIC SPECIFICATIONS ALLGEMEINE UND ELEKTRISCHE SPEZIFIKATIONEN GENERAL AND ELECTRIC SPECIFICATIONS ESPECIFICACIÓES GERAIS E ELÉTRICAS GENERAL AND ELECTRIC SPECIFICATIONS ОБЩИЕ И ЭЛЕКТРИЧЕСКИЕ ХАРАКТЕРИСТИКИ SPECIFICACIJA OGOLNAI ELEKTRICZNA	-45 °C ~+60 °C 10%-90% RH ≥ 30.000 110/220 VAC +/- 15% 47/63 Hz SIGNAL TRANSFER - TRANSMISIÓN DE SEÑAL LAN Cable CONTROL SYSTEM - SISTEMA DE CONTROL Computer control	-45 °C ~+60 °C 10%-90% RH ≥ 30.000 110/220 VAC +/- 15% 47/63 Hz SIGNAL TRANSFER - TRANSMISIÓN DE SEÑAL LAN Cable CONTROL SYSTEM - SISTEMA DE CONTROL Computer control	-45 °C ~+60 °C 10%-90% RH ≥ 30.000 110/220 VAC +/- 15% 47/63 Hz SIGNAL TRANSFER - TRANSMISIÓN DE SEÑAL LAN Cable CONTROL SYSTEM - SISTEMA DE CONTROL Computer control

OUTDOOR TUBES

TUBOS EXTERIOR
 TUBES D'EXTÉRIEUR
 AUSSEN RÖHREN
 TUBI ESTERNI
 TUBOS DE EXTERIOR
 СВЕТОДИОДНЫЕ ТРУБКИ ДЛЯ УЛИЧНОГО ПРИМЕНЕНИЯ
 TUBY ZEWNĘTRZNE



LT-20

CE □ IP 65

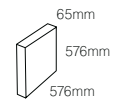
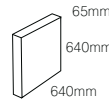
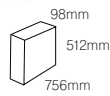
ESPECIFICACIONES DEL PIXEL PIXEL PARAMETER CARACTERISTIQUES DU PIXEL PIXEL-SPEZIFIKATIONEN CARATTERISTICHE DEL PIXEL ESPECIFICAÇÕES DO PIXEL ХАРАКТЕРИСТИКИ ПИКСЕЛЕЙ SPECYFIKACJA PIXELI		20
		SMD 5050 / RGB (3 IN 1)
		48
ESPECIFICACIONES DEL MÓDULO MODULE SPECIFICATIONS CARACTERISTIQUES DU MODULE MODUL-SPEZIFIKATIONEN CARATTERISTICHE DO MÓDULO ESPECIFICAÇÕES DO MÓDULO ХАРАКТЕРИСТИКИ МОДУЛЯ SPECYFIKACJA MODUŁU	DIFFUSER COLOUR - COLOR DEL DIFUSOR	TRANSPARENT Optional: WHITE
	DIFFUSER MATERIAL - MATERIAL DIFUSOR	
	HOUSING MATERIAL - MATERIAL DEL MÓDULO	
		0,9
		12W /m
		8 pixels (8 groups x 6 Leds)
ESPECIFICACIONES OPTICAS OPTIC SPECIFICATIONS CARACTERISTIQUES OPTIQUES SPEZIFIKATIONEN DER LINSEN SPECIFICAZIONI OTTICHE ESPECIFICAÇÕES ÓPTICAS ОПТИЧЕСКІЕ ХАРАКТЕРЫСТЫКА SPECYFIKACJA UKŁADU OPTYCZNEGO		20 - 25
		180°
	FLUX (lm)	300
		16
ESPECIFICACIONES GENERALES Y ELECTRICAS GENERAL AND ELECTRIC SPECIFICATIONS CARACTERISTIQUES GENERALES ET ELECTRIQUES ALLGEMEINE UND ELEKTRISCHE SPEZIFIKATIONEN CARATTERISTICHE GENERALI ED ELETRICHE ESPECIFICAÇÕES GERAIS E ELETRICAS ОБЩІЕ ІІ ЭЛЕКТРИЧЕСКІЕ ХАРАКТЕРЫСТЫКА SPECYFIKACJA OGÓLNA I ELEKTRYCZNA		-45 °C ~+55 °C
		10%~90% RH
		≥ 30.000
		24 vdc
	CONNECTOR - CONECTOR	SPI
	CONECT MODE - MODO DE CONEXIÓN	SIGNAL+POWER
	CONTROL SYSTEM - SISTEMA DE CONTROL	Computer control and SD card control system
		16,7M (24 bits)



EMOTIONAL

INDOOR DISPLAY

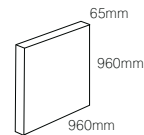
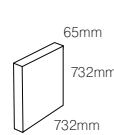
PANTALLA INTERIOR
ÉCRAN D'INTÉRIEUR
INNEN DISPLAY
SCHERMO INTERNO
ECRĂ DE INTERIOR
ЭКРАНЫ ДЛЯ ИНТЕРЬЕРА ПОМЕЩЕНИЙ
EKAN WEWNĘTRZNY



	ID-4	ID-5	ID-6
ESPECIFICACIONES DEL PÍXEL PIXEL PARAMETER CARACTERISTIQUES DU PÍXEL PIXEL-SPEZIFIKATIONEN CARATTERISTICHE DEL PÍXEL ESPECIFICAÇÕES DO PÍXEL ХАРАКТЕРИСТИКИ ПИКСЕЛЯ SPECYFIKACJA PÍXELU	4 mm SMD 2121 / RGB (3 IN 1) 62.500	5 SMD 3528 / RGB (3 IN 1) 40.000	6 SMD 3528 / RGB (3 IN 1) 27.889
ESPECIFICACIONES DEL MÓDULO MODULE SPECIFICATIONS CARACTERISTIQUES DU MODULE MODUL-SPEZIFIKATIONEN CARATTERISTICHE DEL MODULO ESPECIFICAÇÕES DO MÓDULO ХАРАКТЕРИСТИКИ МОДУЛЯ SPECYFIKACJA MODULU	CABINET MATERIAL - MATERIAL DEL MÓDULO AL 8 1300W/m²	AL 8 400W/m²	AL 7.5 300W/m³
ESPECIFICACIONES ÓPTICAS OPTIC SPECIFICATIONS CARACTERISTIQUES OPTIQUES SPEZIFIKATIONEN DER LINSEN SPECIFICAZIONI OTTICHE ESPECIFICAÇÕES ÓTICAS ОПТИЧЕСКИЕ ХАРАКТЕРИСТИКИ SPECYFIKACJA UKŁADU OPTYCZNEGO	4 - 8 140° 4000 65536 ≥ 2000 Mhz 16 Bit 16,7M (24 bits)	5 - 9 130° 4000 4096 4000 16 16,7M (24 bits)	6 - 10 130° 2500 4096 2000 16 16,7M (24 bits)
ESPECIFICACIONES GENERALES Y ELÉCTRICAS GENERAL AND ELECTRIC SPECIFICATIONS CARACTERISTIQUES GÉNÉRALES ET ÉLECTRIQUES ALLGEMEINE UND ELEKTRISCHE SPEZIFIKATIONEN CARATTERISTICHE GENERALI ED ELETTRICHE ESPECIFICAÇÕES GERAIS E ELÉTRICAS ОБЩИЕ И ЭЛЕКТРИЧЕСКИЕ ХАРАКТЕРИСТИКИ SPECYFIKACJA OGÓLNA I ELEKTRYCZNA	-20 °C ~+60 °C 10%~90% RH ≥ 30.000 110/220 VAC +/- 15% 47/63 Hz SIGNAL TRANSFER - TRANSMISIÓN DE SEÑAL LAN Cable CONTROL SYSTEM - SISTEMA DE CONTROL Computer control	-20 °C ~+60 °C 10%~90% RH ≥ 30.000 110/220 VAC +/- 15% 47/63 Hz LAN Cable Computer control	-20 °C ~+60 °C 10%~90% RH ≥ 30.000 110/220 VAC +/- 15% 47/63 Hz LAN Cable Computer control

INDOOR DISPLAY

PANTALLA INTERIOR
ÉCRAN D'INTÉRIEUR
INNEN DISPLAY
SCHERMO INTERNO
ECRĂ DE INTERIOR
ЭКРАНЫ ДЛЯ ИНТЕРЬЕРА ПОМЕЩЕНИЙ
EKAN WEWNĘTRZNY



ID-762

ID-10

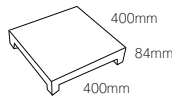


ESPECIFICACIONES DEL PÍXEL PÍXEL PARAMETER CARACTERISTIQUES DU PÍXEL PÍXEL-SPEZIFIKATIONEN CARACTERISTICHE DEL PÍXEL ESPECIFICAÇÕES DO PÍXEL ХАРАКТЕРИСТИКИ ПÍКСЕЛЕЙ SPECYFIKACJA PÍKSELI		7,62	10
		SMD 3528 / RGB (3 IN 1)	SMD 3528 / RGB (3 IN 1)
		17.222	10.000
ESPECIFICACIONES DEL MÓDULO MODULE SPECIFICATIONS CARACTERISTIQUES DU MODULE MODUL-SPEZIFIKATIONEN CARACTERISTICHE DEL MODULE ESPECIFICAÇÕES DO MODULE ХАРАКТЕРИСТИКИ МОДУЛЯ SPECYFIKACJA MODULU	CABINET MATERIAL - MATERIAL DEL MÓDULO		
		13	25
		600W/m ²	440W/m ²
ESPECIFICACIONES ÓPTICAS OPTIC SPECIFICATIONS CARACTERISTIQUES OPTIQUES SPEZIFIKATIONEN DER LINSEN SPECIFICAZIONI OTTICHE ESPECIFICAÇÕES ÓTICAS ОПТИЧЕСКИЕ ХАРАКТЕРИСТИКИ SPECYFIKACJA UKŁADU OPTYCZNEGO		8 - 12	10 - 15
		130°	130°
		130°	130°
		2000	1100
		4096	4096
		4096	4096
		400	400
		16	16
		16,7M (24 bits)	16,7M (24 bits)
	ESPECIFICACIONES GENERALES Y ELÉCTRICAS GENERAL AND ELECTRIC SPECIFICATIONS CARACTERISTIQUES GÉNÉRALES ET ÉLECTRIQUES ALLGEMEINE UND ELEKTRIISCHE SPEZIFIKATIONEN CARACTERISTICHE GENERALI ED ELETTRICHE ESPECIFICAÇÕES GERAIS E ELÉTRICAS ОБЩИЕ И ЭЛЕКТРИЧЕСКИЕ ХАРАКТЕРИСТИКИ SPECYFIKACJA OGÓLNA I ELEKTRYCZNA		-20 °C ~+60 °C
		10%~90% RH	10%~90% RH
		≥ 30.000	≥ 30.000
		110/220 VAC +/- 15%	110/220 VAC +/- 15%
		47/63 Hz	47/63 Hz
SIGNAL TRANSFER - TRANSMISIÓN DE SEÑAL		LAN Cable	LAN Cable
CONTROL SYSTEM - SISTEMA DE CONTROL		Computer control	Computer control



LED FLOOR

SUELO LED
SOL LED
LED BODENEINBAU
PAVIMENTO LED
LED DE CHÃO
СВЕТОДИОДНЫЙ ПОЛ
PODŁOGA LED



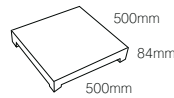
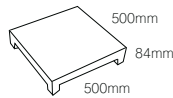
DF-20



<p>ESPECIFICACIONES DEL PÍXEL PIXEL PARAMETER CARACTERÍSTICAS DEL PÍXEL PIXEL-SPEZIFIKATIONEN CARATTERISTICHE DEL PÍXEL ESPECIFICAÇÕES DO PÍXEL ХАРАКТЕРИСТИКИ ПИКСЕЛЕЙ SPECYFIKACJA PÍKSELI</p>	20 SMD 3528 / RGB (3 IN 1) 3.528
<p>ESPECIFICACIONES DEL MÓDULO MODULE SPECIFICATIONS CARACTERÍSTICAS DEL MÓDULO MODUL-SPEZIFIKATIONEN CARATTERISTICHE DEL MÓDULO ESPECIFICAÇÕES DO MÓDULO ХАРАКТЕРИСТИКИ МОДУЛЯ SPECYFIKACJA MODUŁU</p>	<p>DIFFUSER COLOUR - COLOR DEL DIFUSOR FRO white</p> <p>DIFFUSER MATERIAL- MATERIAL DIFUSOR ACR (UV) DIF</p> <p>HOUSING MATERIAL - MATERIAL DEL MÓDULO ST</p> 8 500 188W /m²
<p>ESPECIFICACIONES ÓPTICAS OPTIC SPECIFICATIONS CARACTERÍSTICAS OPTICAS SPEZIFIKATIONEN DER LINSEN SPECIFICAZIONI OTTICHE ESPECIFICAÇÕES ÓTICAS ОПТИЧЕСКИЕ ХАРАКТЕРИСТИКИ SPECYFIKACJA UMIARU OPTYCZNEGO</p>	120° 120° 330 400 16 16,7M (24 bits)
<p>ESPECIFICACIONES GENERALES Y ELÉCTRICAS GENERAL AND ELECTRIC SPECIFICATIONS CARACTERÍSTICAS GENERALES ET ELECTRIQUES ALLGEMEINE UND ELEKTRISCHE SPEZIFIKATIONEN CARATTERISTICHE GENERALI ED ELETTRICHE ESPECIFICAÇÕES GERAIS E ELÉTRICAS ОБЩИЕ И ЭЛЕКТРИЧЕСКИЕ ХАРАКТЕРИСТИКИ SPECYFIKACJA OGÓLNA I ELEKTRYCZNA</p>	-20 °C ~+50 °C 10%~90% RH ≥ 30.000 180-240 VAC 47/63 Hz <p>SIGNAL TRANSFER - TRANSMISIÓN DE SEÑAL LAN Cable</p> <p>CONTROL SYSTEM - SISTEMA DE CONTROL Computer control</p>

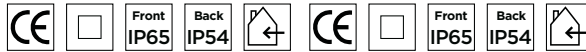
LED FLOOR

SUELO LED
SOL LED
LED BODENEINBAU
PAVIMENTO LED
LED DE CHÃO
СВЕТОДИОДНЫЙ ПОЛ
PODŁOGA LED



DF-125

DF-625



ESPECIFICACIONES DEL PÍXEL CHARACTERÍSTICAS DEL PÍXEL PÍXEL PARAMETER CARACTERÍSTICAS DO PÍXEL PÍXEL SPEZIFIKATIONEN PÍXEL SPEZIFIKATIONEN PÍXEL SPEZIFIKATIONEN PÍXEL SPEZIFIKATIONEN PÍXEL SPEZIFIKATIONEN PÍXEL SPEZIFIKATIONEN			
		12,5	62,5
		SMD 3528 / RGB (3 IN 1)	SMD 5050 / RGB (3 IN 1)
		6.400	256
ESPECIFICACIONES DEL MÓDULO MODULE SPECIFICATIONS MÓDULO SPECIFICATIONS MÓDULO SPECIFICATIONS MÓDULO SPECIFICATIONS MÓDULO SPECIFICATIONS MÓDULO SPECIFICATIONS MÓDULO SPECIFICATIONS MÓDULO SPECIFICATIONS MÓDULO SPECIFICATIONS	DIFFUSER COLOUR - COLOR DEL DIFUSOR		
	DIFFUSER MATERIAL - MATERIAL DIFUSOR		
	HOUSING MATERIAL - MATERIAL DEL MÓDULO		
		14	13
		500	500
		115W /m²	45W /m²
ESPECIFICACIONES ÓPTICAS OPTIC SPECIFICATIONS ÓPTICAS SPECIFICATIONS ÓPTICAS SPECIFICATIONS ÓPTICAS SPECIFICATIONS ÓPTICAS SPECIFICATIONS ÓPTICAS SPECIFICATIONS ÓPTICAS SPECIFICATIONS ÓPTICAS SPECIFICATIONS ÓPTICAS SPECIFICATIONS		120º	120º
		120º	120º
		330	300
		400	400
		16	16
		16,7M (24 bits)	16,7M (24 bits)
ESPECIFICACIONES GENERALES Y ELÉCTRICAS GENERAL AND ELECTRIC SPECIFICATIONS GENERAL AND ELECTRIC SPECIFICATIONS GENERAL AND ELECTRIC SPECIFICATIONS GENERAL AND ELECTRIC SPECIFICATIONS GENERAL AND ELECTRIC SPECIFICATIONS GENERAL AND ELECTRIC SPECIFICATIONS GENERAL AND ELECTRIC SPECIFICATIONS GENERAL AND ELECTRIC SPECIFICATIONS GENERAL AND ELECTRIC SPECIFICATIONS		-10 °C ~+50 °C	-20 °C ~+50 °C
		10%~90% RH	10%~90% RH
		≥ 30.000	≥ 30.000
		180-240 VAC	180-240 VAC
		47/63 Hz	47/63 Hz
	SIGNAL TRANSFER - TRANSMISIÓN DE SEÑAL	LAN Cable	LAN Cable
	CONTROL SYSTEM - SISTEMA DE CONTROL	Computer control	Computer control



EMOTIONAL

CARACTERÍSTICAS GENERALES DE LA COTIZACIÓN EMOTIONAL LIGHTING

Software y sistema de control - INCLUIDO a no ser que se requiera lo contrario.

La estructura de fijación se incluirá o no dependiendo del tipo de proyecto, existiendo la posibilidad de entregar los planos de ésta para que el cliente la puede desarrollar.

Asesoramiento en obra - INCLUIDO. (Un técnico de LEDS-C4)

Montaje en obra - NO INCLUIDO a no ser que se requiera.

SE NECESITA LA SIGUIENTE INFORMACIÓN PARA LA COTIZACIÓN:

Descripción de la idea del proyecto.

¿Qué aplicación/es (suelo, pared, techo) tiene el proyecto?

¿Qué finalidad tiene el proyecto? ¿Video o LEDMOTION?

¿Distancia de visionado del proyecto?

¿Interior o Exterior?

¿Día y/o Noche?

¿Medidas?

Descripción de ubicación.

Dibujos y/o Renders de la instalación.

Presupuesto (opcional)

GENERAL FEATURES OF THE EMOTIONAL LIGHTING QUOTATION

Software and control system - INCLUDED unless not required by the customer

The fixing structure may or may not be included depending on the type of project. It is possible to hand in the drawings of this structure for the client to develop it.

On-site advice - INCLUDED. (LEDS-C4 engineer)

On-site set-up - NOT INCLUDED, unless needed.

THE FOLLOWING INFORMATION IS REQUIRED FOR QUOTATIONS:

Description of the project idea.

What is the application(s) (floor, wall, ceiling) of the project?

What is the purpose of the project? Video or LEDMOTION?

Viewing distance of the project?

Indoors or outdoors?

Day and/or night?

Measurements?

Location description.

Drawings and/or renders of the installation.

Budget (optional)

CARACTÉRISTIQUES GÉNÉRALES DE L'ESTIMATION EMOTIONAL LIGHTING

Logiciel et système de contrôle - FOURNI, sauf autre condition requise
La structure de fixation sera fournie ou non en fonction du type de projet, avec possibilité de livrer les plans de cette dernière pour que le client puisse la développer.

Conseil sur site - FOURNI (un technicien de Leds-C4)

Montage sur site - NON FOURNI sauf s'il s'avère nécessaire.

LES INFORMATIONS SUIVANTES SONT NÉCESSAIRES À L'ESTIMATION:

Description de l'idée du projet.

À quelle application (sol, mur, plafond) le projet est-il destiné ?

Quelle est la finalité du projet ? Vidéo ou LEDMOTION ?

Distance de visionnage du projet ?

Intérieur ou extérieur ?

Jour ou nuit ?

Dimensions ?

Description de l'emplacement.

Dessins et/ou rendus de l'installation.

Devis (en option)

ALLGEMEINE MERKMALE FÜR DAS KOSTENANGEBOT FÜR EMOTIONAL LIGHTING

Software und Steuersystem - ENTHALTEN, sofern nicht vom Kunden anders gewünscht

Ob die Befestigungselemente im Preis enthalten sind oder nicht, hängt von den Projektdetails ab. Es können die Pläne zur Verfügung gestellt werden, damit der Kunde sein eigenes Befestigungssystem entwerfen kann.

Beratung an der Baustelle - INKLUSIVE. (Techniker von LEDS-C4)

Montage an der Baustelle - NICHT ENTHALTEN, sofern nicht vom Kunden angefordert

ZUR ERSTELLUNG EINES KOSTENANGEBOTS SIND DIE FOLGENDEN ANGABEN NOTWENDIG:

Beschreibung des geplanten Bauprojekts.

Wo wird das Beleuchtungssystem angebracht (Boden, Wand, Decke)?

Einsatzzweck/Verwendung des fertigen Systems Video oder LEDMOTION?

Blickdistanz des Projekts

Innen oder Außen?

Tag und/oder Abend/Nacht

Maße

Beschreibung des Installationsorts

Zeichnungen und/oder Render der Installation

Zur Verfügung stehendes Budget / Kostenrahmen (optionell)

CARATTERISTICHE GENERALI DELL' EMOTIONAL LIGHTING

Software e sistema di controllo INCLUSO salvo diverse indicazioni.

La struttura di fissaggio verrà inclusa o no in base al tipo di progetto ed esiste la possibilità di consegnarne in modo che il cliente la possa assemblare.

Consulenza durante i lavori - INCLUSA. (Un tecnico di LEDS-C4)

Montaggio durante i lavori - NON INCLUSO a meno che non si richieda.

PER LA VALUTAZIONE SONO NECESSARIE LE SEGUENTI INFORMAZIONI:

Descrizione le diverse parti del progetto.

Quale/i applicazione/i (pavimento, muro, soffitto) prevede il progetto?

Quale finalità ha il progetto? Video o LEDMOTION?

La distanza di visualizzazione del progetto?

Per Interni o Esterni?

Giorno e/o Notte?

Misure?

Descrizione della localizzazione.

Disegni e/o Renders dell'installazione.

Preventivo (facoltativo)

CARACTERÍSTICAS GERAIS DA COTAÇÃO DE EMOTIONAL LIGHTING

Software e sistema de controlo - INCLUÍDO, exceto se existirem necessidades em contrário.

A estrutura de fixação será ou não incluída com base no tipo de projeto, existindo a possibilidade de entregar os planos da mesma para que o cliente a possa desenvolver.

Assistência em obra - INCLUÍDA. (Um técnico de Leds-c4)

Montagem em obra - NÃO INCLUÍDA, exceto se necessário.

SÃO NECESSÁRIAS AS SEGUINTE INFORMAÇÕES PARA A COTAÇÃO:

Descrição da ideia do projeto.

Que aplicações (solo, parede, tecto) tem o projeto?

Qual é a finalidade do projeto? Video ou LEDMOTION?

Qual é a distância de visualização do projeto?

Interior ou exterior?

Dia e/ou noite?

Medidas?

Descrição do local.

Desenhos e/ou Renders da instalação.

Orçamento (opcional)

ОБЩИЕ ХАРАКТЕРИСТИКИ СОСТАВЛЕНИЯ СМЕТ EMOTIONAL LIGHTING

Программное обеспечение и система контроля – ВКЛЮЧЕНЫ, если нет договоренности о противном.

Структура крепежа включена или не включена, в зависимости от типа проекта; существует возможность передачи планов этой системы, чтобы клиент мог сам ее спроектировать.

Консалтинг на месте работ – ВКЛЮЧЕН (один представитель технического персонала фирмы «LEDS-C4»)

Монтаж на месте работ – НЕ ВКЛЮЧЕН, если нет договоренности о противном

ДЛЯ СОСТАВЛЕНИЯ СМЕТЫ НЕОБХОДИМА СЛЕДУЮЩАЯ ИНФОРМАЦИЯ:

Описание идеи проекта.

Место крепления осветительных приборов (пол, стена, потолок)

Назначение проекта. Видео или свет с датчиком движения?

Каково расстояние для визуального восприятия проекта?

Для уличного применения или интерьера помещений?

Для дневного или ночного восприятия?

Размеры?

Описание местоположения

Рисунок и/или компьютерная визуализация инсталляции.

Смета (по выбору)

OGÓLNE CECHY WYCENY EMOTIONAL LIGHTING

Oprogramowanie i system sterowania – ZAWARTE chyba, że czegoś innego się wymaga.

Układ mocujący zostanie dołączony bądź nie w zależności od rodzaju projektu, istnieje możliwość przekazania jego planów tak, aby klient mógł go opracować.

Doradztwo na budowie – ZAWARTE. (Jeden technik firmy LEDS-C4)

Montaż na budowie – NIEZAWARTY chyba, że jest wymagany.

POTRZEBNE SĄ NASTĘPUJĄCE INFORMACJE DLA WYKONANIA WYCENY:

Opis pomysłu projektu.

Jakie zastosowanie/a (na podłodze, ścianie, suficie) ma ten projekt?

Jaki cel ma ten projekt? Film wideo czy LEDMOTION?

Odległość widzenia projektu?

Wewnątrz czy na zewnątrz?

W dzień i/lub w nocy?

Wymiary?

Opis położenia.

Rysunki i/lub renderowanie instalacji.

Ustalony budżet (do wyboru)



LAMPS

LÁMPARAS

LAMPES

LEUCHTMITTEL

LAMPADINE

LÂMPADAS

ЛАМПЫ

ŻARÓWK

AR LED

10W = **equivalente a as bright as 50w Halogen**

15W = **equivalente a as bright as 75w Halogen**



**AR-111
G53**



**AR-111
GU10**



AR-111

		V	W	K		CRI	I (cd)	lm		T _c	
ACT-FLL-015	GU10	220-240	10	3000K	24°	>85	4200	532	>30000	61°	
ACT-FLL-017	GU10	220-240	10	3000K	35°	>85	2000	483	>30000	61°	



AR-111

		V	W	K		CRI	I (cd)	lm		T _c	
ACT-FLL-032	GU10	220-240	15	3000K	24°	>85	6000	802	>30000	72°	
ACT-FLL-033	GU10	220-240	15	3000K	35°	>85	3000	892	>30000	72°	



AR-111

		V	W	K		CRI	I (cd)	lm		T _c
ACT-FLL-011	G53	12	10	3000K	24°	>85	4200	532	>30000	61°
ACT-FLL-013	G53	12	10	3000K	35°	>85	2000	483	>30000	61°



AR-111

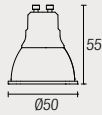
		V	W	K		CRI	I (cd)	lm		T _c
ACT-FLL-030	G53	12	15	3000K	24°	>85	6000	802	>30000	73°
ACT-FLL-031	G53	12	15	3000K	35°	>85	3000	892	>30000	73°

1 Driver = 1 G53

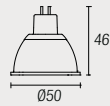


71-3281-00-00	230-240V				20,5 x 36 x 110mm
----------------------	----------	--	--	--	-------------------

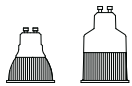
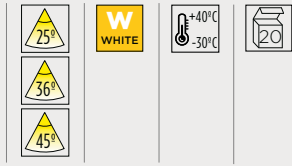
QPAR16 / MR16 LED



**QPAR16
GU10**

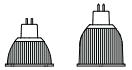


**MR16
GU5.3**



QPAR16

		W	K	V		CRI		T _c	
ACT-FLL-024	GU10	5	3.000	110-240	25°	>85	>30000	83°	-
ACT-FLL-025	GU10	5	3.000	110-240	45°	>85	>30000	83°	-
ACT-FLL-026	GU10	7	3.000	110-240	25°	>85	>30000	83°	-
ACT-FLL-027	GU10	7	3.000	110-240	36°	>85	>30000	83°	-
ACT-FLL-028	GU10	7	3.000	220-240	25°	>85	>30000	83°	
ACT-FLL-029	GU10	7	3.000	220-240	36°	>85	>30000	83°	



MR16

		W	K	V		CRI		T _c	
ACT-FLL-020V1	GU5.3	5	3.000	12	25°	>85	>30000	83°	-
ACT-FLL-021V1	GU5.3	5	3.000	12	45°	>85	>30000	83°	-
ACT-FLL-022	GU5.3	7	3.000	12	25°	>85	>30000	83°	-
ACT-FLL-023	GU5.3	7	3.000	12	36°	>85	>30000	83°	-

1 Driver = 1 GU5.3



ACT-TRA-002	230-240V				37 x 28 x 128 mm
--------------------	----------	--	--	--	------------------





TC-D

TC-DEL

TC-TEL

TC-L

Fluorescente compacta para balastro magnético / Compact fluorescent for magnetic gear / Fluocompacte pour ballast magnétique / Kompaktleuchtstofflampen für magnetisches Vorschaltgerät / Fluorescente compatta per ballast magnetico. / Fluorescente compacta para balastro magnético / Компактная люминесцентная лампа для применения с магнитным балластом / Światłówka kompaktowa dla statecznika magnetycznego

		W	K	V	lm		Ø (mm)	L (mm)			
 TC-D	ACT-FLF-003	G24d-2	18	3.000	230	1.200	8.000	34 x 34	153	10	174 x 81 x 186
	ACT-FLF-004	G24d-2	18	3.000	230	1.200	8.000	34 x 34	153	10	174 x 81 x 186
	ACT-FLF-005	G24d-3	26	3.000	-	1.800	8.000	-	149	10	192 x 81 x 186
	ACT-FLF-006	G24d-3	26	4.000	-	1.800	8.000	-	149	10	192 x 81 x 186

Fluorescente compacta para balastro electrónico / Compact fluorescent for electronic gear / Fluocompacte pour ballast électronique / Kompaktleuchtstofflampen für elektronisches Vorschaltgerät / Fluorescente compatta per ballast elettronico. / Fluorescente compacta para balastro eletrônico / Компактная люминесцентная лампа для применения с электронным балластом / Światłówka kompaktowa dla statecznika elektronicznego

		W	K	V	lm		Ø (mm)	L (mm)			
 TC-DEL	ACT-FLF-009	G24q-2	18	830	230	1.200	10.000	34 x 34	146	10	174 x 81 x 186
	ACT-FLF-010	G24q-2	18	840	230	1.200	10.000	34 x 34	146	10	174 x 81 x 186
	ACT-FLF-011	G24q-3	26	3.000	-	1.800	10.000	-	149	10	192 x 81 x 186
	ACT-FLF-012	G24q-3	26	4.000	-	1.800	10.000	-	149	10	192 x 81 x 186

		W	K	V	lm		Ø (mm)	L (mm)			
 TC-TEL	ACT-FLF-013	GX24q-3	26	830	230	1.800	10.000	49 x 45	131	10	156 x 101 x 256
	ACT-FLF-014	GX24q-3	26	840	230	1.800	10.000	49 x 45	131	10	156 x 101 x 256

Fluorescente compacta no integrada (cfl-ni) / Compact fluorescent non integrated (cfl-ni) / Fluocompacte non intégrée (cfl-ni) / Fluoreszierende Kompaktlampe nicht enthalten / Fluorescente compatta non integrata (cfl-ni) / Lâmpada fluorescente compacta não integrada (cfl-ni) / Компактная люминесцентная лампа без встроенного балласта (cfl-ni) / Światłówka kompaktowa niezintegrowana (cfl-ni)

		W	K	V	lm		Ø (mm)	L (mm)			
 TC-L	ACT-FLF-021	2G11	18	3.000	-	1.200	8.000	17,5	217	10	260 x 103 x 136
	ACT-FLF-022	2G11	24	3.000	-	1.800	8.000	17,5	317	10	365 x 107 x 140
	ACT-FLF-023	2G11	40	3.000	-	3.500	8.000	17,5	533	10	581 x 107 x 140



PL E27



GLOBE E27



E-27 LED



**equivalente a
as bright as**
60w Incandescent



GX53

Fluorescente compacta integrada (CFL-i) / Compact fluorescent integrated (CFL-i) / Fluocompacte intégrée (CFL-i) / Fluoreszierende Kompaktlampe enthalten (CFL-i) / Fluorescente compatta integrata (CFL-i) / Lâmpada fluorescente compacta integrada (CFL-i) / Компактная люминесцентная лампа со встроенным балластом (CFL-i) / Świetłówka kompaktowa zintegrowana (CFL-i)

		W	K	V	lm		Ø (mm)	L (mm)			
 PL E27	ACT-FLF-042	E27	11	2.500	220-240	660	20.000	45	117	10	145 x 102 x 242
	ACT-FLF-043	E27	14	2.500	220-240	820	20.000	45	131	10	145 x 102 x 242
	ACT-FLF-044	E27	22	2.500	220-240	1.440	20.000	58	176	10	194 x 127 x 310

		W	K	V	lm		Ø (mm)	L (mm)			
 GLOBE E27	ACT-FLF-045	E27	18	2.500	220-240	1.060	10.000	120	170	10	179 x 259 x 630

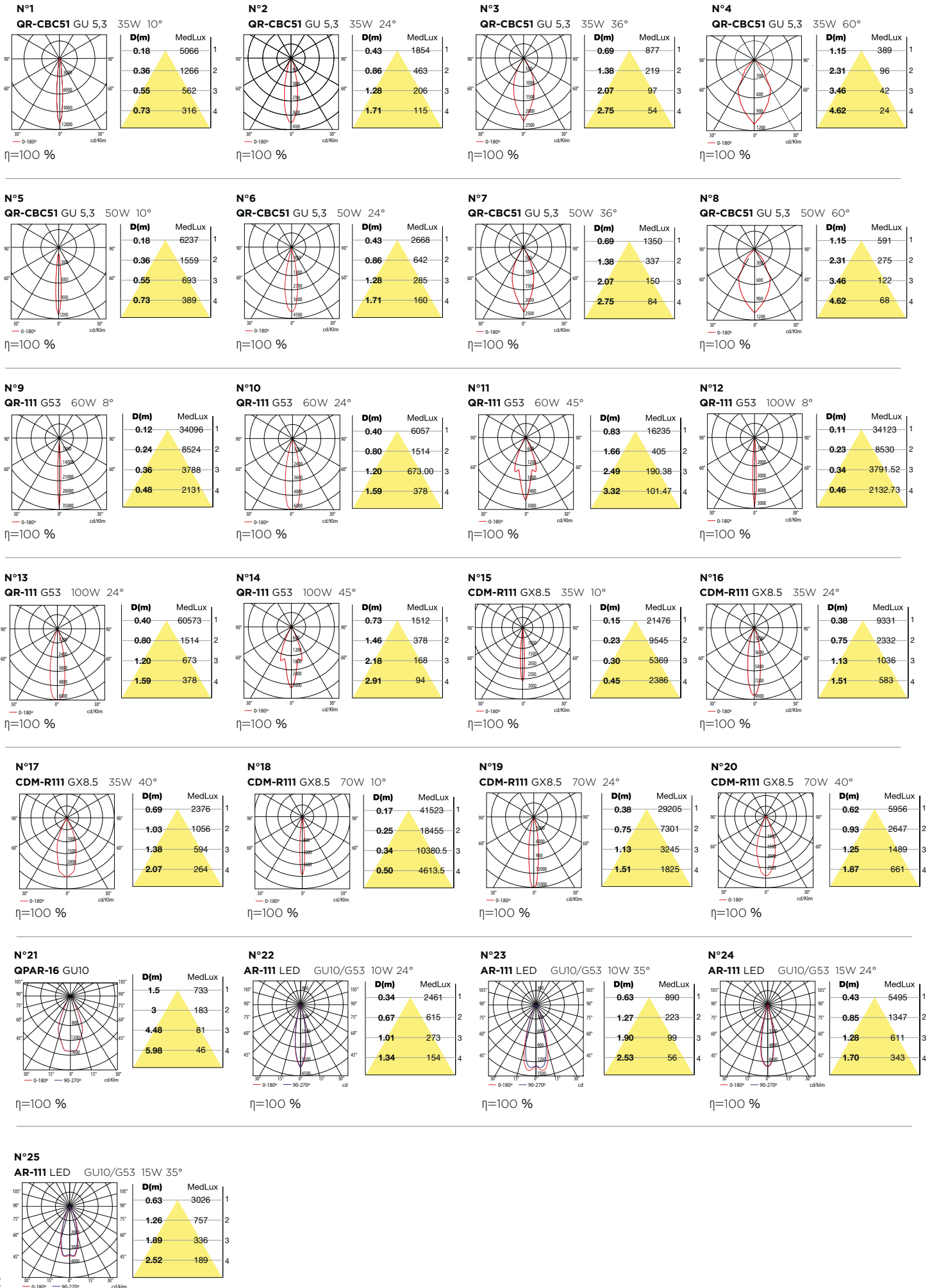
Lámparas LED / LED Lamps / Lampes LED / LED-Lampen / Lampade LED / Lâmpadas LED / СД лампы / Lampy LED

		W	K	V		lm	CRI		T _c	Ø (mm)	L (mm)			
 E-27	ACT-FLL-049	E27	7	4.000	100-240	260°	630	> 85	>30.000	70°	60	115	10	340 x 140 x 130
	ACT-FLL-050	E27	7	3.000	100-240	260°	630	> 85	>30.000	70°	60	115	10	340 x 140 x 130

		W	K	V		lm	CRI		Ø (mm)	L (mm)			
 GX53	ACT-FLL-019	GX53	4	4.000	220-240		250	> 85	15.000	75	25	10	660 x 182 x 250



DATOS FOTOMÉTRICOS / PHOTOMETRIC DATA / DONNÉES PHOTOMÉTRIQUES / FOTOMETRISCHE DATEN / DATI FOTOMETRICI / DADOS FOTOMÉTRICOS / ФОТОМЕТРИЧЕСКИЕ ДАННЫЕ / DANE FOTOMETRYCZNE





ELECTRICAL UNITS ACCESSORIES

UNIDADES ELÉCTRICAS / ACCESORIOS
PLATINES ÉLECTRIQUES / ACCESSOIRES
NETZTEILE / ZUBEHÖRE
UNITÁ ELETTRICHE / ACCESSORI
UNIDADES ELÉTRICAS / ACESSÓRIOS
ЭЛЕКТРООБОРУДОВАНИЕ / АКЦЕССУАРЫ
CZĘŚCI ELEKTRYCZNE / AKCESORIA

Tabla para la selección de driver.

Número máximo de piezas que pueden trabajar con cada equipo.

Entre paréntesis (x) valor para 100-127V. Todas las piezas se conectan en serie. Para un buen funcionamiento de la instalación, un técnico cualificado debe realizar el dimensionado de la instalación en referencia a la sección del cableado y distancias entre equipos y piezas.

Algunos drivers son multi-intensidad, por lo que debe seleccionarse la corriente adecuada según se indica en el etiquetaje de las piezas.

Driver selection table.

Maximum number of pieces that can work with each driver.

In brackets (x) value for 100-127V. All elements are connected in series. For the installation to work properly, a qualified technician must carry out the installation measurement with reference to the wiring section and the distances between equipment and pieces.

Some drivers are multicurrent, so that the right current must be chosen as shown in the labelling of the pieces.

Tableau de sélection du driver.

Nombre maximum de pièces pouvant fonctionner avec chaque appareil.

Entre parenthèses (x) valeur pour 100-127 V. Toutes les pièces sont reliées en série. Pour un bon fonctionnement de l'installation, un technicien qualifié doit en assurer le dimensionnement en fonction de la section de câblage et des distances entre appareillages et pièces.

Certains drivers étant multi-intensité, il convient de sélectionner le courant adapté comme indiqué sur l'étiquette des pièces.

Tabelle für die Auswahl des Treibers.

Maximale Anzahl an Teile, die an ein Gerät angeschlossen werden können.

In Klammern (x) Wert für 100-127 V. Alle Teile werden in Reihe geschaltet. Für den einwandfreien Betrieb der Installation muss die Installation entsprechend dem Kabelquerschnitt und den Abständen der Aggregate und Teile untereinander von einem qualifizierten Elektriker ausgelegt werden.

Einige der Driver sind Geräte für verschiedene Stromstärken und die Stromstärke muss entsprechend der Kennzeichnung der Teile eingestellt werden.

ON/OFF																
GEAR CODE	71-4704	71-3922	71-4807	71-3309	71-3308	71-3923	71-4813	71-4816	71-4894	71-4896	71-4897	71-4890	71-4891	71-4892	71-3542	
INPUT (V)	100V 240V	100V 240V	100V 240V	220V 240V	100V 240V	100V 240V	100V 240V	100V 240V	100V 240V	100V 240V	100V 240V	100V 240V	100V 240V	100V 240V	100V 240V	
IP	IP20	IP20	IP68	IP20	IP20	IP20	IP68	IP68	IP20	IP20	IP20	IP20	IP20	IP20	IP20	
PAGE	780	780	780	780	780	780	780	780	780	780	780	780	780	780	780	
CURRENT	350mA		500mA		700mA				800mA		900mA	1000mA	1200mA	1400mA	350-1050mA	
A	max12 (8)	max6	max3												max20	
B	max12 (8)	max6	max3	max9	max7 (4)	max3	max1	min2/ max3							max18 (14)	
C									max1	max1	max1	max1	max1	max1		
E					max2 (1)	max1			min3/ max4						max6 (5)	
F	max3 (2)	max1		max2	max1										max4 (3)	
G																
H	max4 (3)	max2	max1												max7	
I	max1 (0)														max1	
J				max2	max2 (1)			max1							max5 (4)	
K				max1	max1 (0)										max2	
L									max1						max1	
M									max1						max1	
N									max1	max1	max1	max1			max1 (0)	
O									max1	max1					max1	
P									max1	max1	max1				max1	
Q									max1	max1	max1	max1	max1			
S											max1	max1			max1	

Tabella per la selezione del driver.

Numero massimo di pezzi che possono funzionare con ciascun dispositivo.

Tra parentesi (x) valore per 100-127V. Tutti i pezzi si collegano in successione. Per un buon funzionamento dell'impianto, un tecnico qualificato deve progettare il dimensionamento dell'impianto in riferimento alla sezione del cablaggio e delle distanze tra dispositivi e pezzi.

Alcuni driver sono multi-intensità, pertanto si deve selezionare la corrente adeguata come indicato sull'etichetta dei pezzi.

Tabella para a seleção de driver.

Número máximo de peças que podem funcionar com cada driver.

Entre parenteses (x) valor para 100-127V. Todas as peças devem ser ligadas em série. Para um bom funcionamento da instalação um técnico qualificado deve avaliar e dimensionar correctamente a secção do cabo e as distâncias entre aparelhos e drivers.

Alguns drivers, são multi-intensidade, por isso deve ser escolhida a corrente adequada em função da informação que consta da etiqueta dos aparelhos.

Таблица для выбора драйвера.

Максимальное количество единиц, которые могут работать с каждым устройством.

В скобках (x) величина для 100-127В. Все части соединены последовательно. Для обеспечения оптимальной работы оборудования, квалифицированный специалист должен произвести замеры, установить сечение проводов и расстояние между устройствами и элементами.

Некоторые драйверы рассчитаны на разные показатели напряжения, поэтому необходимо выбирать электросеть, согласно указаниям на этикетках элементов.

Tablica dla wybrania sterownika.

Maksymalna ilość elementów jakie mogą pracować z każdym osprzętem.

W nawiasie (x) wartość dla 100-127V. Wszystkie elementy podłączane są szeregowo. Dla właściwego działania instalacji wykwalifikowany technik powinien wykonać pomiar instalacji pod względem przekroju kabli i odległości pomiędzy urządzeniami i elementami.

Niektóre sterowniki są o kilku natężeniach, dlatego należy wybrać odpowiedni prąd w zależności od tego, co wskazane jest na etykietce elementów.




DIMMABLE								
1-10V PUSH	DALI 1-10V PUSH	1-10V PUSH	DALI 1-10V PUSH	MAINS DIMMING / PHASE CUT				
71-3475	71-4706	71-4708	71-2413	71-4899	71-4900	71-4928	GEAR CODE	
100V 240V	100V 240V	100V 240V	100V 240V	220V 240V	220V 240V	220V 240V	INPUT (V)	
IP20	IP20	IP20	IP20	IP20	IP20	IP20	IP	
781	781	781	781	781	781	781	PAGE	
350- 700mA	350-1050mA	1050- 2100mA	700mA	350mA	700mA		CURRENT 	
max12	max20	max20			min5/max11		A	
max9 (5)	max18 (14)	max18 (14)			min3/max3		B	
		max1	max1 (0)			max1	C	
max3 (2)	max6 (5)	max6 (5)			max1	min3/max4	E	
max2 (1)	max4 (3)	max4 (3)				min2/max2	F	
	max1	max1				max1	G	
max4	max7	max7				min3/max4	H	
max1	max1	max1				max1	I	
max2 (1)	max5 (4)	max5 (4)			max1	min2/max3	J	
max1 (0)	max2	max2				max1	K	
	max1	max1				max1	L	
	max1	max1				max1	M	
	max1 (0)	max1 (0)	max1 (0)				N	
	max1	max1				max1	O	
	max1	max1				max1	P	
			max1 (0)				Q	
	max1	max1					S	



Tabla para la selección de fuentes de alimentación y/o controladores
Power supply and controller selection table
Tableau de sélection des sources d'alimentation et des contrôleurs
Tabelle zur Auswahl der Netzgeräte und Controller
Tabella per la selezione delle fonti di alimentazione e controller
Tabela para a selecção de fonte de alimentação e controladores
Таблица для выбора источников питания и контроллеров
Tabela doboru zasilaczy i kontrolerów



POWER SUPPLY							
CODE	71-0038-00-00	71-0039-00-00	71-0063-00-00	71-0064-00-00	71-4038-00-00	71-0065-00-00	71-0066-00-00
							
VOLTAGE	24	24	24	24	24	24	24
WATTAGE	26,4	52,8	76,8	156	150	240	312
IP	IP20	IP20	IP20	IP20	IP67	20	20
PAGE	782	782	782	782	782	782	782

PRODUCT CODE	SERIE	VERSION	V	W	L(m)	W/M	MIN CUT (mm)	MAX METERS IN SERIE	MAX METER VS POWER SUPPLY						
									5,5mts	11mts	16mts	32mts	31mts	50mts	65mts
91-0150-00-00	ON ECO	WW	24	24	5	4,8	100	20	5,5mts	11mts	16mts	32mts	31mts	50mts	65mts
91-0171-00-00	ON IP ECO	CW	24	24	5	4,8	100	20	5,5mts	11mts	16mts	32mts	31mts	50mts	65mts
91-0175-00-00	ON IP ECO	WW	24	24	5	4,8	100	20	5,5mts	11mts	16mts	32mts	31mts	50mts	65mts
91-2361-00-00	ON HP	WW	24	48	5	9,6	50	10	2,7mts	5,5mts	8mts	16mts	15mts	25mts	32mts
91-2365-00-00	ON HP	CW	24	48	5	9,6	50	10	2,7mts	5,5mts	8mts	16mts	15mts	25mts	32mts
91-2379-00-00	ON HP	RGB	24	72	5	14,4	100	5	1,8mts	3,6mts	5,3mts	10mts	10mts	16mts	21mts
91-2491-00-00	ON IP ECO	RGB	24	36	5	7,2	166	10	3,6mts	7,3mts	10mts	21mts	20mts	33mts	43mts
91-2492-00-00	ZENIT	White	24	48	5	9,6	100	10	2,7mts	5,5mts	8mts	16mts	15mts	25mts	32mts
91-3227-00-00	FACADE	WW	24	54	15	3,6	168	15	7,3mts	14mts	21mts	43mts	41mts	66mts	86mts
91-3244-00-00	FACADE	WW	24	54	15	3,6	168	15	7,3mts	14mts	21mts	43mts	41mts	66mts	86mts
91-3282-00-00	ON HP	WW	24	48	5	9,6	50	10	2,7mts	5,5mts	8mts	16mts	15mts	25mts	32mts
91-4671-00-00	ON	WW	24	24	5	4,8	100	20	5,5mts	11mts	16mts	32mts	31mts	50mts	65mts
91-4763-00-00	ON HP IP	WW	24	48	5	9,6	50	10	2,7mts	5,5mts	8mts	16mts	15mts	25mts	32mts
91-4764-00-00	ON SP	WW	24	140	5	28	50	5	0,9mts	1,8mts	2,7mts	5,5mts	5,3mts	8,5mts	11mts
91-4765-00-00	ON SP IP	WW	24	140	5	28	50	5	0,9mts	1,8mts	2,7mts	5,5mts	5,3mts	8,5mts	11mts

	CONTROLLERS								
	WHITE						RGB		
	71-0017-00-00	71-0727-00-00	71-3473-00-00	71-1553-00-00	71-3467-00-00	71-3468-00-00	71-0019-00-00	71-3493-00-00	71-1553-00-00
	Controller with remote control	1-10V Controller	DALI Controller	Amplifier	Zenit controller with remote control	Zenit Amplifier	Controller with remote control	DMX Controller	Amplifier
	12(144W)	12(156W)	12(60W)	12(48W)	12(120W)	12(120W)	12(216W)	12(72W)	12(144W)
	24(288W)	24(312W)	24(120W)	24(96W)	24(240W)	24(240W)	24(432W)	24(144W)	24(288W)
	IP20		IP20	IP20	IP20	IP20	IP20	IP20	IP20
	789	789	789	789	202	202	786	786	789
	MAX METER VS CONTROLLER								
	60mts	65mts	25mts	20mts					
	60mts	65mts	25mts	20mts					
	60mts	65mts	25mts	20mts					
	30mts	32mts	12mts	10mts					
	30mts	32mts	12mts	10mts					
							30mts	10mts	20mts
							60mts	20mts	40mts
					25mts	25mts			
	80mts	86mts	33mts	26mts					
	80mts	86mts	33mts	26mts					
	30mts	32mts	12mts	10mts					
	60mts	65mts	25mts	20mts					
	30mts	32mts	12mts	10mts					
	10mts	11mts	4,2mts	3,4mts					
	10mts	11mts	4,2mts	3,4mts					



Tabla para la selección de fuentes de alimentación y/o controladores
Power supply and controller selection table
Tableau de sélection des sources d'alimentation et des contrôleurs
Tabelle zur Auswahl der Netzgeräte und Controller
Tabella per la selezione delle fonti di alimentazione e controller
Tabela para a selecção de fonte de alimentação e controladores
Таблица для выбора источников питания и контроллеров
Tabela doboru zasilaczy i kontrolerów

		POWER SUPPLY								
CODE		71-3479-00-00	71-0038-00-00	71-0039-00-00	71-0063-00-00	71-0064-00-00	71-4038-00-00	71-0065-00-00	71-0066-00-00	
										
VOLTAGE		12	24	24	24	24	24	24	24	
WATTAGE		100	26,4	52,8	76,8	156	150	240	312	
IP		IP67	IP20	IP20	IP20	IP20	IP67	20	20	
PAGE		782	782	782	782	782	782	782	782	

PRODUCT CODE	SERIE	VERSION	V	W	L(m)	W/M	MAX PCS IN SERIE	MAX PCS VS POWER SUPPLY							
05-1544-54-H6	TRON	RGB	24	30	0,5		4			max1	max2	max5	max3	max8	max10
05-1546-54-H6	TRON	NW	24	24	0,5		4			max1	max2	max3	max6	max6	max10
05-1547-54-H6	TRON	WW	24	24	0,5		4			max1	max2	max3	max6	max6	max10
05-1548-54-H6	TRON	RGB	24	60	1		2				max1	max2	max2	max4	max5
05-1549-54-H6	TRON	NW	24	48	1		2				max1	max1	max3	max3	max5
05-1552-54-H6	TRON	WW	24	48	1		2				max1	max1	max3	max3	max5
05-2494-54-H6	RAY	NW	24	48	0,378		2				max1	max1	max3	max3	max5
05-2498-54-H6	RAY	RGB	24	60	0,378		2					max1	max2	max2	max4
05-2499-54-H6	RAY	WW	24	48	0,378		2					max1	max1	max3	max3
91-3408-54-M2	ION	WW	12	14,4	1	14,4	3	max6							
91-3411-54-M2	ION	WW	12	7,2	0,5	7,2	6	max13							

	CONTROLLERS						
	WHITE				RGB		
	71-0017-00-00	71-0727-00-00	71-3473-00-00	71-1553-00-00	71-0019-00-00	71-3493-00-00	71-1553-00-00
	Controller with remote control	1-10V Controller	DALI Controller	Amplifier	Controller with remote control	DMX Controller	Amplifier
	12(144W)	12(156W)	12(60W)	12(48W)	12(216W)	12(72W)	12(144W)
	24(288W)	24(312W)	24(120W)	24(96W)	24(432W)	24(144W)	24(288W)
	IP20	IP20	IP20	IP20	IP20	IP20	IP20
	789	789	789	789	786	786	789
	MAX PCS VS CONTROLLER						
					max14	max4	max9
	max12	max13	max5	max4			
	max12	max13	max5	max4			
					max7	max2	max4
	max6	max6	max2	max2			
	max6	max6	max2	max2			
	max6	max6	max2	max2			
					max7	max2	max4
	max6	max6	max2	max2			
	max6	max6	max4	max3			
	max12	max12	max8	max6			



ON-OFF / ВКЛ/ВЫКЛ / WŁĄCZ/WYŁĄCZ



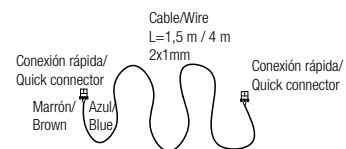
	71-4704-00-00	IP 20		28 x 38 x 125 mm
	71-3922-00-00	IP 20		19,1 x 38,6 x 79,4 mm
	71-4807-00-00	IP 68		25,5 x 43,5 x 79 mm
	71-3309-00-00	IP 20		28 x 37 x 128 mm
	71-3308-00-00	IP 20		28 x 38 x 127 mm
	71-3923-00-00	IP 20		19,1 x 38,6 x 79,4 mm
	71-4813-00-00	IP 68		25,5 x 43,5 x 79 mm
	71-4816-00-00	IP 68		25,5 x 43,5 x 79 mm
	71-4894-00-00	IP 20		27,5 x 45 x 140 mm
	71-4896-00-00	IP 20		36 x 54 x 157 mm
	71-4897-00-00	IP 20		36 x 54 x 157 mm
	71-4890-00-00	IP 20		32 x 74,5 x 128,9 mm
	71-4891-00-00	IP 20		32 x 74,5 x 128,9 mm
	71-4892-00-00	IP 20		32 x 74,5 x 128,9 mm
	71-3542-00-00	IP 20		22 x 79 x 124,5 mm

Regulable / Dimmable / Régulable / Dimmbar / Regolabile / Regulável / Регулируемый / Ściemniany



	71-4900-00-00	MAINS DIMMING / PHASE CUT	29,5 x 51 x 101,5 mm
	71-4899-00-00	MAINS DIMMING / PHASE CUT	25 x 53 x 119 mm
	71-4928-00-00	MAINS DIMMING / PHASE CUT	36 x 54 x 153 mm
	71-3475-00-00		22 x 67 x 103 mm
	71-4708-00-00		21 x 79 x 123,5 mm
	71-4706-00-00		21 x 79 x 123,5 mm
	71-2413-00-00		35 x 83 x 163 mm

CABLE PARA SINCRONIZACIÓN, SERVIDO SEPARADAMENTE
 CABLE FOR SYNCHRONISING SLAVE REGULATORS
 CÂBLE DE SYNCHRONISATION FOURNI SÉPARÉMENT
 KABEL FÜR DIE SYNCHRONISIERUNG VON SLAVE-REGLERN
 CAVO PER SINCRONIZZAZIONE, FORNITO SEPARATAMENTE
 CABO PARA SINCRONIZAÇÃO, FORNECIDO EM SEPARADO
 СИНХРОНИЗИРУЮЩИЙ КАБЕЛЬ, ПОСТАВЛЯЕТСЯ ОТДЕЛЬНО
 PRZEWÓD DLA SYNCHRONIZOWANIA, DOSTARCZANY ODDZIELNIE



71-3476-00-00	1,5m cable
71-4707-00-00	4m cable



**12
VDC****Fuentes de alimentación / Power supply / Sources d'alimentation / Netzgeräte / Fonti di alimentazione / Fontes de alimentação / Источники питания / Zasilacze**

71-3479-00-00	110-264VAC	47-63 Hz	8,3 A	100W		IP 67	-	34 x 60 x 240 mm
----------------------	------------	----------	------------------	-------------	--	------------------	---	------------------



71-9198-05-05	230V	50 Hz	1,6 A	20W		IP 68	1m	-	149 x 115 x 115 mm
----------------------	------	-------	------------------	------------	--	------------------	-----------	---	--------------------

**24
VDC****Fuentes de alimentación / Power supply / Sources d'alimentation / Netzgeräte / Fonti di alimentazione / Fontes de alimentação / Источники питания / Zasilacze**

71-0038-00-00	100-240VAC	47-63 Hz	1,1 A	26,4W		IP 20	-	28 x 51 x 92 mm
71-0039-00-00	100-240VAC	47-63 Hz	2,2 A	52,8W				36 x 97 x 99 mm
71-0063-00-00	100-240VAC	47-63 Hz	3,2 A	76,8W				38 x 98 x 129 mm
71-0064-00-00	100-120VAC; 200-240VAC	47-63 Hz	6,5 A	156W				38 x 98 x 199 mm



71-0065-00-00	100-240VAC	47-63 Hz	10 A	240W		IP 20		50 x 93 x 204 mm
71-0066-00-00	100-240VAC	47-63 Hz	15 A	312W				50 x 115 x 229 mm



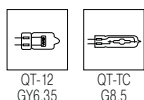
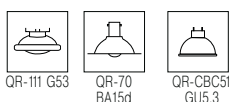
71-4038-00-00	90-295VAC	50-60 Hz	6,3 A	150W		IP 67	-	38,8 x 68 x 222 mm
----------------------	-----------	----------	------------------	-------------	--	------------------	---	--------------------

12
VAC

Transformador / Transformer / Transformateur / Transformator / Trasformatore /
Transformador / трансформатор / Transformator

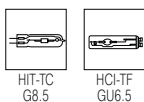
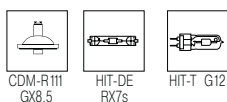


ACT-TRA-001	230V-240V	50-60 Hz	20-60W	IP 20	37 x 28 x 128 mm
ACT-TRA-002	230V-240V	50-60 Hz	20-70W		37 x 28 x 128 mm
71-2477-00-00	230V-240V	50-60 Hz	20-105W	E	35 x 21 x 107 mm
ACT-TRA-003	230V-240V	50-60 Hz	35-105W	Dimming	50 x 19,5 x 146 mm
ACT-TRA-004	230V-240V	50-60 Hz	50-150W		37 x 33 x 185 mm



71-9197-05-05	230V	50 Hz	0- 100W	IP 68	1m	M	149 x 115 x 115 mm
----------------------	------	-------	---------	----------	----	---	--------------------

Equipo para lámparas de descarga / Equipment for discharge lamps / Appareillages pour lampes à décharge / Vorschaltgeräte für Gasentladungslampen / Apparecchiature per lampade a scarica / Equipamentos para lâmpadas de descarga / Наборы для газоразрядных ламп / Osprzęt dla lamp wyładowczych.



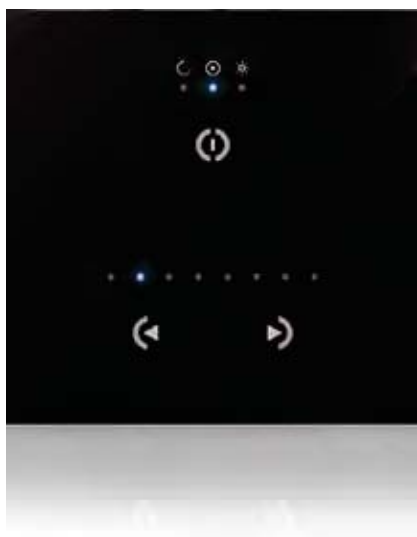
ACT-BAL-003	35W	67 x 31 x 140 mm
ACT-BAL-004	2x35W	89 x 37 x 224 mm
ACT-BAL-005	70W	83 x 32 x 170 mm
ACT-BAL-006	2x70W	89 x 37 x 224 mm



CONTROLADORES DMX / DMX CONTROLLERS / CONTRÔLEURS DMX / DMX-CONTROLLER / REGOLATORI DMX / CONTROLADORES DMX / КОНТРОЛЛЕРЫ DMX / STEROWNIK DMX

- Para configuraciones a medida, consulte con nuestro Equipo Comercial
- For bespoke combinations please contact our Sales department
- Pour des configurations sur mesure, merci de consulter notre Équipe Commerciale
- Für Konfigurationen nach Maß, sprechen Sie uns bitte an
- Per configurazioni su misura rivolgersi al ns. ufficio commerciale.

- Para configurações à medida, consulte a n/ Equipa Comercial
- Для модификаций по индивидуальным параметрам свяжитесь с нашими коммерческими сотрудниками.
- Dla wspomnianych zestawień prosimy o kontakt z naszym działem sprzedaży



- Controladores DMX512 que no requieren de sistema operativo para ejecutarse.
- Ajuste en tiempo real de la intensidad y el color de una escena.
- Programmable mediante el software de control y el cable USB incluidos.
- Fuente de alimentación incluida.
- DMX512 Stand Alone Controller.
- Live setting of the intensity and colour of a scene.
- Programmable with the included USB cable and control software.
- Power supply included.
- Contrôleurs DMX512 dont l'exécution n'exige pas de système d'exploitation.
- Réglage en temps réel de l'intensité et de la couleur d'une scène.
- Programmable à l'aide du logiciel de commande et du câble USB fournis.
- Source d'alimentation fournie.
- DMX512-Controller, die kein Betriebssystem erfordern.
- Einstellung der Lichtstärke und Farbe in Echtzeit.
- Programmierbar mittels Steuersoftware, USB-Kabel mitgeliefert.
- Netzteil mitgeliefert.

- Regolatori DMX512 che non necessitano di sistema operativo per funzionare.
- Regolazione in tempo reale dell'intensità e del colore di una scena.
- Programmabile tramite il software di controllo e il cavo USB inclusi.
- Fonte di alimentazione inclusa.
- Controladores DMX512 que não necessitam de sistema operativo para funcionar.
- Ajuste em tempo real da intensidade e da cor de uma cena.
- Programável através do software de controlo e do cabo USB incluídos.
- Fonte de alimentação incluída.
- Контроллеры DMX512, не требующие для работы оперативной системы.
- Регулировка в реальном времени интенсивности и цвета сцены.
- Программируемые с помощью входящих в комплект контрольной программы и кабеля USB.
- В комплект входит источник питания.
- Sterownik DMX512, który nie wymaga systemu operacyjnego dla jego obsługi.
- Ustawienie w czasie rzeczywistym natężenia i koloru sceny.
- Programowany za pomocą załączonego oprogramowania sterującego i przewodu USB.
- Zawarte źródło zasilania.



- Controlador DMX de instalación en pared, que no requiere de sistema operativo para ejecutarse.
- Panel táctil con 25 páginas de 8 escenas.
- Cable USB, CDROM para instalación y manual de usuario incluidos.
- Fuente de alimentación y control remoto Infrarod incluidos.
- Stand alone wall mounted DMX controller.
- Touch-sensitive panel with 25 pages of 8 scenes.
- Delivered with a USB cable and installation CDROM including user manual.
- Power supply and Infra red remote control included.
- Contrôleur DMX à installation murale, dont l'exécution n'exige pas de système d'exploitation.
- Tableau tactile avec 25 pages de 8 scènes.
- Câble USB, CD-ROM d'installation et manuel de l'utilisateur fournis.
- Source d'alimentation et télécommande Infrarouge fournies.
- DMX-Controller zum Wandeinbau, kein Betriebssystem erforderlich.
- Touchscreen mit 25 Seiten à 8 Szenen.
- USB-Kabel, CDROM zur Installation und Bedienungsanleitung mitgeliefert.
- Netzteil und Infrarot-Fernbedienung mitgeliefert.

- Regolatore DMX da installare parete, che non necessita di un sistema operativo per funzionare.
- Pannello tattile con 25 pagine di 8 scene.
- Cavo USB, CDROM per l'installazione e manuale per l'utente inclusi.
- Fonte di alimentazione e controllo remoto Infrarossi inclusi.
- Controlador DMX de instalação em parede, que não necessita de sistema operativo para funcionar.
- Painel tátil com 25 páginas de 8 cenas.
- Cabo USB, CD-ROM para instalação e manual de utilizador incluídos.
- Fonte de alimentação e controlo remoto por infravermelhos incluídos.
- Настенный контроллер DMX, не требующий оперативной системы.
- Сенсорная панель с 25 страницами из 8 сцен.
- В комплект включены USB-кабель, CD-ROM для установки и руководство пользователя.
- Источник питания и инфракрасный дистанционный пульт управления включены в комплект.
- Sterownik DMX instalacji na ścianie, który nie wymaga systemu operacyjnego dla jego obsługi.
- Panel dotykowy o 25 stronach 8 scen.
- Zawarte: przewód USB, CDROM dla zainstalowania i instrukcja użytkownika.
- Zawarte źródło zasilania i zdalne sterowanie na podczerwień.



- Interfaz Mini USB-DMX interface.
- Memoria de 64K con reloj/calendario.
- Cable USB, CDROM para instalación y manual de usuario incluidos.
- Fuente de alimentación incluida.

- Mini USB-DMX interface.
- 64K memory with clock/calendar.
- Delivered with a USB cable and installation CDROM including user manual.
- Power supply included.

- Interface Mini USB-DMX.
- Mémoire de 64 K avec horloge/calendrier.
- Câble USB, CD-ROM d'installation et manuel de l'utilisateur fournis.
- Source d'alimentation fournie.

- Schnittstelle Mini USB-DMX
- 64-K-Speicher mit Uhr/Kalender
- USB-Kabel, CDROM zur Installation und Bedienungsanleitung mitgeliefert.
- Netzteil mitgeliefert.

- Interfaccia Mini USB-DMX.
- Memoria di 64K con orologio/calendario.
- Cavo USB, CDROM per l'installazione e manuale per l'utente inclusi.
- Fonte di alimentazione inclusa.

- Interface Mini USB-DMX.
- Memória de 64 K com relógio/calendário.
- Cabo USB, CD-ROM para instalação e manual de utilizador incluídos.
- Fonte de alimentação incluída.

- Інтерфейс міні USB-DMX.
- Память 64К с часами/календарем.
- В комплект включены USB-кабель, CD-ROM для установки и руководство пользователя.
- В комплект входит источник питания.

- Interfejs Mini USB-DMX.
- Pamięć 64K z zegarem/kalendarzem.
- Zawarte: przewód USB, CDROM dla zainstalowania i instrukcja użytkownika.
- Zawarte źródło zasilania.



CENTRO CULTURAL DE LAS TELECOMUNICACIONES. SANTO DOMINGO, REP. DOMINICANA.




Controladores RGB con mando a distancia / RGB controllers with remote control / Contrôleurs RGB avec télécommande / RGB-Controller mit Fernbedienung / Regolatori RGB con telecomando / Controladores RGB com comando à distância / Контроллеры RGB с пультом дистанционного управления / Kontrolery RGB z pilotem zdalnego sterowania



- Controlador de tiras led con 15 programas RGB predefinidos, anillo de control independiente de 64 colores, cambio de velocidad en programas con secuencia de colores y cambio de intensidad luminosa en programas monocolor. Incorpora un mando a distancia por radiofrecuencia.
- LED stripe controller with 15 pre-set RGB programmes, 64-colour independent control ring, change of speed for programmes with colour sequence and change of light intensity for monochrome programmes. It incorporates a radio-frequency remote control.
- Contrôleur de bandeaux à LED offrant 15 niveaux RGB prédéfinis, un anneau de contrôle indépendant à 64 couleurs, un changement de vitesse pour les programmes à séquence de couleurs, ainsi qu'un changement d'intensité pour les programmes monocolores. Muni d'une télécommande par radiofréquence.
- Reglung von LED-Streifen mit 15 vordefinierten RGB-Programmen, unabhängiger Ring zur Regulierung von 64 Farben, Änderung der Geschwindigkeit bei Programmen mit Farbabfolgen und Änderung der Lichtintensität bei einfarbigen Programmen. Mit Fernbedienung über Funk.

- Regolatori di strisce led con 15 programmi RGB predefiniti, anello di controllo indipendente di 64 colori, cambio di velocità nei programmi con sequenza di colori e cambio di intensità luminosa nei programmi monocolori. Contiene un telecomando a radiofrequenza.
- Controlador de fitas LED com 15 programas RGB predefinidos, anel de controlo independente de 64 cores, mudança de velocidade em programas com sequência de cores e mudança de intensidade luminosa em programas monocolor. Incorpora um comando à distância por radiofrequência.
- Контроллер для светодиодных лент RGB с 15 стандартными программами, кольцом независимого контроля для 64 цветов, смена скорости для многоцветных программ и изменения яркости для одноцветных программ. Включен пульт дистанционного радиуправления.
- Kontroler taśm LED z 15 wcześniej określonymi programami RGB, obręcz niezależnego sterowania 64 kolorów, zmiana szybkości w programach z sekwencjami kolorów oraz zmiana natężenia oświetlenia w jednobarwnych programach. Zawiera pilot zdalnego sterowania z częstotliwością radiową.

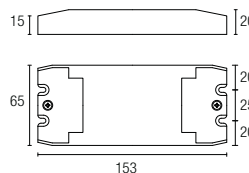


71-0019-00-00			
12 VDC	216W	24 x 84 x 65 mm	
24 VDC	432W		

Equipos de control / Device controllers / Contrôleur gradation / Controller / Dispositivi di controllo / Equipamentos de controlo / Контрольные устройства / Osprzęt sterujący



71-3493-00-00			
12 VDC	24W	X	4
24 VDC	48W		

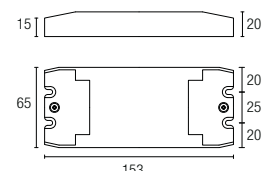


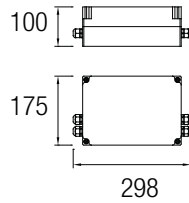
Amplificador / Amplifier / Amplificateur / Verstärker / Amplificatore / Amplificador / Усилитель / Wzmacniacz

RGB / White



71-1553-00-00							
12 VDC	4X4 A	□	IP 20	⊕	192W	48W	CHANNEL 4
24 VDC					384W	96W	

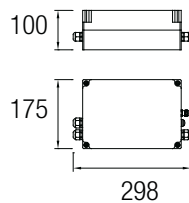




MASTER RGBEASY+

71-9816-00-00

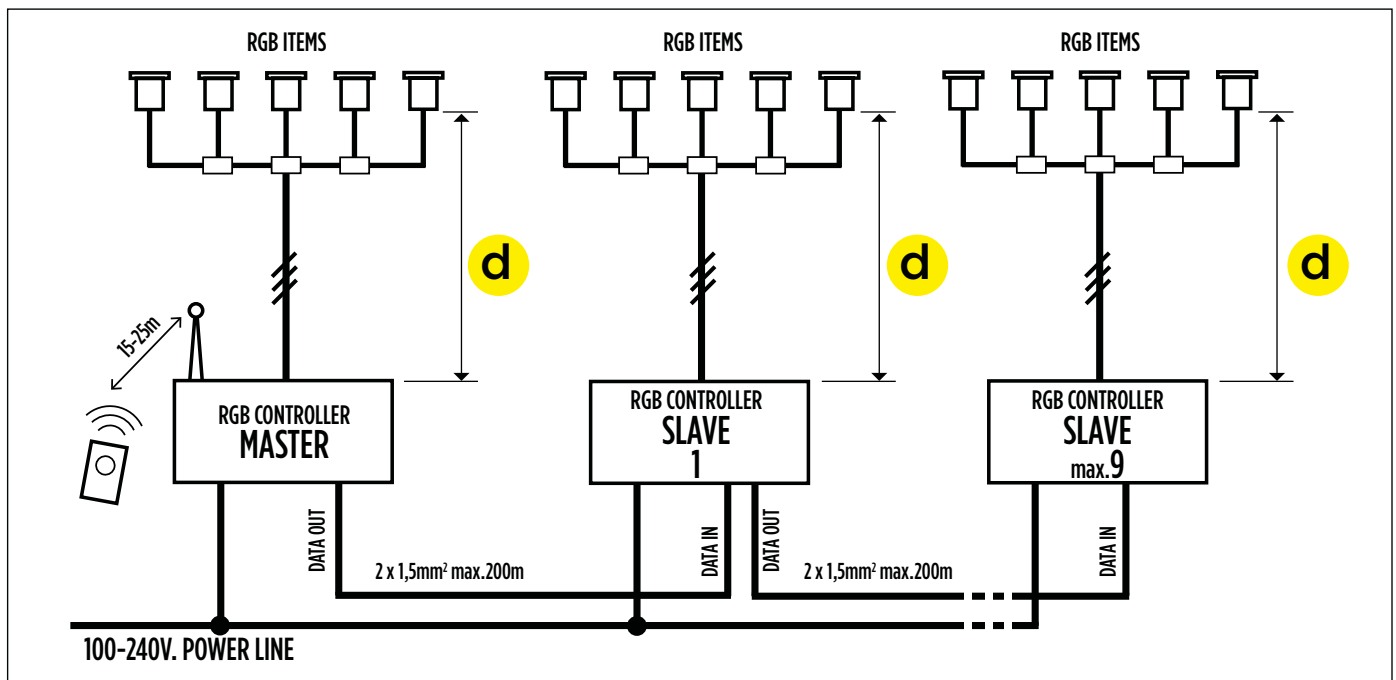
150W



SLAVE RGBEASY+

71-9817-00-00

150W



d	3 x 1,5 mm ²		3 x 2,5 mm ²	
	25m	max. 120W	max. 135W	
50m	max. 110W	max. 120W		
100m	max. 90W	max. 100W		

Potencia máxima que puede alimentar cada equipo Master y/o Esclavo teniendo en cuenta la sección de cable utilizada en la instalación y la distancia máxima (d) entre cada equipo y la última luminaria.
 Maximum power to supply every Master and/or Slave equipment according to the wiring section used in the installation and the maximum distance (d) between every equipment and the last piece.
 Puissance maximale que chaque appareil maître et/ou esclave peut alimenter compte tenu de la section de câble utilisée dans l'installation et de la distance maximale (d) entre chaque appareil et la dernière pièce.
 Maximale Leistung für Master- und/oder Slave-Aggregat unter Berücksichtigung des Kabelquerschnitts der Installation und des maximalen Abstands (d) zwischen dem jeweiligen Aggregat und dem letzten Teil.
 Potenza massima che può alimentare ogni dispositivo Master e / o Slave tenendo in conto la sezione di cavo utilizzata nell'impianto e la distanza massima (d) tra ogni dispositivo e l'ultimo pezzo.
 Potência máxima que pode alimentar cada equipamento Master e/ou Slave, tendo em conta a secção de cabo utilizada na instalação e a distância máxima (d) entre cada equipamento e a última peça.
 Максимальная мощность, которая может подаваться на каждое ведущее и/или ведомое устройство, принимая во внимание сечение провода, используемое при монтаже, и максимальное расстояние (d) между каждым устройством и последним элементом.
 Maksymalna moc jaka może zasilać każde urządzenie Master i/lub Esclavo biorąc pod uwagę przekrój kabla zastosowanego w instalacji i maksymalną odległość (d) pomiędzy każdym urządzeniem i ostatnim elementem.



¿POR QUÉ LO LLAMAMOS **RGBEASY+** ?
 WHY DO WE CALL IT **RGBEASY+**?
 POURQUOI L'APPELLATION **RGBEASY+**?
 WARUM HEISST ES **RGBEASY+**?



- Toda la instalación se hace mediante cables estándar de 3 polos.
- The entire installation is carried out using standard 3-core cables.
- Toute l'installation s'effectue à l'aide de câbles standard à 3 pôles.
- Die Installation erfolgt mittels 3-poligen Standardkabeln.
- L'intera installazione viene eseguita tramite cavi standard di 3 poli.
- Toda a instalação se faz através de cabos standard de 3 pólos.
- Вся установка осуществляется с помощью стандартного 3-х фазного кабеля.
- Całą instalację wykonuje się za pomocą standardowych przewodów 3 biegunowych.



- Podemos usar el pulsador situado en el lateral de la caja del controlador para cambiar el programa en caso de pérdida o falta de batería del mando a distancia.
- We can use the push-button located on the side of the controller box to change the programme in the event of loss or lack of battery power in the remote control.
- On peut utiliser le bouton situé sur le côté du boîtier du contrôleur pour changer de programme en cas de perte ou d'absence de batterie de la télécommande.
- Die Taste kann seitlich an dem Controllergehäuse sitzen, um auch bei Verlust der Fernbedienung oder leerer Batterie der Fernbedienung umschalten zu können.
- Possiamo utilizzare il pulsante che si trova sul lato della scatola del regolatore per cambiare il programma in caso di perdita o mancanza di batteria del telecomando.
- Podemos usar o botão situado na lateral da caixa do controlador para mudar o programa, se não soubermos onde está o comando à distância ou este tiver a bateria descarregada.
- Мы можем использовать кнопку на боковой стороне корпуса контроллера, чтобы вносить изменения в программу в случае потери или отсутствия батареи пульта ДУ.
- Możemy użyć przycisku położonego z boku skrzynki kontrolera w celu zmienienia programu w przypadku utraty lub braku baterii pilota zdalnego sterowania.

PERCHÉ LO CHIAMIAMO **RGBEASY+**?
 PORQUÊ O NOME **RGBEASY+**?
 ПОЧЕМУ МЫ НАЗЫВАЕМ ЕГО **RGBEASY+**?
 DLACZEGO TO NAZYWAMY **RGBEASY+**?




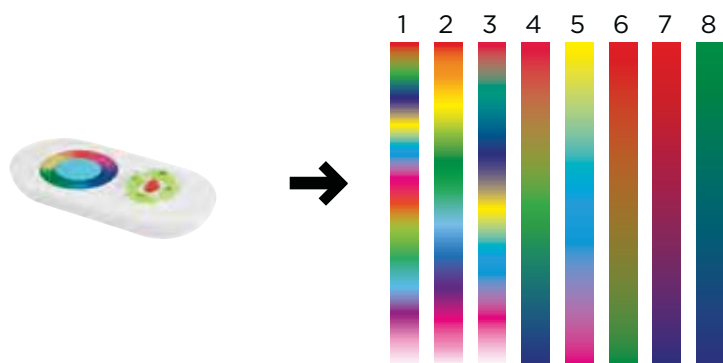

- Toda la instalación se realiza con conectores estándar.
- The entire installation is carried out using standard connectors.
- Toute l'installation s'effectue à l'aide de connecteurs standard.
- Die Installation erfolgt mit Standardsteckern.
- L'intera installazione viene eseguita con connettori standard.
- Toda a instalação se realiza com conectores standard.
- Все работы по установке выполняются со стандартными соединителями.
- Całą instalację wykonuje się za pomocą standardowych łączników.



- Se incluye un mando a distancia que permite seleccionar colores y secuencias, así como variar la intensidad y la velocidad.
- A remote control for selecting colors and sequences as well as vary the intensity and speed is included.
- Une commande à distance pour la sélection des couleurs et des séquences ainsi que faire varier l'intensité et la vitesse sont inclus.
- Eine Fernbedienung für die Auswahl Farben und Sequenzen sowie variieren die Intensität und Geschwindigkeit sind im Preis inbegriffen.
- Un telecomando per selezionare colori e sequenze nonché variare l'intensità e la velocità sono inclusi.
- Um controle remoto para a seleção de cores e sequências, bem como variar a intensidade ea velocidade estão incluídos.
- unПульт дистанционного управления для выбора цвета и последовательности, а также варьировать интенсивность и скорость включены.
- unPilot zdalnego sterowania do wyboru kolorów i sekwencje, jak również zmieniać intensywność i szybkość są włączone.

RGBEASY+

POSICIONES DEL PROGRAMA / PROGRAMME POSITIONS / POSITIONS DU PROGRAMME / PROGRAMMPOSITIONEN
 POSIZIONI DEL PROGRAMMA / POSIÇÕES DO PROGRAMA / ПОЗИЦИИ ПРОГРАММЫ / POŁOŻENIA PROGRAMU



BLANCO / WHITE

Controladores con mando a distancia / Controllers with remote control / Regolatori con telecomando / Controladores com comando à distância / Controller mit Fernbedienung / Контроллеры с пультом дистанционного управления / Kontrolery RGB z pilotem zdalnego sterowania



71-0017-00-00

12 VDC	144W	24 x 84 x 65 mm
24 VDC	288W	

•Controlador de tiras led blancas con tres niveles de regulación de intensidad luminica preprogramados (30%, 60%, 100%) y anillo de control independiente de intensidad luminica. Incorpora un mando a distancia por radiofrecuencia.

•White LED strip controller with three pre-set levels for light intensity regulation (30%, 60% and 100%) and light intensity independent control ring. It incorporates a radio-frequency remote control.

•Contrôleur de bandeaux à LED blancs offrant trois niveaux préprogrammés de réglage d'intensité lumineuse (30 %, 60 %, 100 %) et un anneau de contrôle indépendant de l'intensité lumineuse. Muni d'une télécommande par radiofréquence.

•Regler für weiße LED-Streifen mit drei voreingestellten Intensitätsstufen (30 %, 60 %, 100 %) und unabhängigem Kontrollring zur Justierung der Lichtstärke. Mit Fernbedienung über Funk.

•Controlador de fitas LED brancas com três níveis de regulação de intensidade luminosa

pré-programados (30%, 60%, 100%) e anel de controle independente da intensidade luminosa. Incorpora um comando à distância por radiofrequência.

•Regolatore di strisce led bianche con tre livelli di regolazione di intensità luminosa pre-programmati (30%, 60%, 100%) e anello di controllo indipendente dell'intensità luminosa. Contiene un telecomando a radiofrequenza.

•Контроллер для светодиодных линеек белого света с тремя запрограммированными уровнями яркости (30%, 60%, 100%) и независимое кольцо для контроля яркости освещения. Включен пульт дистанционного радиоуправления.

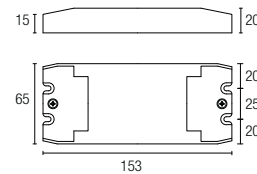
•Kontroler białych taśm LED o trzech wcześniej programowanych poziomach regulacji natężenia oświetlenia (30%, 60%, 100%) i obręcz niezależnego sterowania natężeniem oświetlenia. Zawiera pilot zdalnego sterowania częstotliwością radiową.

Equipos de control / Device controllers / Contrôleur gradation / Controller / Dispositivi di controllo / Equipamentos de controlo / Контрольные устройства / Osprzet sterujący



71-0727-00-00

12 VDC	2X 78W
24 VDC	2X 156W

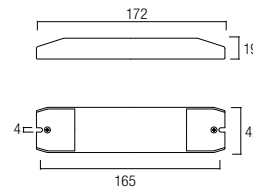


Equipos de control / Device controllers / Contrôleur gradation / Controller / Dispositivi di controllo / Equipamentos de controlo / Контрольные устройства / Osprzet sterujący



71-3473-00-00

12 VDC	60W
12 VDC	120W



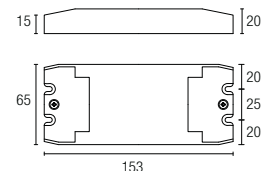
Amplificador / Amplifier / Amplificateur / Verstärker / Amplificatore / Amplificador / Усилитель / Wzmacniacz

RGB / White



71-1553-00-00

12 VDC	4X4 A	IP 20	Dimming	192W	48W	CHANNEL 4
24 VDC				384W	96W	





71-9273-05-05 ■



Caja de empotrar válida para las referencias: / Flush-mounted box for references: / Boîtier à encastrer valable pour les références: / Gehäuse zum Einbau, geeignet für Art.-Nr. / Scatola per incasso valida per i riferimenti: / Caixa de encastrar válida para as referências: / Монтажная коробка пригодна для артикулов: / Skrzynka do wbudowania stosowna dla nr referencyjnych: **05-8961 / 05-9211 / 05-9212.**



71-9744-05-05 ■



Caja de empotrar específica para techos de hormigón. Válido para / Flush-mounted box for concrete ceilings. Valid for / Boîtier à encastrer spécial plafonds en béton. Valable pour / Spezifisches Einbaugehäuse für Betondecken. Geeignet für / Scatola per incasso specifica per soffitti in calcestruzzo. Adatto per / Caixa de encastrar específica para tectos de betão. Válida para / Специальная монтажная коробка для бетонных потолков. Подходит для / Specjalna skrzynka do wbudowania dla betonowych sufitów. Stosowna dla: **15-9665 / 55-9665 / 55-9666 / 55-9667.**



71-9745-05-05 ■



Caja de empotrar específica para techos de hormigón. Válido para / Flush-mounted box for concrete ceilings. Valid for / Boîtier à encastrer spécial plafonds en béton. Valable pour / Spezifisches Einbaugehäuse für Betondecken. Geeignet für / Scatola per incasso specifica per soffitti in calcestruzzo. / Adatto per / Caixa de encastrar específica para tectos de betão. Válida para / Специальная монтажная коробка для бетонных потолков. Подходит для / Specjalna skrzynka do wbudowania dla betonowych sufitów. Stosowna dla: **15-9659 / 15-9391 / 15-9392.**



IP+

71-9405-M3-M3 □



Accesorio para aumento hasta IP65. Máx. 15W. / Accessory to increase up to IP65. Max 15W. / Accessoire pour augmentation jusqu'à IP65. 15 W maxi. / Zubehör für Erhöhung auf IP65. Max. 15 W / Accessorio per aumentare a IP65. Max 15W. / Acessório para aumento até IP65. Máx. 15 W. / Принадлежность для увеличения до IP65. Макс. 15 Вт. / Akcesorium dla powiększenia do IP65. Maks. 15W.



IP+

71-9406-M3-M3 □



Accesorio para aumento hasta IP65. Máx. 20W. / Accessory to increase up to IP65. Max 20W. / Accessoire pour augmentation jusqu'à IP65. 20W maxi. / Zubehör für Erhöhung auf IP65. Max. 20W / Accessorio per aumentare a IP65. Max 20W. / Acessório para aumento até IP65. Máx. 20W / Принадлежность для увеличения до IP65. Макс. 20 Вт. / Akcesorium dla powiększenia do IP65. Maks. 20W.



71-9262-05-05 ■



Caja de conexiones estanca. Ø8,5 máx. IP 67 / Water proof connection box. Ø8,5 max. IP 67 / Boîtier de raccordement étanche / Hermetischer Anschlusskasten / Scatola di connessione a tenuta stagna, Ø8,5 max. IP 67 / Caixa de ligações estanque. Ø8,5 máx. IP 67 / Соединитель IP 67 3-х полюсный на три входа / Złączka IP 67 3-y jezdną w kształcie T 3-y biegunowa



71-9199-05-05 ■



Caja de conexiones estanca / Water proof connection box / Boîtier de raccordement étanche / Hermetischer Anschlusskasten / Scatola di connessioni a tenuta stagna / Caixa de ligações estanque / Герметичная монтажная коробка / Wodoszczelna skrzynka połączeniowa



71-9397-05-05 ■



Conector IP 68 2 vías 3 polos completo / IP 68 connection 2 ways 3 wires complete / Connecteur IP68 2 voies 3 pôles complet / IP-Stecker 68 2-Wege 3-polig, komplett / Connettore IP 68 2 vie 3 poli completo / Conector IP 68 2 vías 3 polos completo / Соединитель IP 68 трехполюсный на два входа полный / Pełna złączka IP 68 2-u jezdną 3-y biegunowa



71-9396-05-05 ■



Conector IP68 de 3 vías con forma "T" y 3 polos. Para cables de diámetro 5mm a 13mm. / IP68 3-line 3-pole "T" connector. For cables of 5mm to 13mm diameter. / Connecteur IP68 à 3 voies en forme de T, 3 pôles. Pour câbles de 5 à 13 mm de diamètre. / 3-Wege-Stecker IP68 in T-Form, 3-polig. Für Kabeldurchmesser von 5 mm bis 13 mm. / Connettore IP68 di 3 vie a forma "T" e 3 poli. Per cavi di diametro da 5mm a 13 mm. / Conector IP68 de 3 vías com forma "T" e 3 pólos. Para cabos com diámetro de 5 mm a 13 mm. / Трехполюсный трехфазный соединитель IP68 T-образной формы. Для кабелей диаметром от 5 мм до 13 мм. / Łącznik IP68 3 drogowy w kształcie litery T i 3 biegunowy. Dla przewodów o średnicy od 5mm do 13mm.



71-8969-00-00 □




Reactancia para / Ballast for / Ballast pour / Vorschaltgerät für / Reattanza per / Reactância para / Реактивное сопротивление для / Reaktancja dla: PL G24d-1 13W 230V



71-9746-05-05 ■



Adequado para estructuras y columnas cilíndricas de hasta 60 mm de diámetro. / Suitable for cylindrical structures and columns of up to 60 mm in diameter. / Adapté aux structures et colonnes cylindriques de 60 mm de diamètre maximum. / Geeignet für zylinderförmige Strukturen und Säulen bis 60 mm Durchmesser. / Adatto per strutture e colonne cilindriche di fino a 60 mm di diametro. / Adequado para estruturas e colunas cilíndricas com até 60 mm de diâmetro. / Подходит для цилиндрических структур и колонн диаметром до 60 мм. / Odpowiedni dla struktur i słupów cylindrycznych o średnicy do 60 mm.



71-2232-14-14 □



71-2232-60-60 ■

Conector de carril / Track connector / Connecteur de rail / Schienenstecker / Collegamento binari / Conector de calha / Адаптер для шинопровода / Łącznik szyny



71-2241-00-00



Controlador con mando a distancia / Controller with remote control / Contrôleur avec télécommande / Controller mit Fernbedienung / Regolatore con telecomando / Controlador com comando à distância / Контроллер с дистанционным управлением / Kontroler z pilotem zdalnego sterowania



71-1843-81-81 ■

71-1843-CF-CF □



Barras / Bars / Barres / Stangen für / Barre / Barras / Балка / poprzeczki 304 mm.

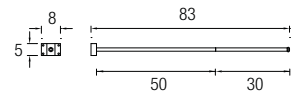


71-1844-81-81 ■

71-1844-CF-CF □



Barras / Bars / Barres / Stangen für / Barre / Barras / Балка / poprzeczki 460 mm.



71-9487-34-34 ■

71-9487-Z5-Z5 ■



Brazo prolongador con opción a 3 medidas. / Extension arm with 3 measurements. / Bras de prolongement avec option en 3 dimensions / Verlängerungsarm mit 3 möglichen Abmessungen / Braccio prolunga con possibilità di 3 misure. / Braço de prolongamento com 3 medidas opcionais. / Удлиняющий кронштейн; имеется три размера / Wydłużalne ramię z opcją 3 rozmiarów.



71-4399-14-14 □



Mando a distancia / Remote control / Télécommande / Fernbedienung / Telecomando / Comando à distância / Пульт дистанционного радиоуправления / Pilot zdalnego sterowania



71-4933-00-00 NEW



Controlador de pared (3 velocidades) / Wall Control (3 speeds) / Contrôleur mural (3 vitesses) / Wandsteuerung (3 Geschwindigkeiten) / Regolatore da parete (3 velocità) / Controlador de parede (3 velocidades) / Настенный контроллер (3 скорости) / Sterownik ścienny (3 szybkości)



71-4932-00-00 NEW



Controlador de pared (3 velocidades y encendido/apagado de la luz) / Wall Control (3 speeds and light on/off) / Contrôleur mural (3 vitesses et allumage/extinction de la lumière) / Wandsteuerung (3 Geschwindigkeiten und Ein/Aus) / Regolatore da parete (3 velocità e accensione/spegnimento della luce) / Controlador de parede (3 velocidades e ON/OFF da luz) / Настенный контроллер (3 скорости и включение/выключение света) / Sterownik ścienny (3 szybkości i zapalenie/gaszenie światła)

71-4933-00-00 / 71-4932-00-00

Compatible con todos los modelos, excepto aquellos con motor DC / Compatible with all models, except for those with CD engine. / Compatible avec tous les modèles, sauf ceux à moteur CC / Kompatibel mit allen Modelle, ausgenommen Modelle mit GS-Motor / Compatibile con tutti i modelli, a parte quelli con motore DC / Compatível com todos os modelos, exceto aqueles com motor DC / Сочетается со всеми моделями, кроме работающих с двигателем постоянного тока / Kompatybilny ze wszystkimi modelami, za wyjątkiem tych z silnikiem DC



INFORMACIÓN TÉCNICA / TECHNICAL INFORMATION / INFORMATIONS TECHNIQUES / TECHNISCHE ANGABEN / INFORMAZIONI TECNICHE / INFORMAÇÃO TÉCNICA / ТЕХНИЧЕСКАЯ ИНФОРМАЦИЯ / INFORMACJA TECHNICZNA

- Para mayor información técnica de las piezas incluidas en este catálogo (instrucciones de montaje, diagramas de instalación, etc.), por favor consulte nuestra página web corporativa
- For further technical information about the parts included in this catalogue (assembly instructions, installation diagrams, etc.), please see our corporate website.
- Pour de plus amples informations techniques concernant les pièces de ce catalogue (consignes de montage, schémas d'installation, etc.), veuillez consulter le site Web de notre entreprise.
- Ausführliche technische Daten zu den Artikeln dieses Katalogs (Montageanleitung, Installationsdiagramme usw.) finden Sie auf unserem Internetportal.
- Per ulteriori informazioni tecniche sui prodotti contenuti in questo catalogo (istruzioni di montaggio, diagrammi di installazione, ecc.) si prega di consultare il nostro sito internet.

- Para informações técnicas mais detalhadas sobre as peças incluídas neste catálogo (instruções de montagem, diagramas de instalação, etc.), consulte a nossa página Web empresarial.
- Чтобы подробнее ознакомиться с технической информацией по поводу товаров, включенных в настоящий каталог (инструкции по монтажу, схемы установки и т.п.) посетите наш корпоративный сайт.
- W celu uzyskania szerszej informacji technicznej odnośnie elementów zawartych w niniejszym katalogu (instrukcji montażu, diagramów instalacyjnych, itp.) proszę skonsultować się z naszą korporacyjną stroną internetową

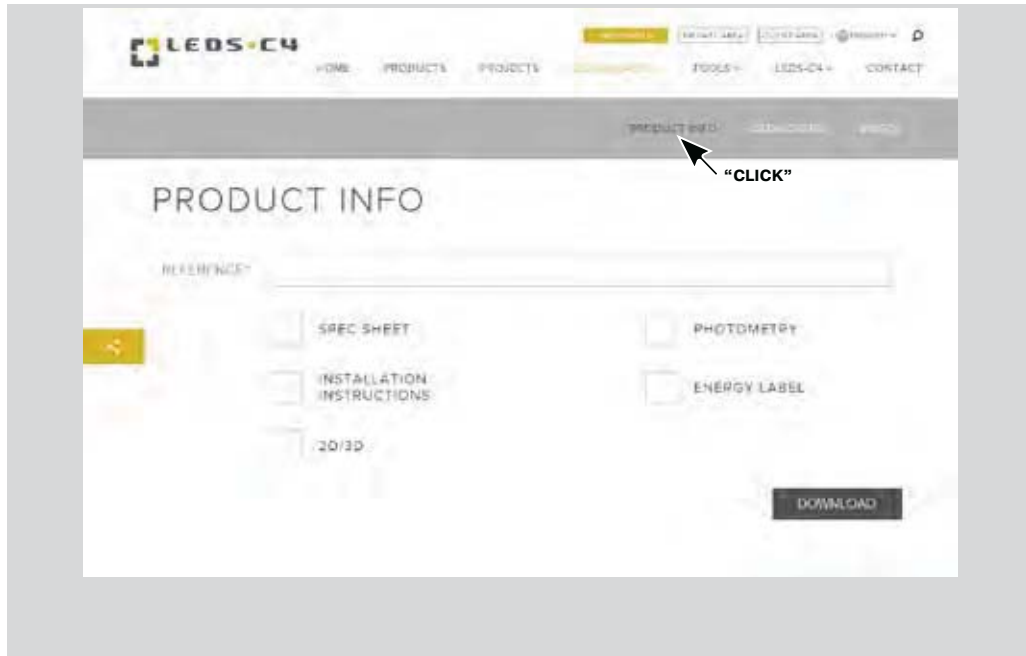
Paso
Step
Étape
Schritt
Step
Passo
Шаг
Krok

1



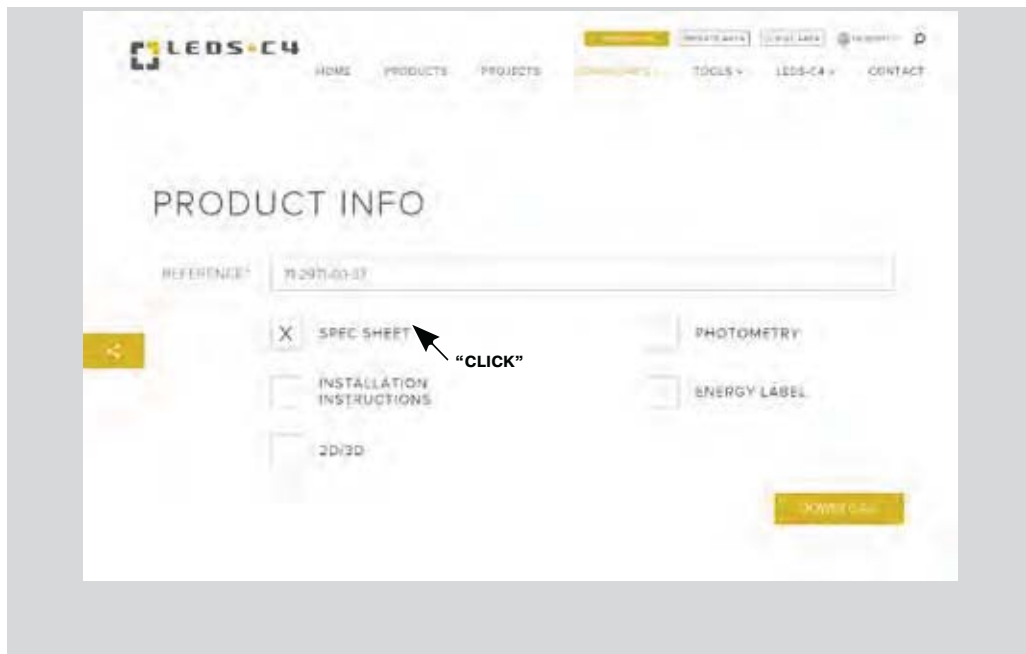
Paso
Step
Étape
Schritt
Step
Passo
Шаг
Krok

2



Paso
Step
Étape
Schritt
Step
Passo
Шаг
Krok

3





MULTIDIR EVO

71-2971-00-37

IN+



Descripción
Kit electrónico con módulo LED (estándar Zhaga) incluido. Para su instalación es necesario completar la luminaria con una de las diferentes carcassas disponibles.

CARACTERÍSTICAS TÉCNICAS

Tipo: ACCESORIO
Orientable: Orientable $\pm 40^\circ$ alrededor de los dos ejes que forman el plano horizontal.
Índice protección IP: IP23
Fuente de luz: 1 x LED Cree 40.2W
Blanco cálido - 3000K
3785.4 lm^m
CRI 80
Ángulo Óptico / Reflector: 12°
Voltaje / Frecuencia: 1050mA
Garantía (Años): 2
Posibilidad de extensión de garantía: SI, 5 Años
Unidades por caja: 100
EAN: 8435381415682

El acabado de la fotografía puede no coincidir con el de la referencia. Para identificar el real ver descripción del acabado.



Descargar formato .kdt / .ies



Haga clic en la imagen para descargar la etiqueta energética

MATERIALES / ACABADOS


Material estructura: Aluminio Material difusor: Cristal
Acabado estructura: Negro Acabado difusor: Transparente

EQUIPO
Equipo necesario no incluido. Para más información consulte web / catálogos / red comercial.

LM^m: Flujo nominal de la luminaria en condiciones reales de trabajo. Su flujo real dependerá de las condiciones ambientales y de la eficacia de la óptica y/o difusor.
LEDS-C4 se reserva el derecho de realizar las modificaciones técnicas oportunas con el fin de mejorar las prestaciones del producto.
Recomendamos consultar con el equipo comercial para aclarar cualquier duda.

(+34) 973 468 100
leds-c4@leds-c4.com
www.leds-c4.com

71-2952-14-00




Cuerpo para dos kits electrónicos MULTIDIR EVO L (Ver kits disponibles en apartado Accesorios). Versión para instalación con marco no visible. Aros de rotación e interior en acabado blanco. Tapa posterior ajustable en altura que permite el uso de diferentes fuentes de luz.

Material estructura: Acero
Aluminio
Acabado estructura: Blanco
Blanco

IP23

71-2952-60-00




Cuerpo para dos kits electrónicos MULTIDIR EVO L (Ver kits disponibles en apartado Accesorios). Versión para instalación con marco no visible. Aros de rotación e interior en acabado negro. Tapa posterior ajustable en altura que permite el uso de diferentes fuentes de luz.

Material estructura: Acero
Aluminio
Acabado estructura: Negro
Negro

IP23

71-2953-14-00




Cuerpo para tres kits electrónicos MULTIDIR EVO L (Ver kits disponibles en apartado Accesorios). Versión para instalación con marco no visible. Aros de rotación e interior en acabado blanco. Tapa posterior ajustable en altura que permite el uso de diferentes fuentes de luz.

Material estructura: Acero
Aluminio
Acabado estructura: Blanco
Blanco

IP23

71-2953-60-00




Cuerpo para tres kits electrónicos MULTIDIR EVO L (Ver kits disponibles en apartado Accesorios). Versión para instalación con marco no visible. Aros de rotación e interior en acabado negro. Tapa posterior ajustable en altura que permite el uso de diferentes fuentes de luz.

Material estructura: Acero
Aluminio
Acabado estructura: Negro
Negro

IP23

LEDS-C4 se reserva el derecho de realizar las modificaciones técnicas oportunas con el fin de mejorar las prestaciones del producto.
Recomendamos consultar con el equipo comercial para aclarar cualquier duda.

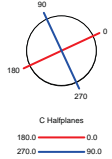
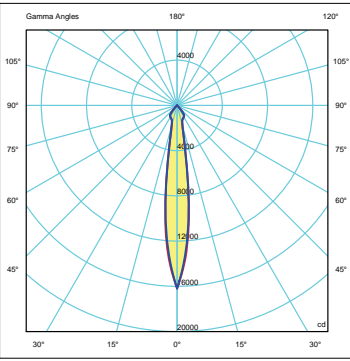
(+34) 973 468 100
leds-c4@leds-c4.com
www.leds-c4.com



Luminaria	Measurem.	Lamp
Code 71-2971	Code 80-3294-14-37	Code L2971 40.2W 80 3000K
Name MULTIDIR EVO LED 40.2W 830 12°	Name Downlight led 21.8W 12° 4000K	Number 1
Line -LEDS C4 LEDES	Date 29-04-2014	Position Universal
Efficiency 100.00%	Coordinate system CG	Total Flux 2934.64 lm
Maximum value 16180.43 cd	C=0.00 G=0.00	Double Symmetrical
Round Recessed Luminaire	Diam. 175 mm	Height 2 mm
Round Luminaire Area	Diam. 110 mm	Height 0 mm
Horizontal Luminous Area	0.009503 m ²	Emitting area on Plane 180° 0.000000 m ²
Emitting area on Plane 0°	0.000000 m ²	Emitting area on Plane 270° 0.000000 m ²
Emitting area on Plane 90°	0.000000 m ²	Clear Area at 75° 0.002239 m ²
Symmetry Type Double Symmetrical	Measurement Distance 6.44	Maximum Gamma Angle 90
		Measurement Flux 1842.43 lm
Operator Assalum T2	Source voltage 20.00 V	36.00 V
Temperature 55.00 %	Source current Photocell	0.60 A
Humidity		Pfc
Notes		


Line	Code	Name	Flux [lm]	Pow. [W]	Q.ty
-LEDS C4 LEDES	L2971 40.2W 80 3000K	Lámpara led 40.2W 3000K	2934.64	40.00	1
C.C.E.	95	100	100	100	100
F.U.T.E.	1.00	A			
		D DN 0340	Ado		
		B NBN	BZ 1		

Diam=175mm Incasto

ILOR 0.00 %
OLOR 100.00 %
RN 0.00 %

LITESTAR (c)OxyTech Srl www.oxytech.it Page 1



MULTIDIR EVO

1

MULTIDIR STRUCTURES

TRIM TRIMLESS OFF

KIT GU10 KIT GX8,5 KIT LED / LED AC KIT G53 KIT G8.5 KIT GU5,3

2

LED / LED AC

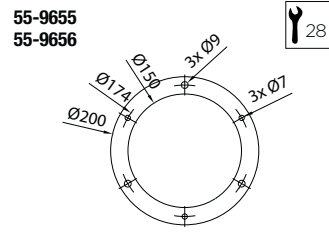
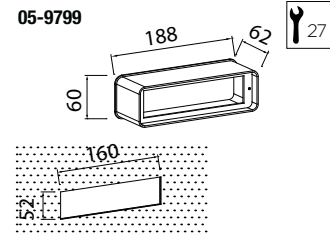
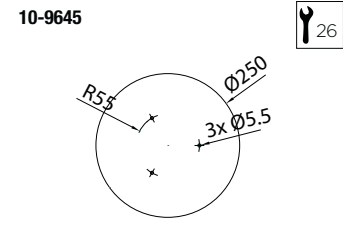
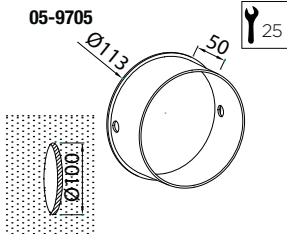
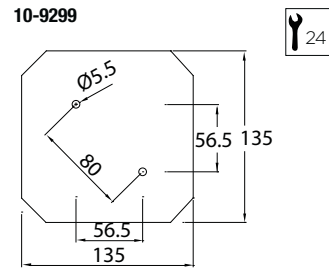
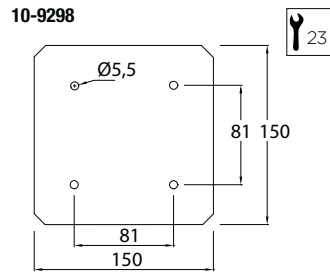
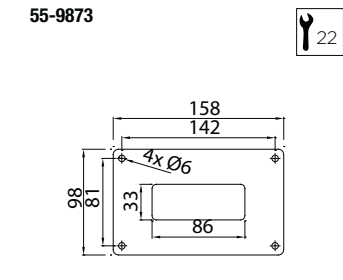
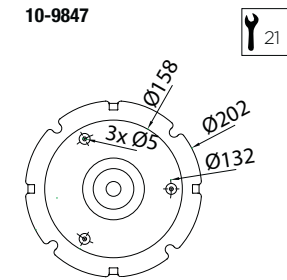
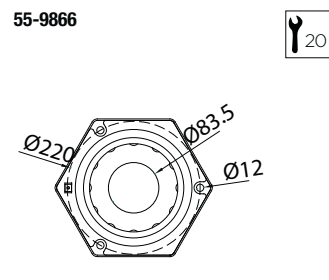
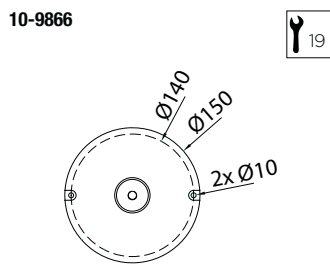
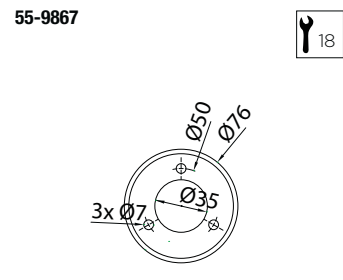
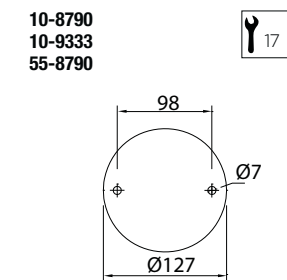
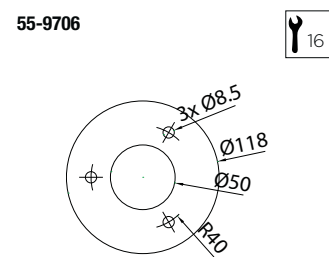
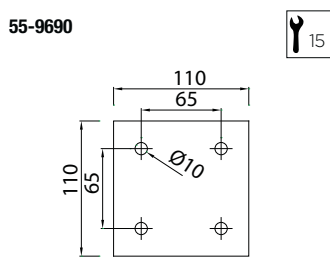
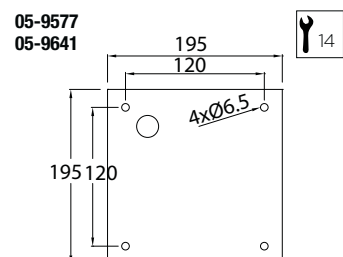
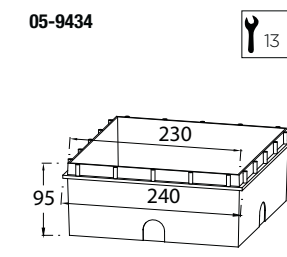
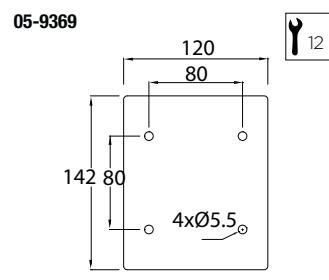
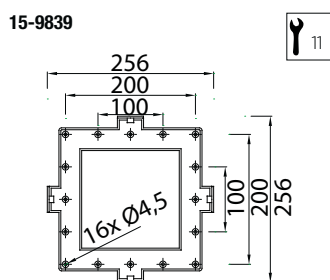
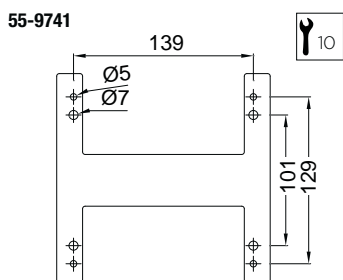
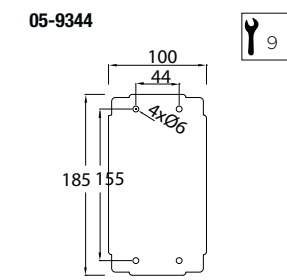
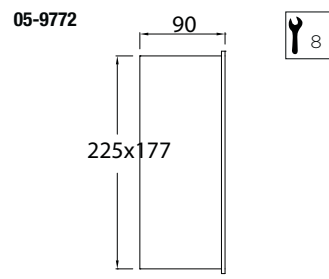
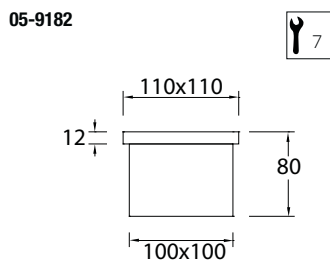
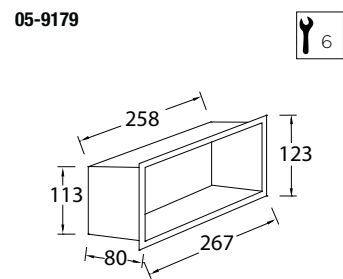
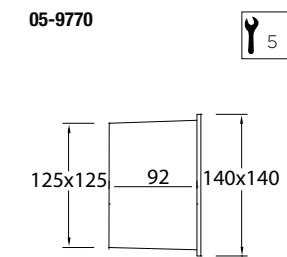
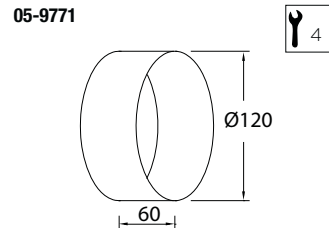
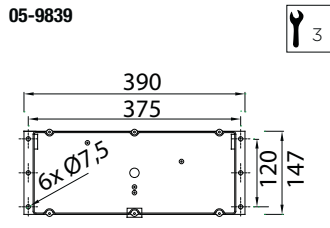
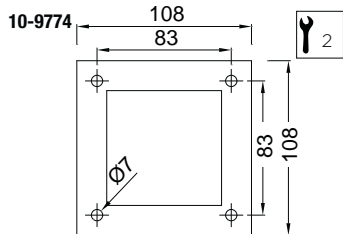
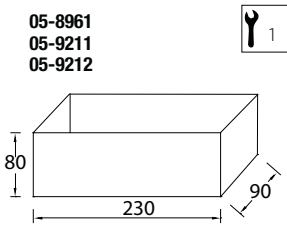
G8.5


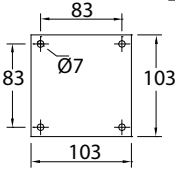

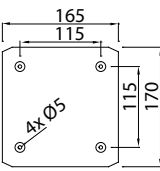

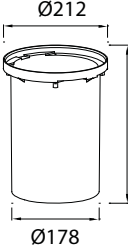

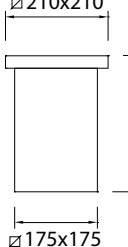

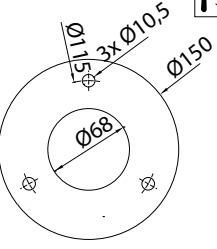

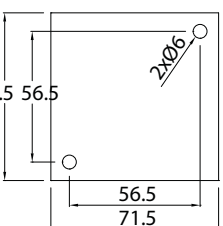

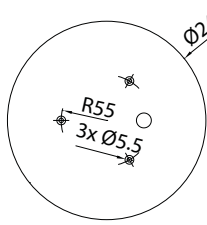

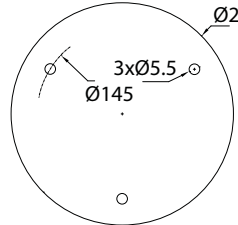

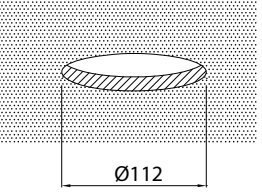

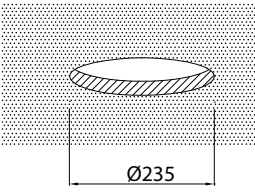

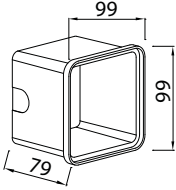

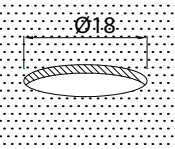

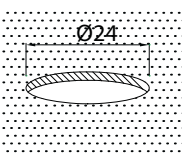

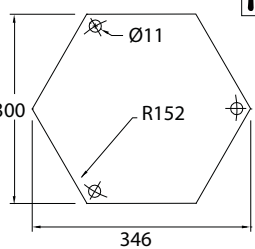

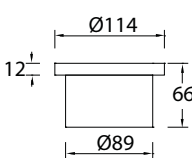

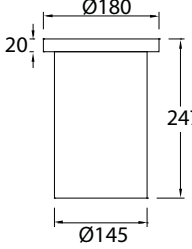

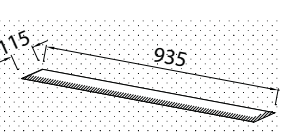

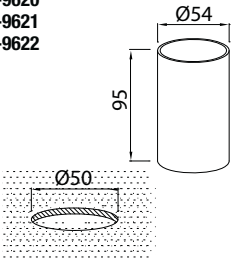

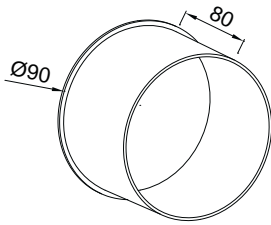

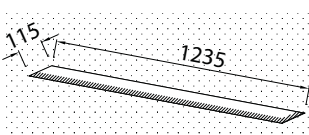

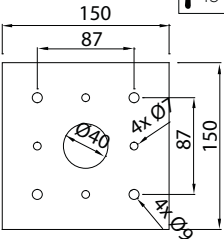

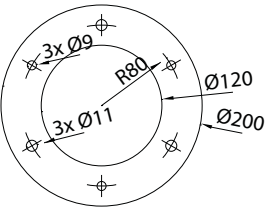

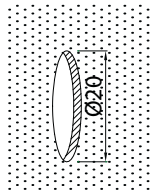

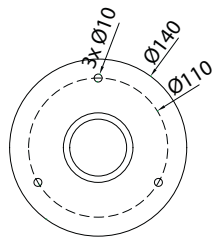

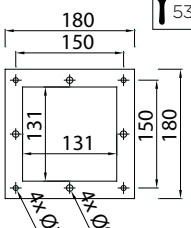

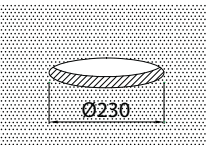

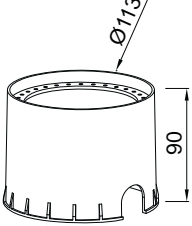

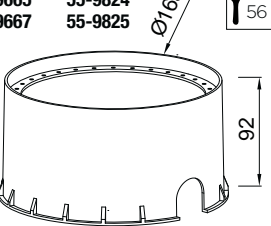
OPTIONAL

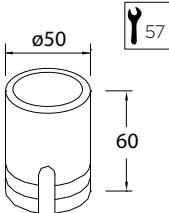
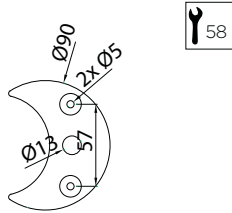
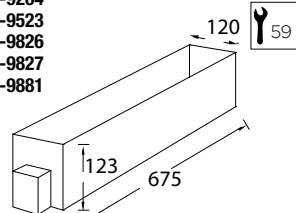
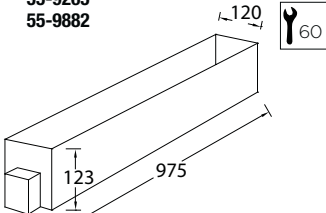
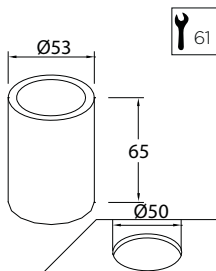
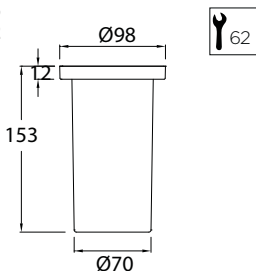
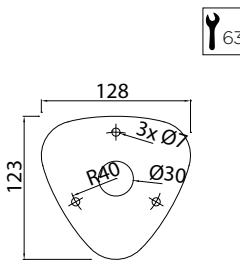
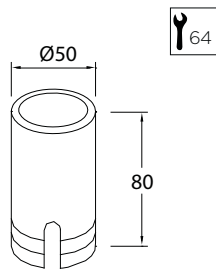
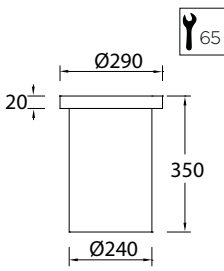
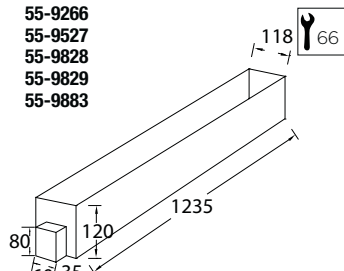
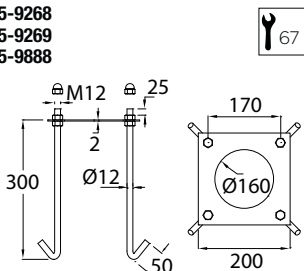
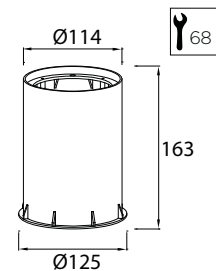
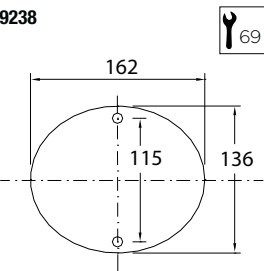
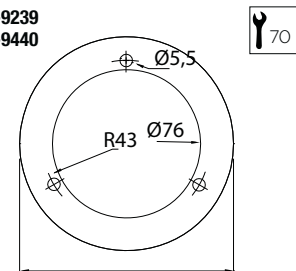
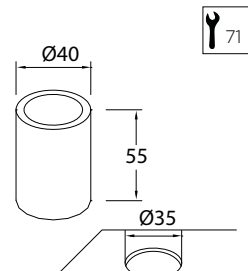
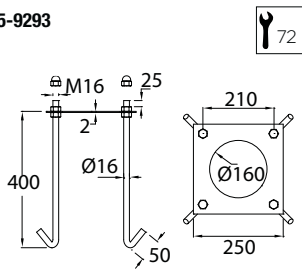
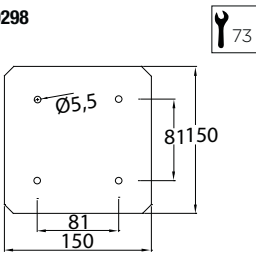
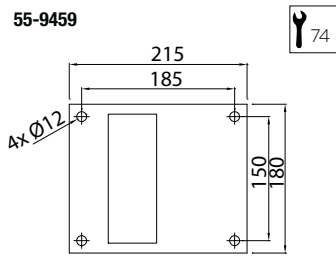
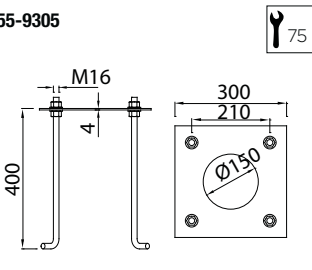
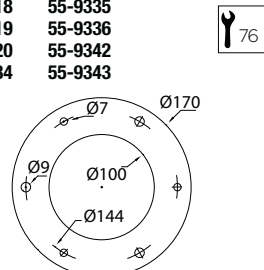
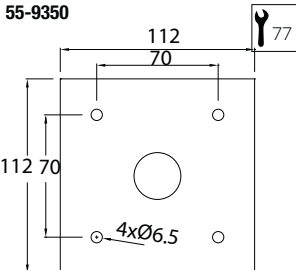
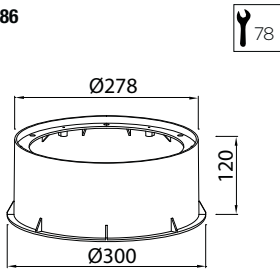
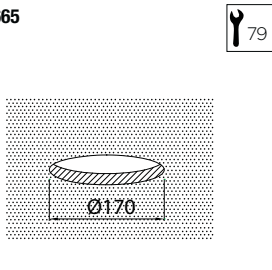
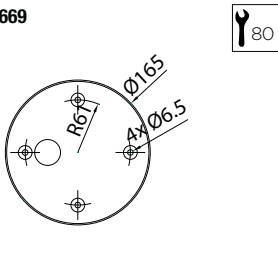
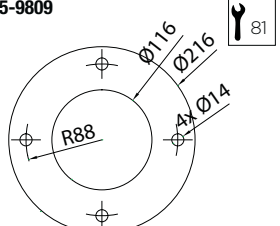
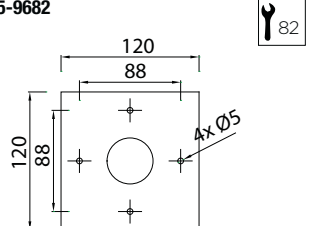
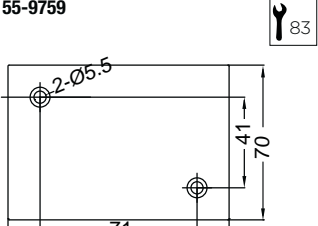
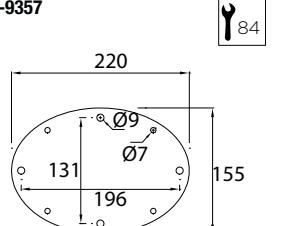
GU10 GX8,5 G53 GU5,3

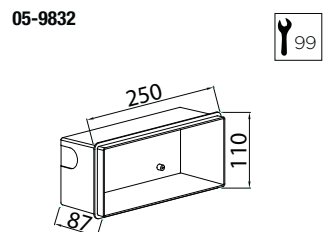
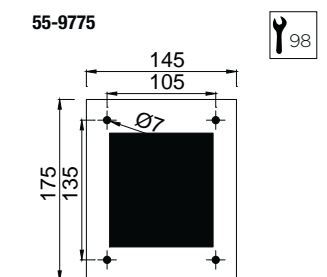
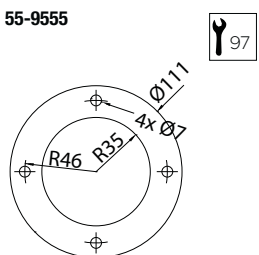
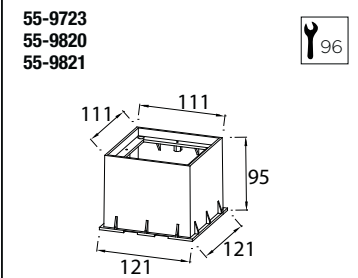
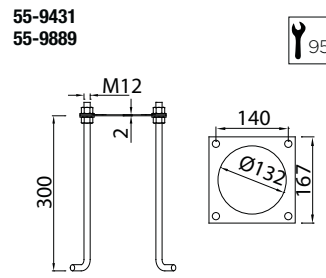
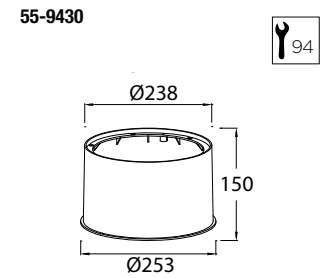
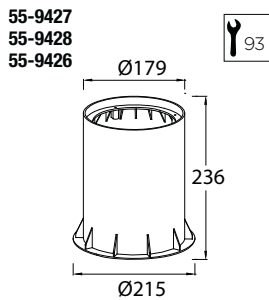
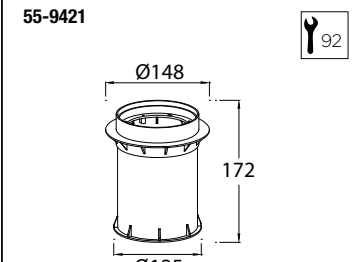
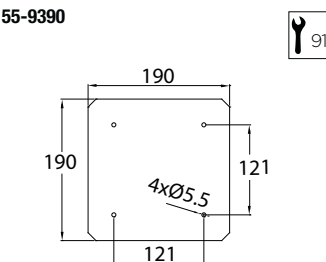
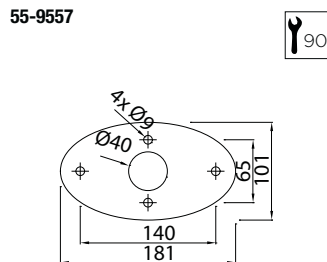
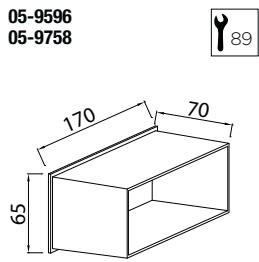
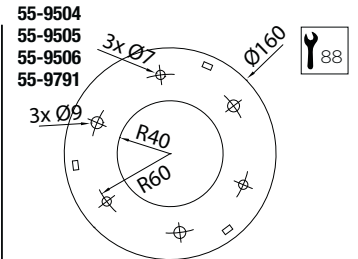
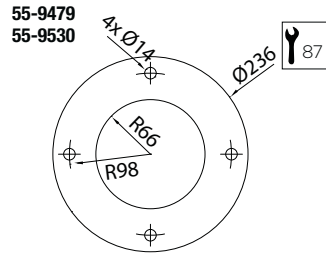
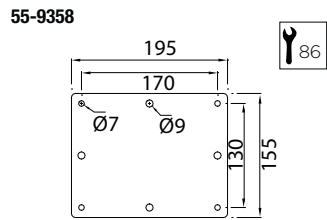
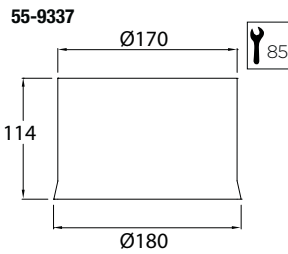
02-12-2013

TECHNICAL INFORMATION



<p>55-9190 </p> 	<p>05-9574 </p> 	<p>55-9187 55-9323 55-9433 </p> 	<p>55-9232 </p> 
<p>55-9872 </p> 	<p>10-9390 </p> 	<p>10-9475 </p> 	<p>15-9365 </p> 
<p>15-9708 </p> 	<p>15-9391 15-9392 </p> 	<p>05-9833 </p> 	<p>55-9794 </p> 
<p>55-9795 </p> 	<p>55-9151 </p> 	<p>55-9184 </p> 	<p>55-9186 </p> 
<p>15-9562 15-9886 </p> 	<p>55-9620 55-9621 55-9622 </p> 	<p>05-9757 </p> 	<p>15-9563 15-9887 </p> 
<p>55-9488 55-9549 </p> 	<p>55-9550 55-9551 55-9552 </p> 	<p>55-9864 </p> 	<p>55-9848 </p> 
<p>55-9657 </p> 	<p>15-9659 </p> 	<p>55-9663 55-9822 55-9823 </p> 	<p>55-9665 55-9667 55-9824 55-9825 </p> 

<p>55-9257</p> 	<p>55-9834</p> 	<p>55-9264 55-9523 55-9826 55-9827 55-9881</p> 	<p>55-9265 55-9882</p> 
<p>55-9769</p> 	<p>55-9245 55-9792</p> 	<p>55-9721 55-9605 55-9606</p> 	<p>55-9255</p> 
<p>55-9625</p> 	<p>55-9266 55-9527 55-9828 55-9829 55-9883</p> 	<p>55-9268 55-9269 55-9888</p> 	<p>55-9737 55-9280 55-9281 55-9282 55-9380 55-9423 55-9424 55-9567 55-9635 55-9422 55-9876 55-9877 55-9878</p> 
<p>55-9238</p> 	<p>55-9239 55-9440</p> 	<p>55-9768</p> 	<p>55-9293</p> 
<p>55-9298</p> 	<p>55-9459</p> 	<p>55-9305</p> 	<p>55-9318 55-9319 55-9320 55-9334</p> <p>55-9335 55-9336 55-9342 55-9343</p> 
<p>55-9350</p> 	<p>55-9486</p> 	<p>15-9665</p> 	<p>55-9669</p> 
<p>55-9809</p> 	<p>55-9682</p> 	<p>55-9759</p> 	<p>55-9357</p> 



EMPOTRABLES DE TIERRA – DRENAJE

Es imprescindible seguir las instrucciones de montaje y la guía de instalación de los empotrables para lograr el mejor funcionamiento posible de la luminaria.

1. Evitar colocar las luminarias en zonas de depresión del terreno.
2. Evitar colocar las luminarias en zonas donde se pueda acumular agua y en ubicaciones permanentemente húmedas, como jardines o césped.
3. Evitar el uso de productos químicos utilizados para el abono de jardines ya que pueden deteriorar algunos componentes.
4. Nivelar la luminaria con el pavimento.
5. Prever un recubrimiento de dilatación en el caso de empotrables colocados en superficies como el cemento o el hormigón para evitar la posible dilatación o compresión.
6. Colocar un drenaje eficaz para evitar el estancamiento de agua, como mínimo de 25 centímetros de grava por debajo de la carcasa de instalación. Un drenaje correcto debe absorber hasta 10 litros de agua en 15 minutos.
7. Hacer funcionar la luminaria durante 20 minutos sin el cristal para evitar condensaciones de agua dentro.

BUILT-IN FLOOR LUMINAIRES - DRAINAGE

It is essential to follow the assembling instructions and the installation guide of the built-in luminaires in order to achieve the best performance.

1. Avoid installing the luminaires in terrain depressions.
2. Avoid installing the luminaires in areas where water can accumulate and in places that are permanently damp, such as gardens or lawns.
3. Avoid the use of chemical products used to fertilise gardens because they could damage some of the components.
4. Level the luminaire with the surface.
5. Anticipate a dilation coating for built-in luminaires installed on surfaces like cement or concrete, to avoid possible dilation or compression.
6. Install an effective drainage system to avoid the accumulation of water, at least 25 cm of gravel under the installation casing. A correct drainage must absorb up to 10 litres of water in 15 minutes.
7. Put the light on for 20 minutes without the glass to avoid condensation inside.

ENCASTRABLES AU SOL – DRAINAGE

Il est indispensable de suivre les instructions et le guide d'installation des encastrables afin de garantir un éclairage optimum.

1. Éviter l'installation de luminaires dans des zones de dépression de terrain.
2. Éviter l'installation de luminaires dans des espaces où s'accumule de l'eau ou des zones humides telles que jardins ou pelouses.
3. Éviter l'utilisation de produits chimiques utilisés pour le compostage des jardins car ils peuvent détériorer certains composants.
4. Nivelier le terrain en vue de l'installation des luminaires.
5. Prévoir un recouvrement pour la dilatation dans le cas de luminaires encastrables installés en surface tel que le ciment ou le béton, afin d'éviter une possible dilatation ou compression.
6. Poser un drain efficace afin d'éviter toute stagnation de l'eau, avec un minimum de 25 centimètres de gravier en dessous de l'installation. Un drain efficace doit permettre d'absorber jusqu'à 10 litres d'eau en 15 minutes.
7. Faire fonctionner le luminaire pendant 20 minutes, sans le verre, afin d'éviter toute condensation d'eau à l'intérieur.

BODENEINBAULEUCHTEN – DRAINAGE

Die Montageanweisungen und Anleitungen des Handbuchs für die Installation der Bodeneinbauleuchten sind unbedingt zu befolgen, um den bestmöglichen Betrieb der Beleuchtungskörper gewährleisten zu können.

1. Vermeiden Sie die Montage der Beleuchtungskörper in abschüssigem Gelände.
2. Vermeiden Sie die Montage der Beleuchtungskörper in Bereichen der Wasseransammlung und in Feuchtzonen, wie Gärten und Rasenflächen.
3. Vermeiden Sie die Verwendung von chemischen Gartendüngemitteln, da diese einen schädlichen Einfluss auf einige der Komponenten ausüben können.
4. Bringen Sie den Beleuchtungskörper und den Bodenbelag auf eine Höhe.
5. Sorgen Sie beim Einbau der Beleuchtungskörper in Zement- oder Betonflächen für eine geeignete Ummantelung, um eine eventuelle Ausdehnung oder ein Zusammenpressen zu verhindern.
6. Bauen Sie ein wirksames Drainagesystem ein, um das Anstauen von Wasser zu vermeiden, wobei ein Kiesbett von mindestens 25 cm unter dem Einbaugehäuse vorhanden sein muss. Bei einer korrekten Drainage müssen bis zu 10 Liter Wasser in 15 Minuten absorbiert werden.
7. Nehmen Sie den Beleuchtungskörper 20 Minuten lang ohne Deckglas in Betrieb, um eine Kondensierung des Wassers im Inneren der Leuchte zu vermeiden.

ELEMENTI DA INCASSARE AL SUOLO - DRENAGGIO

È indispensabile seguire le istruzioni di montaggio e la guida di installazione degli elementi ad incasso per garantire il migliore funzionamento possibile.

1. Evitare di collocare i faretto in zone depresse del terreno.
2. Evitare di collocare i faretto in zone in cui possa accumularsi acqua e in ubicazioni permanentemente umide, come giardini o prati.
3. Evitare l'uso dei prodotti chimici usati per la concimazione di giardini, dal momento che potrebbero deteriorare alcuni componenti del faretto.
4. Collocare il faretto a livello del suolo.
5. Prevedere una giunta di dilatazione nel caso di elementi ad incasso collocati in superfici come cemento e calcestruzzo, per evitare la possibile dilatazione o compressione.
6. Disporre un drenaggio efficace per evitare il ristagno dell'acqua, come minimo di 25 centimetri di ghiaia al di sotto della carcassa di installazione. Un drenaggio corretto deve assorbire fino a 10 litri di acqua in 15 minuti.
7. Far funzionare il faretto per 20 minuti senza il vetro per evitare che al suo interno di formi condensazione.

ENCASTRÁVEIS DE TERRA – DRENAGEM

É imprescindível que siga as instruções de montagem e o guia de instalação dos encastráveis para obter o melhor funcionamento possível do aparelho de iluminação.

1. Evite colocar os aparelhos de iluminação em zonas de depressão do terreno.
2. Evite Coloque os aparelhos de iluminação em zonas onde se possa acumular água e em localizações permanentemente húmidas, como jardins ou relva.
3. Evite o uso de produtos químicos utilizados para o adubamento de jardins, dado que eles podem deteriorar alguns componentes.
4. Nivele o aparelho de iluminação pelo pavimento.
5. Preveja um revestimento de dilatação no caso de encastráveis colocados em superfícies como o cimento ou o betão para evitar a eventual dilatação ou compressão.
6. Coloque uma drenagem eficaz para evitar a estagnação da água, no mínimo de 25 centímetros de gralilha abaixo da carcaça de instalação. Uma drenagem correcta deve absorver até 10 litros de água em 15 minutos.
7. Faça funcionar o aparelho de iluminação durante 20 minutos sem o vidro para evitar condensações de água dentro dele.

ВСТРОЕННЫЕ НАПОЛЬНЫЕ ОСВЕТИТЕЛЬНЫЕ ПРИБОРЫ – ДРЕНАЖ

Для обеспечения оптимальной работы осветительного прибора необходимо в точности следовать инструкциям и пособию по установке для встроенных приборов.

1. Не устанавливать осветительные приборы во впадинах.
2. Не устанавливать осветительные приборы на участках, предрасположенных к скоплению воды и в местах с повышенным содержанием влаги, таких, как, например, сады или газоны.
3. Попадание химических удобрений, используемых для садовых растений, может повредить поверхность лампы.
4. Устанавливать осветительные приборы на уровне поверхности.
5. Предусмотреть нанесение покрытия в случае установки осветительных приборов на таких поверхностях как цемент или бетон, для предотвращения возможного расширения или сжатия.
6. Установить эффективный дренаж для задержки воды, как минимум в 25 см гравия расположенного под структурой осветительного прибора. Адекватная дренажная система должна абсорбировать до 10 литров воды в течении 15 минут
7. Включить осветительный прибор за 20 минут до установки стекла для предотвращения водной конденсации.

WBUDOWYWANE OPRAWY PODŁOGOWE – DRENAŻ

Aby osiągnąć najlepszą wydajność należy bezwzględnie stosować się do instrukcji montażu lamp wbudowywanych.

1. Unikać montowania opraw w zagłębieniach terenu.
2. Unikać stosowania opraw w miejscach gdzie często zbiera się woda lub miejscach wilgotnych takich jak ogrody i trawniki.
3. Unikać kontaktu opraw z nawozami, ponieważ mogą one zniszczyć części opraw.
4. Wypoziomować oprawę.
5. Zastosować przerwy dylatacyjne przy montażu opraw w betonie, aby zapobiec ściskaniu i rozszerzaniu.
6. Zastosować system drenażowy pod oprawą – co najmniej 25cm żwiru pod dnem oprawy. Właściwy drenaż powinien przepuszczać 10 litrów wody w 15 min.
7. Uruchom lampę na 20 minut bez przykrycia celem odparowania wilgoci.

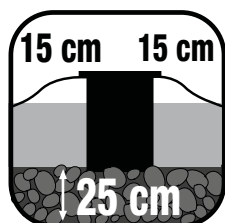


Tabla de resistencia a la corrosión Acero inoxidable / Corrosion resistance table of Stainless steel / Tableau de résistance à la corrosion de l'acier inoxydable / Korrosionsfeste Platte aus rostfreiem Stahl / Tabola di resistenza alla corrosione dell'acciaio / Tabela de resistência à corrosão do aço inoxidável / Таблица о ржавоустойчивости нержавеющей стали / TABELA OCHRONY ANTYKOROZYJNEJ STALI NIERDZEWNEJ

	AISI 202	AISI 304	AISI 316		AISI 202	AISI 304	AISI 316
Agua doméstica / Domestic water / Eau ménagère / Haushaltswasser / Acqua domestica / Água doméstica / Хозяйственно-бытовая вода / Woda domowa	OK	OK	OK	Vapor de agua / Water vapor / Vapeur d'eau / Wasserdampf / Vapore di acqua / Vapor de água / Пар / Para wodna	OK	OK	OK
Agua doméstica conteniendo cloro / Domestic water containing chloride / Eau ménagère contenant du chlore / Chlorenhaltendes Haushaltswasser / Acqua domestica contenente di cloro / Água doméstica contendo cloro / Хозяйственно-бытовая вода с хлором / Woda domowa z chlorem	X	X	OK	Limpiadores químicos quita cemento / Chemical cleaning for use on cement / Nettoyeurs chimiques lève ciment / Chemische Reiniger zur Zemententfernung / Prodotti chimici di pulizia per il cemento / Limpadores químicos para a remoção de cimento / Химические чистящие средства для цемента / Środki czyszczące do betonu	X	X	X
Agua de mar / Sea water / Eau de mer / Meerwasser / Acqua di mare / Água do mar / Морская вода / Woda morską	X	X	OK	Suelos con un PH alto o alcalinos / Floors with high PH or alkaline values / Terres avec un pH haut ou alcalins / Böden mit hohem PH-Wert oder alkalische Böden / Pavimenti con alto PH ed alcalini / Terrenos com um PH alto ou alcalinos / Поверхности с высоким водородным показателем или щелочные / Podlogi o wysokim pH i odczynie kwasowym	X	X	OK
Aire / Air / Luft / Aria / Ar / Воздух / Powietrze	OK	OK	OK	Fertilizantes y abonos químicos / Fertilizers and chemical fertilizers / Fertilisants et engrais chimiques / Düngemittel und chemische Dünger / Fertilizzanti e prodotti chimici / Fertilizantes e adubos químicos / Удобрения и химические удобрения / Nawozy i nawozy sztuczne	X	X	X
Atmósfera marina / Marine atmosphere / Atmosphère marine / Meeresatmosphäre / Atmosfera marina / Atmosfera marinha / Приморская атмосфера / Powietrze nadmorskie	X	X	OK				

LIMPIEZA Y MANTENIMIENTO DEL ACERO INOXIDABLE

Por su excelente resistencia y belleza, el acero inoxidable es un material de fácil conservación, tendiéndose a veces a tener la errónea idea de que no requiere mantenimiento. Pero es necesario seguir unas recomendaciones mínimas durante su almacenamiento manipulación y uso. Una limpieza adecuada permiten mantener inalteradas sus características originales, preservando su resistencia a la corrosión y apariencia.

Durante las tareas de limpieza, asegurar que se eliminan las acumulaciones de contaminantes llevados por el aire. Esto es muy importante en lugares industriales o marítimos ya que pueden provocar corrosión localizada si no se eliminan eficazmente.

Para eliminar la suciedad sobre la superficie, se debe utilizar un paño húmedo o una gamuza. En caso de suciedad más difícil, utilizar detergentes suaves de uso doméstico con estropajos o cepillos suaves de nylon (no usar estropajos de acero). Después de limpiar, elimine los residuos con agua desionizada y seque la superficie.

La frecuencia para una limpieza regular es de 6-12 meses para una suciedad moderada y de 3-6 meses cuando es más abundante, o para ambientes en que se den las siguientes condiciones:

- atmósferas marinas - ambientes repletos de contaminantes industriales - sal pulverizada proveniente de la sal utilizada en carreteras - suciedad atmosférica y del tráfico.

No deben usarse limpiadores que contengan cloruros ni lejías. Encontrará información más detallada en: www.leds-c4.com

CLEANING AND MAINTENANCE OF STAINLESS STEEL

Stainless steel is a highly resistant beautiful material being easy to conserve. However, it does require maintenance. For this reason, it is necessary to follow some minimum recommendations during its storage, manipulation and use. Correct cleaning preserves its original characteristics, especially its resistance to corrosion.

During cleaning it is important to clean the contaminating agents which are present in the atmosphere. This is particularly the case in industrial places or close to a marine environment, as these areas can cause localized corrosion if they are not efficiently eliminated.

A damp cloth or chamois leather cloth should be used to eliminate the dirt on the surface. In case of extra dirt, gentle detergents suitable for domestic use should be used with non abrasive scrubbers or nylon brushes (no metal scrubbers). After cleaning wipe away the residue with water and dry surface.

The recommended frequency is every 6-12 months for moderate dirt and 3-6 months for heavy dirt or for the following situation:

- Marine atmosphere - Industrial contaminated areas - Salt from road gritting - Dirt from traffic.

No cleaning agents that contain chloride or bleach should be used. You can find further information at: www.leds-c4.com

NETTOYAGE ET ENTRETIEN DE L'ACIER INOXYDABLE

Du fait de son excellente résistance et de sa beauté, l'acier inoxydable est un matériau facile à conserver. Il exige toutefois plus d'entretien qu'on ne le pense. Il convient de respecter des consignes élémentaires pendant le stockage, la manipulation et l'utilisation de ce matériau. Un nettoyage adéquat permet d'en maintenir les caractéristiques initiales inchangées et d'en préserver la résistance à la corrosion ainsi que l'apparence.

Pendant le nettoyage, veillez à éliminer les accumulations de contaminants présents dans l'air. Cela est très important en milieu industriel ou marin car ces particules risquent de provoquer une corrosion localisée si elles ne sont pas éliminées efficacement.

Pour éliminer les salissures de la surface, il convient d'utiliser un chiffon humide ou une peau de chamois. En cas d'impuretés plus tenaces, utilisez des détergents doux à usage ménager combinés à des éponges ou brosses douces en nylon (pas d'éponge métallique). Après le nettoyage, éliminez les résidus avec de l'eau déionisée et séchez la surface.

Il est conseillé de nettoyer tous les 6-12 mois en cas de salissures modérées et tous les 3-6 mois en cas de salissures plus inrustées ainsi que dans les circonstances suivantes : milieu marin, milieu riche en contaminants industriels, projections de sel d'épandage, impuretés atmosphériques et dues à la circulation routière.

N'utilisez pas de produits nettoyants contenant des chlorures ou de l'eau de javel. Vous trouverez de plus amples informations sur le site : www.leds-c4.com

REINIGUNG UND INSTANDHALTUNG VON ROSTFREIEM STAHL

Aufgrund seiner hohen Beständigkeit und seines attraktiven Erscheinungsbildes ist rostfreier Stahl ein einfaches Instand zu haltendes Material. Viele neigen daher zur irrtümlichen Annahme, dass rostfreier Stahl keine Wartung benötigt. Nichtsdestoweniger sollte man sich bei seiner Lagerung, Handhabung und seinem Gebrauch an gewisse Mindestanweisungen halten. Eine angemessene Reinigung trägt dazu bei, seine Eigenschaften im ursprünglichen Zustand zu erhalten, seine Korrosionsbeständigkeit zu erhöhen und sein attraktives Aussehen zu bewahren.

Während der Reinigung sollte man darauf achten, dass alle verunreinigenden Stoffe, die durch die Luft auf das Metall übertragen wurden, vollkommen entfernt werden. Dies ist besonders in den Bereichen der Industrie und der Seefahrt wichtig, denn werden diese Stoffe nicht auf wirksame Weise entfernt, so können sie an bestimmten Stellen Korrosionserscheinungen hervorrufen.

Für die Entfernung der Verunreinigungen von der Oberfläche ist ein feuchtes Tuch oder ein Wischlappen zu benutzen. Bei hartnäckigem Schmutz können milde Haushaltsreiniger mit weichen Scheuerlappen oder Nylonbürsten (keine Scheuerschwämme aus Stahl verwenden) eingesetzt werden. Danach müssen die Rückstände des Reinigers mit entionisiertem Wasser abgespült und die Oberfläche abgetrocknet werden.

Eine regelmäßige Reinigung sollte bei mäßigem Schmutzbefall alle 6-12 Monate durchgeführt werden, bzw. alle 3-6 Monate bei stärkerem Schmutzbefall oder bei Vorliegen der folgenden Bedingungen:

- im Meerwasserbereich - in Bereichen mit starker industriell bedingter Verschmutzung - bei Einwirkung von Streusatz, das auf den Straßen eingesetzt wird - wetter- oder verkehrsbedingter Schmutzbefall.

Es dürfen keine Reiniger benutzt werden, die Chloride oder Laugen enthalten. Ausführlichere Information finden Sie in: www.leds-c4.com

PULIZIA E MANTENIMENTO DELL'ACCIAIO INOSSIDABILE

Per sua particolare resistenza e bellezza, l'acciaio inossidabile è un materiale di facile conservazione, è però necessaria un po' di manutenzione.

È necessario seguire qualche raccomandazione durante l'immagazzinamento, manipolazione ed uso. La pulizia appropriata permette di conservare la sua caratteristica originale, non solo la resistenza alla corrosione ed il suo aspetto.

Durante la pulizia, bisogna assicurarsi che gli accumuli di sostanze contaminanti portate dall'aria siano rimossi. Ciò è particolarmente importante in ambienti marini ed industriali, questi possono dar luogo a corrosione localizzata, se non rimossi accuratamente.

Per rimuovere uno sporco leggero o le impronte, è consigliabile usare un panno umido o di pelle scamosciata. Invece per lo sporco più consistente è consigliabile usare dei prodotti di uso domestico, spugnette oppure spazzole soffici (assolutamente non usare pagliette abrasive o metalliche). Dopo aver effettuato un'appropriate pulizia, rimuovere i residui con acqua preferibilmente deionizzata ed asciugare.

Si consiglia una pulizia ogni 6-12 mesi per uno sporco leggero, ed ogni 3-6 mesi per quello più pesante derivante dagli ambienti sotto citati:

- atmosfere marine - ambienti carichi di prodotti industriali inquinanti - spruzzi di acqua contenenti il sale antighiaccio sparso sulle strade - inquinamento atmosferico e da traffico.

Non devono essere usati dei prodotti contenenti cloruri e neanche candeggine a base di acido ipoclorico. Troverete informazioni più specifiche sul sito: www.leds-c4.com

LIMPEZA E MANUTENÇÃO DO AÇO INOXIDÁVEL

Dada a sua excelente resistência e beleza, o aço inoxidável é um material de conservação fácil, tendendo-se por vezes a ficar com a ideia de que não necessita de manutenção. No entanto é necessário que se sigam recomendações mínimas durante o seu armazenamento, manuseamento e uso. Uma limpeza adequada permite que se mantenham inalteradas as suas características originais, preservando a sua resistência à corrosão e o seu aspecto.

Durante as tarefas de limpeza, certifique-se de que são eliminadas as acumulações de contaminantes transportados pelo ar. Isto é muito importante em locais industriais ou marítimos, dado que tais contaminantes podem provocar corrosão localizada se não forem eficazmente eliminados.

Para eliminar a sujidade existente à sua superfície, deve-se utilizar um pano húmido ou uma camuza. No caso de sujidade mais difícil, devem ser utilizados detergentes suaves de uso doméstico, com esfregões ou escovas suaves de nylon (não se devem usar esfregões de aço). Depois da limpeza, devem ser eliminados os resíduos com água desionizada e secar a superfície.

Para uma limpeza regular, a frequência é de 6-12 meses para sujidade moderada e de 3-6 meses para sujidade mais abundante, ou para ambientes em que se verificarem as condições seguintes:

- atmosferas marinhas - ambientes repletos de contaminantes industriais - sal pulverizado proveniente do sal utilizado nas estradas - sujidade atmosférica e do trânsito.

Não se devem usar produtos de limpeza que contenham cloratos ou lixívia. Pode encontrar informações mais detalhadas em: www.leds-c4.com

ЧИСТКА И УХОД ЗА НЕРЖАВЕЮЩЕЙ СТАЛЬЮ

Благодаря своим эстетическим характеристикам и долголетию, нержавеющая сталь является материалом, способным при ее правильном уходе сохранять свой первоначальный вид очень долгое время. Необходимо придерживаться минимальных рекомендаций распространяющихся на уход, хранение и использование. Адекватная чистка позволит сохранить первоначальные качества, а также внешний вид и устойчивость к ржавчине. В процессе чистки обратите внимание на удаление с поверхности всего накопившегося загрязнения.

Важно следовать этому требованию в промышленных или приморских районах, так как неправильная чистка может привести к образованию ржавчины.

Используйте влажную тряпку или кусок замши для удаления грязи с поверхности. При особом загрязнении используйте мягкие моющие средства для домашнего пользования, и мягкие скребки или нейлоновые щетки (не допускайте использование металлических щеток). После чистки ополосните водой и высушите поверхность.

При среднем загрязнении чистка должна производиться через каждые 6-12 месяцев, и каждые 3-6 месяцев при сильном загрязнении или при наличии следующих условий окружающей среды:

- приморский район - при сильном промышленном загрязнении - использовании соли на дорогах.

Не используйте чистящие средства, содержащие хлор или отбеливатель. Вы сможете получить дополнительную информацию, зайдя на интернет-страницу www.leds-c4.com

CZYSZCZENIE I KONSERWACJA STALI NIERDZEWNEJ

Stal nierdzewna to piękny i wysoce odporny materiał łatwy w konserwacji. Mimo to, należy o niego dbać. Dlatego ważne jest aby przestrzegać kilku zasad przy przechowywaniu, obróbce i użytkowaniu stali nierdzewnej. Właściwe czyszczenie utrzymuje właściwości fizyczne, a w szczególności odporność na korozję.






Czyszcząc ważne jest usuwanie substancji niekorzystnie wpływających na stal, obecnych w atmosferze. Ważne jest to zwłaszcza w otoczeniu przemysłowym lub morskim, gdzie niedokładnie wyczyszczone powierzchnie mogą powodować miejscową korozję. Wilgotna ściereczka, lub ściereczka zamiatowa powinny być używane do czyszczenia stali nierdzewnej. W przypadku mocniejszych zabrudzeń można użyć domowych detergentów i nie metalowej szorstki. Po czyszczeniu należy powierzchnię zmyć wodą i wytrzeć do sucha. Zaleca się czyszczenie co 6-12 miesięcy przy niskim zanieczyszczeniu, i co 3-6 miesięcy przy wysokim zanieczyszczeniu lub w następujących warunkach:

- morska atmosfera - miejsca skażone przemysłowo - sól do posypywania dróg - bród z ruchu kołowego - Nie stosować środków zawierających chlor lub wybielacz.































Więcej informacji na www.leds-polska.pl

	ESPAÑOL	ENGLISH	FRANÇAIS	DEUTSCH
	Clase I	Class I	Classe I	Klasse I
	Clase II	Class II	Classe II	Klasse II
	Clase III	Class III	Classe III	Klasse III
	Sistema de codificación para indicar el grado de protección proporcionado por un envoltorio contra la entrada de elementos sólidos y líquidos	A coding system that shows the degree of protection that a casing provides against the penetration of solid objects or dust and liquids	Système de codification permettant d'indiquer le degré de protection procuré par une enveloppe contre la pénétration de corps solides, poussières et liquides	Dieses Codierungssystem dient zur Angabe des Schutzgrades, der mit einer besonderen Verkleidung zum Schutz gegen das Eindringen fester Gegenstände, Staub oder Flüssigkeiten erreicht wird
	Sistema de codificación para indicar el grado de protección proporcionado por un envoltorio contra los impactos mecánicos nocivos. Energía de impacto (Jules)	It is a coding system that shows the level of protection that a casing provides against damaging mechanical impacts. Energy of impact (Jules)	Système de codification permettant d'indiquer le degré de protection procuré par une enveloppe contre les impacts mécaniques nuisibles. Energie d'impact (en Joules)	Dieses Codierungssystem dient zur Angabe des Schutzgrades, der mit einer besonderen Verkleidung zum Schutz gegen schädliche mechanische Einflüsse erreicht wird. Schlagenergie (Joule)
	Luminarias no adecuadas para cubrirse con material aislante térmico	Luminaires should never be covered with any heat insulating material	Ces luminaires ne doivent pas être recouverts de matériau thermo-isolant	Leuchte nicht geeignet zur Abdeckung mit Wärmeisoliermaterial
	Luminarias no adecuadas para el montaje directo en superficies normalmente inflamables	Non suitable for direct installation on normally inflammable surfaces	Luminaires non destinés à une installation directe sur des surfaces normalement inflammables	Montage auf normal entflammbaren Oberflächen nicht zulässig
	Resistente al hilo incandescente a 850°C	Resistance to incandescent wire at 850°C	Tenue au feu 850°C	Glühdrahtbeständig auf 850°C
	Distancia mínima entre el foco de la luminaria y el objeto iluminado	Minimum distance to be left between the focus of the lighting fixture and the lightened object	Distance minimale entre le foyer du luminaire et l'objet éclairé	Mindestabstand zwischen dem Scheinwerfer der Leuchte und dem beleuchteten Gegenstand
	Uso independiente	Independent use	Utilisation indépendante	Unabhängiger Betrieb
	Diámetro de empotramiento	Hole diameter for recessing	Diamètre d'encastrement	Einbaudurchmesser
	Corte de empotramiento.	Hole dimensions for recessing	Coupe d'encastrement	Einbauschnitt
	Los anclajes permiten su instalación en techos de X mm a X mm	The fixing can be used on X mm - X mm ceilings	Les fixations permettent d'installer le modèle sur des plafonds de X à X mm	Die Federn gestatten eine Installation an Decken von X mm bis X mm
	Equipo no incluido	Gear not included	Équipement non compris	Vorschaltgerät nicht inklusive
	Equipo electrónico	Electronic gear	Équipement électronique	Elektronisches Vorschaltgerät
	Equipo magnético	Magnetic gear	Équipement magnétique	Magnetisches Vorschaltgerät
	Unidades de embalaje	Items per box	Unité d'emballage	Verpackungseinheiten
	Ver página xxx	See page xxx	Voir page XXX	Siehe Seite XXX
	Modelos registrados	Registered models	Modèles enregistrés	Eingetragene Modelle
	Luz cálida	Warm light	Lumière chaude	Warmweißes Licht
	Luz natural	Natural light	Lumière naturelle	Neutralweißes Licht
	Luz fría	Cold light	Lumière froide	Kaltweißes Licht
	Luz RGB	RGB light	Lumière RGB	RGB Licht
Lm	Flujo nominal bajo condiciones reales de trabajo (Tj=85°)	Design flow under real working conditions (Tj=85°)	Flux nominal dans des conditions réelles de fonctionnement (Tj=85°)	Nennlichtstrom unter tatsächlichen Betriebsbedingungen (Tj=85°)
	Regulador de intensidad	Dimmer	Régulateur d'intensité	Mit Dimmer




























	ITALIANO	PORTUGUÊS	РУССКИЙ ЯЗЫК	POLSKI
	Classe I	Classe I	Класс I	Klasa I
	Classe II	Classe II	Класс II	Klasa II
	Classe III	Classe III	Класс III	Klasa III
	Sistema di codificazione per indicare il grado di protezione offerto da un involucro contro la penetrazione di oggetti solidi, di polvere, o di liquidi	Sistema de codificação para a indicação do grau de protecção proporcionado por um invólucro contra a penetração de objectos sólidos ou pó e líquidos	Система кодирования для обозначения степени защиты корпуса от попадания твердых и жидких элементов	System kodowania wskazujący na stopień ochrony przed wnikaniem ciał obcych, kurzu i wody
	Sistema di codificazione per indicare il grado di protezione fornito da un rivestimento contro gli impatti meccanici dannosi. Energia di impatto (Joule)	Sistema de codificação para indicar o grau de protecção proporcionado por um invólucro contra os impactos mecânicos nocivos. Energia de impacto (Jules)	Система кодирования для обозначения степени защиты корпуса от механических ударов. Сила удара (в Дж)	System kodowania dla wskazania stopnia ochrony obudowy przed szkodliwymi uderzeniami mechanicznymi (Dzule)
	Apparecchi inappropriati per essere coperti con materiale isolante termico	Estas luminárias não podem ser cobertas com material isolante térmico	Не допускается теплоизоляция данных светильников	Oprawy nigdy nie powinny być przykrywane materiałem izolującym ciepło
	Apparecchi inappropriati per montaggio su superfici infiammabili	Estas luminárias não podem ser montadas diretamente sobre superfícies normalmente inflamáveis	Не допускается установка данных светильников на легковоспламеняющихся поверхностях	Nie instalować bezpośrednio na powierzchniach łatwopalnych.
	Resistente al filo incandescente 850°C	Resistente ao fio incandescente a 850°C	Прошло испытание спиралью накаливания 850°C	Odpornośćna drut żarowy o temperaturze 850°C
	Distanza minima tra la lampada e l'oggetto illuminato	Distância mínima entre o foco da luminária e o objecto iluminado	Минимальное расстояние между световым фокусом и освещаемым объектом	Minimalna odległość do zachowania pomiędzy czołem lampy a oświetlanym obiektem
	Uso indipendente	Utilização independente	Независимое использование	Niezależne zastosowanie
	Diametro di incasso	Diâmetro de encastramento	Диаметр отверстия для встраиваемого монтажа	Średnica wbudowania
	Foro di incasso	Corte de encastramento	Размер отверстия для встраиваемого монтажа	Przekrój wbudowania
	I fissaggi consentono l'installazione dell'articolo su soffitti da X mm a X mm	As fixações permitem a sua instalação em tectos de X mm a X mm	Зажимы обеспечивают монтаж в потолок толщиной от X мм до X мм	Kotwienia pozwalają na jego zainstalowanie na sufitach wynoszących od X mm do X mm
	Trasformatore non incluso	Equipamento não incluído	Оборудование не включено	Zasilacz nie dołączony
	Trasformatore elettronico	Aparelho eletrônico	Электронный балласт	Osprzęt elektroniczny
	Trasformatore magnetico	Equipamento magnético	Магнитный балласт	Osprzęt magnetyczny
	Unità d'imballaggio	Uds. de embalagem	Количество единиц в коробке	Sztuk w pudełku
	Consultare pagina XXX	Ver página XXX	См. стр. XXX	Zobacz stronę XXX
	Modelli registrati	Modelos registados	Зарегистрированные модели	Modele zastrzeżone
	Luce calda	Luz quente	Теплый белый свет	Ciepłe światło
	Luce naturale	Luz natural	Натуральный белый	Światło naturalne ciepłe
	Luce fredda	Luz fria	Холодный белый свет	Zimne światło
	Luce RGB	Luz RGB	Свет RGB	Światło RGB
	Flusso nominale in condizioni reali di lavoro (Tj=85°)	Fluxo nominal baseado em condições reais de trabalho (Tj=85°)	Номинальный поток в реальных рабочих условиях (Tj=85°)	Znamionowy przepływ w rzeczywistych warunkach pracy (Tj=85°)
	Regolatore d'intensità	Com regulador de intensidade	Регулятор яркости	Ściemniacz

	ESPAÑOL	ENGLISH	FRANÇAIS	DEUTSCH
	Grados de inclinación	Inclination degress	Degrés d'inclinaison	Neigungsgrad
(S)	Consultar disponibilidad	Check availability	Vérifiez la disponibilité	Bitte nach Verfügbarkeit fragen
	Eficiencia	Efficiency	Efficiencie	Effizienz
	Tensión de entrada	Supply voltage	Tension d'entrée	Eingangsspannung
	Intensidad de corriente máxima	Maximum current intensity	Intensité de courant maximale	Maximale Stromstärke
	Amperios	Amperes	Ampères	Ampere
	Corriente continua	Direct current	Courant continu	Wechselstrom
	Corriente alterna	Altern current	Courant alternatif	Altern Strom
	Exterior	Outdoor	Extérieur	Außen
	Interior	Indoor	Intérieur	Innen
	Extensión de garantía	Warranty extension	Extension de garantie	Verlängerung der Garantie
	Vida útil	Lamp life	Durée de vie utile	Nutzungsdauer
	Interruptor de encendido	On•off switch	Interrupteur simple allumage	Schalter
	Doble interruptor de encendido	Double on•off switch	Interrupteur double allumage	Doppel Schalter
	Interruptor de encendido en el cable	Cable on•off switch	Interrupteur d'allumage sur le câble	Schalter am Kabel
	Interruptor de cuerda	Pull cord switch	Interrupteur a ficelle	Strickschalter
	Regulador de intensidad	Dimmer	Régulateur d'intensité	Mit dimmer
	Apto para posición vertical y horizontal	Suitable for vertical and horizontal mounting	Installation en position verticale et horizontale	Senkrecht und waagrecht geeignet
	Orientable	Adjustable	Orientable	Verstellbar
	No orientable	Non adjustable	Non orientable	Nicht verstellbar
	Espejo de aumento x3	Magnifying mirror x3	Miroir grossissant x3	3-fach Vergrößerungsspiegel
	Dirección del halo de luz	Halo light direction	Direction du faisceau lumineux	Halo Lichtrichtung
	Mando a distancia	Remote control	Télécommande	Fernbedienung
	Mando a distancia no incluido	Remote control not included	Télécommande non compris	Fernbedienung nicht inklusive
	Controlador con mando a distancia	Controller with remote control	Contrôleuse avec télécommande	Controller mit Fernbedienung
	Mando de pared	Wall Remote Control	Télécommande murale	Wandbedienung












	ITALIANO	PORTUGUÊS	РУССКИЙ ЯЗЫК	POLSKI
	Gradi di inclinazione	Graus de inclinação	Угол регулировки	Stopnie uchyłu
	Verificare la disponibilità	Consultar disponibilidade	Проверить наличие	Dostępność
	Efficienza	Eficiência	Эффективность	Skuteczność
	Tensione d'entrata	Tensão de entrada	Напряжение на входе	Napięcie zasilania
	Intensità di corrente massima	Intensidade de corrente máxima	Максимальный ток	Maksymalne natężenie prądu
	Ampere	Amperes	Амперы	Amperów
	Corrente continua	Corrente contínua	Постоянный ток	Prąd stały
	Corrente discontinua	Corrente alterna	Переменный ток	Prąd przemienny
	Esterno	Exterior	Для внешнего освещения	Zewnętrzny
	Interno	Interior	Для внутреннего освещения	Wewnętrzny
	Estensione di garanzia	Extensão de garantia	Продление гарантии	Przedłużenie gwarancji
	Vita utile	Vida útil	Срок службы	Okres eksploatacji
	Interruttore di accensione	Interruptor on•off	Клавишный выключатель	Włącznik
	Doppio interruttore di accensione	Duplo interruptor on•off	Два клавишных выключателя	Włącznik podwójny
	Interruttore d'accensione nel cavo	Cabo com interruptor on-off	Выключатель на проводе	Wyłącznik w przewodzie
	Interruttore di corda	Interruptor de cordão	Веревочный выключатель	Włącznik sznurowy
	Con regolatore d'intensità	Com regulador de intensidade	Регулятор яркости	Ścieniacz
	Adatto sia in verticale che in orizzontale	Apto para posição vertical e horizontal	Вертикально-горизонтальное расположение	Montaż poziomy i pionowy
	Orientabile	Orientável	Регулируемый	Regulowane
	Non orientabile	Não orientável	Нерегулируемый	Nieregulowane
	Lente d'ingrandimento x3	Espelho de aumento x3	Зеркало с увеличением x3	Lustro powiększające x3
	Direzione del fascio	Direcção do feixe de luz	Направление света	Kierunek łuny światła
	Telecomando	Comando à distância	Пульт управления	Pilot zdalnego sterowania
	Telecomando non incluso	Comando à distância nao incluído	Пульт управления не включен	Pilot zdalnego sterowania nie dołączony
	Regolatore con telecomando	Controlador com comando à distância	Контроллер с дистанционным управлением	Kontroler z pilotem zdalnego sterowania
	Comando da parete	Comando de parede	Настенный пульт управления	Sterownik ścienny

	ESPAÑOL	ENGLISH	FRANÇAIS	DEUTSCH
	Mando de pared no incluido	Wall Remote Control not included.	Télécommande murale non fournie	Wandbedienung nicht enthalten
	Toma de corriente	Socket	Prise de courant	Stromanschluss
	Velocidades	Speeds	Vitesses	Geschwindigkeiten
	Motor de corriente continua	Direct current motor.	Moteur à courant continu	Gleichstrommotor
	Revoluciones por minuto	Revolutions per minute	Tours par minute	Umdrehungen pro Minute
	Silencioso	Quiet	Silencieux	Lautlos
	Función inversa	Reverse function	Fonction inverse	Winter-und Sommerbetrieb
	Palas reversibles	Reversible blades	Lames réversibles	Zweifarbige umkehrbare Flügel
	Barras	Downrods	Barres	Stangen
	Ahorro energético del X%	Up to X% energy saving	Économie d'énergie de X %	Energieersparnis von X %
	Fotometría	Photometric Data	Données photométriques	Fotometrie
	Equivalente a	Brighter as	Eclaire comme	Heller wie
	Metros cuadrados iluminados con una unidad del producto	Square meters illuminated by each product unit	Mètres carrés éclairés avec une unité du produit	Mit einer Mengeneinheit beleuchtete Quadratmeter
	Ángulo de detección	Detection angle	Angle de détection	Ortungswinkel
	Distancia de detección	Detection distance	Distance de détection	Ortungsabstand
	Permite regular el tiempo de encendido	Allows you to regulate the time for the "on" switch	Permet de régler la durée d'allumage	Regulierung der Einschaltzeit möglich
	Permite regular la sensibilidad del sensor	Allows you to regulate the sensor sensitivity	Permet de régler la sensibilité du capteur	Regulierung der Sensorempfindlichkeit möglich
	Duración máxima de encendido continuado	Maximum duration of continual usage	Durée maximale d'allumage continu	Maximale durchgängige Einschaltzeit
	Tiempo necesario para una carga completa de la batería	Time necessary to fully charge the battery	Délai nécessaire pour une charge complète de la batterie	Akkuladedauer
	Pilas incluidas	Batteries included	Piles fournies	Batterien inklusive
	Ángulo de la ópticas	Lents angle	Angle des lentilles	Ausstrahlwinkel der Linsen
	Canales	Channels	Canaux	Kanäle
	xx cambios de color	xx changing colorus	xx changements de couleur	xx Farben
	Nº de metros máx. de conexión en serie	Max. no. of metres in serial connection	Longueur max. (en mètres) de raccordement en série	Max. Länge in Metern bei Reihenanschluss
	Posibilidad de cortar cada x leds	Option to cut every x leds	Mètres de connexion continue	Möglichkeit zu schneiden je x LED
	x metros de cable	x meters of cable	x mètre de câble	x Meter langes Kabel
	Cabezales con rotación de XX°	X° rotatable end caps	Têtes à rotation de X°	Köpfe mit XGrad-Drehung
	Reflector direccional	Directional reflector	Réflecteur directionnel	Einbaustrahler
	Disipación activa	Active dissipation	Dissipateur de chaleur intégré	Aktive Wärmeableitung
	Panal de abeja	Honeycomb	Rayon de miel	Honigwabe

	ITALIANO	PORTUGUÊS	РУССКИЙ ЯЗЫК	POLSKI
	Comando da parete non incluso	Comando de parede não incluído	Настенный пульт управления не включен	Nie zawiera sterownika ściennego
	Presa di corrente	Tomada de corrente	С выходом для проводного подключения	Gniazdo
	velocità	velocidades	скорости	prędkości
	Motore a corrente continua	Motor de corrente continua	Мотор постоянного тока	Silnik prądu stałego
	RPM	Rotações por minuto	Вращений в минуту	Obroty na minutę
	Silenzioso	Silencioso	Бесшумно	Cichy
	Funzione inversa	Função inversa	функция обратного движения	Funkcja odwrotna
	Pale reversibili	Palas reversíveis	Двухсторонние сменные лопасти	Obracalne śmigła
	Barre	Barras	балка	poprzeczki
	Risparmio energetico del X%	Poupança energética de X%	Экономия электроэнергии в %	Oszczędność energetyczna wynosząca X%
	Fotometria	Fotometria	Фотометрия	Fotometria
	Pari a	Equivalente a	Равняется	Odpowiada
	Metri quadrati illuminati con unità del prodotto	Metros quadrados iluminados com uma unidade do produto	Площадь, освещаемая одним прибором (м кв.)	Metrów kwadratowych oświetlonych jedną jednostką produktu
	Angolo di rilevamento	Ângulo de deteção	Угол обнаружения	Kąt wykrywania
	Distanza di rilevamento	Distância de deteção	Дистанция обнаружения	Odległość wykrywania
	Consente di regolare il tempo di accensione	Permite regular o tempo de acendimento	Позволяет регулировать продолжительность свечения	Pozwala na regulowanie czasu palenia się
	Consente di regolare la sensibilità del sensore	Permite regular a sensibilidade do sensor	Позволяет регулировать чувствительность датчика	Pozwala na regulowanie czułości czujnika
	Durata massima di accensione continuata	Duração máxima de acendimento contínuo	Максимальная продолжительность непрерывного свечения	Maksymalny czas ciągłego palenia się
	Tempo necessario per la ricarica completa della batteria	Tempo necessário para a carga completa da bateria	Время, необходимое для полного заряда батареи	Czas potrzebny do pełnego naładowania baterii
	Pile incluse	Pilhas incluídas	Батарейки в комплекте	łącznie z bateriami
	Angolo delle lenti	Ângulo das lentes	Угол отражения оптической части	Kąt układu optycznego
	Canali	Canais	Каналы	Kanałów
	xx cambi colori	xx mudança de cor	xx вариантов цвета	xx zmiennych kolorów
	N° massimo di metri di connessione in serie	N° de metros máximo de ligação em série	Максимальное кол-во метров для подключения в серии	Maksymalna długość w m przy połączeniu szeregowym
	Possibilità di tagliare ogni x led	N° de metros máximo de ligação em série	Возможность среза через каждые x светодиодов	Możliwość cięcia co x LEDów
	x metri di cavo	x metros de cabo	x метров провода	x metrów przewodu
	Testine con rotazione di X°	Cabeças com rotação de X°	Шарниры с углом поворота в X°	Głowice o obrocie wynoszącym X°
	Riflettore direzionale	Reflector direccional	Рефлектор направленности света	Reflektor regulowany
	Dissipazione attiva	Dissipação activa	Система охлаждения	Aktywne odprowadzanie ciepła
	Struttura a nido di vespe	Estrutura tipo "favo de mel"	Соты	Płyta o strukturze plastra miodu

	ESPAÑOL	ENGLISH	FRANÇAIS	DEUTSCH
	Filtro	Filter	Filtre	Filter
	Aletas antideslumbrantes	Anti-glare directional flaps	Ailettes anti-éblouissement	Blendschutzflügel
	Rango de temperatura de trabajo	Range of operating temperature	Plage de température de travail	Bereich der Betriebstemperatur
	Caja para empotrar incluida	Recessed box included	Boîte à encastrer incluse	Einbaubox inklusive
	Doble salida de cable	Double cable output	Double sortie de câble	Zwei Kabelausgänge
	Empotrable para zona peatonal	Downlight for pedestrian crossing	Encastré pour zone piétonnière	Einbauleuchte für Fussgängerübergang
	ATENCIÓN - Esta luminaria puede soportar una carga estática limitada. ES APTA para zonas donde eventualmente circulan vehículos a baja velocidad. NO ES APTA para zonas de paso habitual de vehículos	ATTENTION - This light fixture can withstand a limited static load. SUITABLE for areas with low-speed vehicles. NON SUITABLE for high traffic areas	ATTENTION - Ce luminaire peut supporter une charge statique limitée. IL EST ADAPTÉ aux zones de circulation occasionnelle de véhicules à basse vitesse. IL N'EST PAS ADAPTÉ aux zones de circulation habituelle de véhicules	ACHTUNG - Diese Leuchte kann eine statische Belastung halten. Die Leuchte ist GEEIGNET für eventuell Kriechverkehr-Bereiche. Die Leuchte ist NICHT GEEIGNET für Fahrzeug-Verkehrsbereiche
	Drenaje	Drainage	Drainage	Dränage
	Estaca de plástico incluida	Plastic spike included	Piquet en plastique inclus	Erdspieß inklusive
	Accesorio reflector incluido	Reflector accessory included	Accessoire réflecteur compris	Zubehör, Reflektor inklusive
	Guía de instalación	Installation guide	Guide d'installation	Einbauanleitung
	Mantenimiento sin herramientas	Maintenance without tools	Entretien sans outils	Instandhaltung ohne Werkzeuge
	Producto sin barniz. Se puede usar un estropajo abrasivo para el mantenimiento	Non varnished product. An abrasive scourer can be used for maintenance	Produit non verni. Entretien possible uniquement à l'aide de chiffons doux non abrasifs	Artikel nicht lackiert. Zur Pflege kann ein Scheuerschwamm verwendet werden
	Producto barnizado. Usar sólo paños suaves no abrasivos para el mantenimiento	Varnished product. Use non abrasive soft clothes only for maintenance	Produit verni. Utilisez des vêtements non abrasifs doux pour la maintenance	Artikel lackiert. Zur Pflege nur weiche, nicht scheuernde Tücher verwenden
	Cristal de recambio de cortesía	Courtesy spare glass included	Verre de rechange fourni	Zusätzliche Ersatzteile aus Glas zum Auswechseln
	Temperatura en la superficie menor de 40°C	Temperature on the surface under 40°C	Température de surface inférieure à 40°C	Oberflächentemperatur unter 40°C
	Temperatura en la superficie entre 40 y 80°C	Temperature on the surface between 40 and 80°C	Température de surface comprise entre 40 et 80°C	Oberflächentemperatur zwischen 40 und 80°C
	Temperatura en la superficie superior a 80°C	Temperature on the surface over 80°C	Température de surface supérieure à 80°C	Oberflächentemperatur über 80°C
	Filtro Difusor	Difuser Filter	Filtre diffuseur	Filter Diffusor
	Filtro 3000K	3000K Filter	Filtre 3000°K	Filter 3.000 ^º Kelvin
	Fotometría asimétrica	Asymmetrical photometry	Photométrie asymétrique	Asymmetrische Fotometrie
	Fotometría simétrica	Symmetrical photometry	Photométrie symétrique	Symmetrische Fotometrie
	Cumplimiento con las normativas vigentes anticontaminación lumínica	According to regulations in force about luminic pollution	Conforme à la réglementation en vigueur contre la pollution lumineuse	Erfüllung der geltenden Vorschriften über Grenzwerte der Lichtverschmutzung
	Protección térmica	Thermal cut-off	Protection thermique.	Thermischer Schutz
	Luminaria	Luminaire	Luminaire	Leuchte
	Bloque óptico	Optical Assembly	Bloc optique	Optikgehäuse
	Permite instalación LATERAL de ØXmm	LATERAL installation for ØXmm	Permet une installation LATÉRALE de ØX mm	Ermöglicht die Befestigung von oben mit ØXmm
















	ITALIANO	PORTUGUÊS	РУССКИЙ ЯЗЫК	POLSKI
	Filtro	Filtro	Фильтр	Filtr
	Alette rompiflusso	Alhetas anti-encandeamento	Противослепящие заслонки	Klapy przeciwośnieniowe
	Livello di temperatura di esercizio	Intervalo de temperatura de funcionamento	Разброс рабочей температуры	Zakres temperatury pracy
	Cassaforma inclusa	Caixa para embutir incluída	Корпус-коробка из технополимера для встраивания прилагается	Puszka montażowa w komplecie
	Cavo a doppia uscita	Dupla saída de cabos	Двойной выход для кабеля	Podwójne gniazdo kabla
	Carrabile per zona pedonale	Encastrável para zona pedonal	Локальный светильник для пешеходной зоны	Downlight na przejścia dla pieszych
	ATTENZIONE- Questa lampada è in grado di sopportare un carico statico limitato. È VALIDO in zone stradali con traffico a bassa velocità. NON È VALIDO per zone stradali con traffico a velocità media	ATENÇÃO - Esta luminária pode suportar uma carga estática limitada. É ADEQUADA para zonas onde, eventualmente, circulem veículos a baixa velocidade. INADEQUADA para zonas de passagem habitual de veículos	ВНИМАНИЕ - Данный светильник выдерживает ограниченное статическое напряжение. ПРИГОДЕН на участках периодического передвижения транспорта на низкой скорости. НЕ ПРИГОДЕН на участках постоянного движения транспортного потока	UWAGA - Ta oprawa może wytrzymać ograniczone natężenie statyczne. Właściwa dla mało uczęszczanych miejsc. Niewłaściwa dla miejsc o wysokim ruchu kołowym
	Drenaggio	Drenagem	Дренаж	Drenaż
	Picchetto di terra, in plastica, inclusa	Estaca de plástico incluída	Пластиковый шип прилагается	Plastikowy szpikulec w komplecie
	Accessorio riflettore incluso	Accessório refletor incluído	Прилагается отражающий аксессуар	Części reflektorowe w komplecie
	Guida di installazione	Guia de instalação	Пособие по установке	Instrukcja instalacji
	Manutenzione senza attrezzi	Manutenção sem ferramentas	Техническое обслуживание без инструментов	Obsługa beznarzędziowa
	Prodotto senza vernice. Per la manutenzione si può utilizzare uno strofinaccio abrasivo	Produto sem verniz. Para a manutenção, pode-se utilizar um esfregão abrasivo	Продукт без лакировки. Разрешается использование абразивной мочалки для ухода за продуктом	Produkt bez lakierowania. Można użyć ścierniaka zmywaka dla konserwacji
	Prodotto verniciato. Per la manutenzione utilizzare soltanto panni morbidi e non abrasivi	Produto envernizado. Para a manutenção, utilizar apenas panos macios não abrasivos	Продукт с лакировкой. Использовать только мягкие неабразивные салфетки для ухода за продуктом	Produkt lakierowany. Używać tylko delikatnych, nieścierających ściereczek dla konserwacji
	Vetro di ricambio omaggio	Vidro de substituição incluído	Бесплатно прилагается запасное стекло	Zapasowe szkło w komplecie
	Temperatura alla superficie minore di 40 °C	Temperatura na superfície inferior a 40°C	Температура поверхности менее 40°C	Temperatura powierzchni poniżej 40 °C
	Temperatura alla superficie tra 40 e 80 °C	Temperatura na superfície entre 40 e 80°C	Температура поверхности между 40 и 80°C	Temperatura powierzchni pomiędzy 40 a 80 °C
	Temperatura alla superficie superiore di 80 °C	Temperatura na superfície superior a 80°C	Температура поверхности выше 80°C	Temperatura powierzchni powyżej 80 °C
	Filtro Diffusore	Filtro Difusor	Фильтр Диффузор	Filtr Rozpraszający
	Filtro 3.000K	Filtro 3.000K	Фильтр 3.000K	Filtr 3000K
	Fotometria asimmetrica	Fotometria assimétrica	Асимметричная фотометрия	Fotometria asymetryczna
	Fotometria simmetrica	Fotometria simétrica	Симметричная фотометрия	Fotometria symetryczna
	Rispetta le attuali normative anti-inquinamento luminoso	Cumprimento da legislação em vigor sobre medidas contra a poluição luminosa	Соответствует действующим нормам по борьбе со световым загрязнением	W zgodzie z przepisami dotyczącymi zanieczyszczenia światłem
	Protezione termica	Proteção térmica	Тепловая защита	Zabezpieczenie termiczne
	Luce	Luminária	Светильник	Oprawa oświetleniowa
	Blocco ottico	Bloco ótico	Оптический блок	Blok optyczny
	Consente installazione LATERALE di Øxmm	Permite instalação LATERAL com Ø de X mm	Позволяет БОКОВУЮ установку ØX мм	Umożliwia montaż pionowy

	ESPAÑOL	ENGLISH	FRANÇAIS	DEUTSCH
	Permite instalación TOP de ØXmm	TOP installation for ØXmm	Permet une installation SUPÉRIEURE de ØX mm	Ermöglicht die seitliche Befestigung mit ØXmm
	Luminaria certificada por el Instituto de Astrofísica de Canarias	Luminaire certified by the Institute of Astrophysics of Canary Islands	Luminaire certifié par l'Institut d'astrophysique des Îles Canaries	Leuchte vom Institut für Astrophysik der Kanarischen Inseln zertifiziert
ULOR	Flujo Hemisferio Superior (FHS)	Upper hemispheric luminous flux (light pollution percentage)	Flux lumineux vers l'hémisphère supérieur (FHS)	Oberer hemisphärischer Lichtstrom (Lichtverschmutzung)
HPS	Vapor de sodio a alta presión (VSAP)	High pressure sodium	Vapeur de sodium à haute pression (SHP)	Hochdruck Natriumdampf
MH	Halogenuros metálicos (HM)	Metal halide	Iodures métalliques (IM)	Metallhalogenid
	Columna	Column	Mât	Mast
	Pernos	Bolts	Boulons	Bolzen
	Plantilla	Plate	Gabarit	Schablone
	Cruz simple	Single bracket	Croix simple	Einfaches Kreuz
	Cruz doble	Double bracket	Croix double	Doppelkreuz
	Llave	Key	Clé	Schlüssel
	Kit solar	Solar kit	Kit solaire	Solar-kit
	Eficiencia energética	Energy Efficiency	Efficience énergétique	Energieeffizienz
	Bit	Bit	Bit	Bit
	Interactivo	Interactive	Interactif	Interaktive
	Nº leds / punto	No. LEDs / point	Nbr de LED / point lumineux	Anz. LED / Punkt
	Nº Leds / m²	No. of LEDs / m²	Nbr de LED / m²	Anzahl LED/m2
	Composición pixel	Pixel composition	Composition du pixel	Pixel-Zusammensetzung
	Distancia entre pixeles	Distance between pixels (in mm)	Distance entre pixels en mm	Abstand zwischen Pixeln mm
	Composición pixel	Pixel composition	Composition du pixel	Pixel-Zusammensetzung
	Potencia consumo máxima / m²	Maximum input power / m²	Puissance de consommation maximale / m²	Max. Verbrauchsleistung / m2
	Distancia de visión recomendada	Recommended viewing distance	Distance de vision conseillée	Empfohlener Sichtabstand
	Ángulo de visión horizontal	Horizontal viewing angle	Angle de vue horizontal	Horizontaler Blickwinkel
	Ángulo de visión vertical	Vertical viewing angle	Angle de vue vertical	Vertikaler Blickwinkel
	Peso / 50 puntos led	Weight / 50 LED points	Poids / 50 points LED	Gewicht / 50 LED-Punkte
	Peso	Weight	Poids	Gewicht
	Peso estático máximo	Maximum static weight	Poids statique maximum	Maximales statisches Gewicht

	ITALIANO	PORTUGUÊS	РУССКИЙ ЯЗЫК	POLSKI
	Consente installazione SUPERIORE di ØXmm	Permite instalação TOP com Ø de X mm	Позволяет ВЕРХНИЮЮ установку ØX мм	Umożliwia montaż poziomy
	Luce certificata dall'Istituto di Astrofisica delle Canarie	Luminária certificada pelo Instituto de Astrofisica de Canárias	Светильники, сертифицированные Институтом астрофизики Канарских островов	Oprawa certyfikowana przez instytut astrofizyki wysp kanaryjskich
	Flusso emisfero superiore	Fluxo luminoso emitido acima do plano horizontal (FHS)	Световой поток верхнего полушария	Strumień półprzestrzenny górny (SPG)
	Sodio ad alta pressione	Vapor de sódio de alta pressão (VSAP)	Натриевая газоразрядная лампа (VSAP)	Wysokociśnieniowy sód (WCS)
	Alogenuri metallici (AM)	Iodetos Metálicos (HM)	Металлогалогенные лампы (МГЛ)	Metalohalogenki (HM)
	Colonna	Coluna	Колонка	Stup
	Bulloni	Parafusos	Болты	Śruby
	Placca	Placa	Панель	Szablon
	Piastrina semplice	Suporte simples	Одноместный кронштейн	Uchwyt pojedynczy
	Piastrina doppia	Suporte duplo	Двухместный кронштейн	Uchwyt krzyżowy
	Chiave	Chave	Ключ	Klucz
	Kit solare	Kit solar	Комплект солнечных элементов	Zestaw solarny
	Efficienza Energetica	Eficiência Energética	Энергосбережение	Efektywność energetyczna
	Bit	Bit	Bit	Bit
	Interattivo	Interativo	интерактивный	podłoga interaktywna
	N° leds / punto	N° de leds/ponto	Количество светодиодов на пиксель	Ilość LED/punkt
	N° di Leds / m2	N° de Leds / m ²	Количество светодиодов на м2	Liczba diod LED na m2
	Composizione pixel	Composição do pixel	Состав пикселя	Skład pikseli
	Distanza, espressa in mm, fra i pixel	Distância entre pixels mm	Расстояние между пикселями, мм	Odległość pomiędzy pikselami (w mm)
	Composizione pixel	Composição do pixel	Состав пикселя	Skład pikseli
	Potenza consumo massimo / m2	Potência de consumo máxima / m ²	Максимальная потребляемая мощность / м2	Maksymalna moc wejściowa na m2
	Distanza di visione consigliata	Distância de visão recomendada	Рекомендуемое расстояние зрительного восприятия	Rekomendowana odległość oglądania
	Angolo di visione orizzontale	Ângulo de visão horizontal	Горизонтальный угол изображения	Kąt patrzenia poziomy
	Angolo di visione verticale	Ângulo de visão vertical	Вертикальный угол изображения	Kąt patrzenia pionowy
	Peso / 50 punti led	Peso/50 pontos de LED	Вес	Waga na 50 punktów LED
	Peso	Peso	Максимальный статический вес	Waga
	Peso statico massimo	Peso estático máximo	Вес 50 светодиодов	Maksymalna waga statyczna

	ESPAÑOL	ENGLISH	FRANÇAIS	DEUTSCH
	IP frontal	Front IP	IP frontal	IP vorne
	IP posterior	Back IP	IP postérieur	IP hinten
	Brillo	Brightness	Brillant	Glanz
	Escala de grises	Grey scale	Niveaux de gris	Grauskala
	Megahercios de la pantalla	Screen megahertz	Mégahertz de l'abat-jour	Mhz Display
	Colores	Colours	Couleurs	Farben
	Humedad de trabajo	Working humidity	Humidité de fonctionnement	Betriebsfeuchtigkeit
	Horas de vida	Life (in hours)	Durée de vie en heures	Betriebsstunden
	Alimentación	Power supply	Alimentation	Stromversorgung
	Frecuencia alimentación	Supply frequency	Fréquence d'alimentation	Frequenz Stromversorgung

MATERIALES | MATERIALS | MATÉRIAUX | MATERIALIEN | MATERIALI | MATERIAIS | МАТЕРИАЛЫ | MATERIAŁY

	ESPAÑOL	ENGLISH	FRANÇAIS	DEUTSCH
	PLÁSTICO ABS	ABS PLASTIC	PLASTIQUE ABS	SPRITZKUNSTSTOFF ABS
	ACRÍLICO	ACRYLIC	ACRYLIQUE	ACRYL
	ALUMINIO	ALUMINIUM	ALUMINIUM	ALUMINIUM
	ALUMINIO ANODIZADO	ANODIZED ALUMINIUM	ALUMINIUM ANODISÉ	ELOXIERTES ALUMINIUM
	ALUMINIO EXTRUSIONADO	EXTRUDED ALUMINIUM	EXTRUDÉ D'ALUMINIUM	EXTRUDIERTES ALUMINIUM
	ALUMINIO INYECTADO	INJECTED ALUMINIUM	ALUMINIUM INJECTÉ	SPRITZALUMINIUM
	ALUMINIO DE ALTA PUREZA	HIGH PURITY ALUMINUM	ALUMINIUM HAUTE PURETÉ	ALUMINIUM MIT HOHEM REINHEITSGRAD
	DM (TABLERO DE FIBRA DE DENSIDAD MEDIA)	MDF (MEDIUM DENSITY FIBREBOARD)	MDF (PANNEAU DE FIBRES À DENSITÉ MOYENNE)	MDF-PLATTE (MITTELDICHTE HOLZFASERPLATTE)
	LATÓN PULIDO	POLISH BRASS	LAITON POLI	MESSING POLIERT
	ALGODÓN	COTTON	COTON	BAUMWOLLE
	MATIZADO	MATTE	MAT	MATTIERT
	CRISTAL	GLASS	VERRE	GLAS
	CRISTAL BISELADO Y SATINADO	BEVELED AND SATIN GLASS	VERRE BISEAUTÉ ET SATINÉ	GESCHLIFFENES UND SATINIERTES GLAS
	CRISTAL BISELADO	BEVELED GLASS	VERRE BISEAUTÉ	GESCHLIFFENER GLAS
	CRISTAL BURBUJA	BUBBLED GLASS	VERRE À BULLES	BLASENGLAS

	ITALIANO	PORTUGUÊS	РУССКИЙ ЯЗЫК	POLSKI
	IP anteriore	IP frontal	IP спереди	Frontowe IP
	IP Posteriore	IP posterior	IP сзади	Tyłne IP
	Lucentezza	Brilho	Яркость	Jasność
	Scala dei grigi	Escala de cinza	Шкала серого	Skala szarości
	Megahertz del paralume	Megahertz da tela	Мегагерцы экрана	Częstotliwość odświeżania ekranu
	Colori	Cores	Цвета	Kolory
	Umidità di funzionamento	Humidade de funcionamento	Рабочая влажность	Wilgotność pracy
	Ore di vita utile	Horas de vida	Срок службы в часах	Żywotność (w godzinach)
	Alimentazione	Alimentação	Питание	Zasilanie
	Frequenza alimentazione	Frequência de alimentação	Частота питания	Częstotliwość wejściow

























	ITALIANO	PORTUGUÊS	РУССКИЙ ЯЗЫК	POLSKI
	PLASTICA ABS	PLÁSTICO ABS	ABS ПЛАСТИК	PLASTIK ABS
	ACRILICO	ACRILICO	АКРИЛОВЫЙ	AKRYL
	ALLUMINIO	ALUMINIO	АЛЮМИНИЙ	ALUMINIUM
	ALLUMINIO ANODIZZATO	ALUMINIO ANODIZADO	АНОДИРОВАННЫЙ АЛЮМИНИЙ	ALUMINIUM ANODOWANE
	ESTRUSO DI ALLUMINIO	ALUMÍNIO EXTRUDIDO	ПРЕССОВАННЫЙ АЛЮМИНИЙ	WYCISKANE ALUMINIUM
	ALLUMINIO PRESSOFUSO	ALUMÍNIO INJECTADO	ИНЖЕКТИРОВАННЫЙ АЛЮМИНИЙ	WTRYSKIWANE ALUMINIUM
	ALLUMINIO DI ALTA PUREZZA	ALUMÍNIO DE ELEVADA PUREZA	АЛЮМИНИЙ ВЫСОКОЙ ЧИСТОТЫ	ALUMINIUM WYSOKIEJ CZYSTOŚCI
	MDF (PANNELLO DI FIBRA A MEDIA DENSITÀ)	MDF (PAINEL DE FIBRA DE MADEIRA DE MÉDIA DENSIDADE)	(МДФ) ДРЕВЕСНОВОЛОКНИСТАЯ ПЛИТА СРЕДНЕЙ ПЛОТНОСТИ	PŁYTA MDF (MEDIUM DENSITY FIBREBOARD)
	OTTONE LEVIGATO	LATÃO POLIDO	ПОЛИРОВАННАЯ ЛАТУНЬ	MOSIADZ POLEROWANY
	COTONE	ALGODÃO	ХЛОПОК	BAWEŁNA
	SFUMATO	MATIZADO	ПОЛЯРИЗОВАННЫЙ	MAT
	VETRO	VIDRO	СТЕКЛО	SZKŁO
	VETRO BISELLATO SATINATO	VIDRO SATINADO COM MOLDURA FACETADA	ФАЦЕТИРОВАННОЕ И САТИНИРОВАННОЕ СТЕКЛО	SZKŁO FAZOWANE SATYNOWE
	VETRO BISELLATO	VIDRO COM MOLDURA FACETADA	ФАЦЕТИРОВАННОЕ СТЕКЛО	SZKŁO FAZOWANE
	VETRO BOLLICOSO	VIDRO COM BOLHAS	ПУЗЫРЧАЩЕЕСЯ СЕКЛО	SZKŁO Z PĘCZERZYKAMI

	ESPAÑOL	ENGLISH	FRANÇAIS	DEUTSCH
	CRISTAL DECORADO	DECORATED GLASS	VERRE DÉCORÉ	DEKORIERTES GLAS
	CRISTAL GLASEADO	FROSTED GLASS	VERRE GIVRÉ	SATINIERTES GLAS
	CRISTAL TEMPLADO	HARDENED GLASS	VERRE TREMPÉ	GEHÄRTETES DURCHSICHTIGES GLAS
	CRISTAL LUPA	MAGNIFYNG GLASS	VERRE GROSSISSANT	LUPENGLAS
	CRISTAL MATE	MATT GLASS	VERRE MAT	GLAS MATT
	CRISTAL OPAL	OPAL GLASS	VERRE OPALIN	OPAL GLAS
	CRISTAL RÚSTICO	RUSTIC GLASS	VERRE RUSTIQUE	RUSTIKALES GLAS
	CRISTAL SATINADO	SATIN GLASS	VERRE SATINÉ	GLAS SATINIERT
	CRISTAL AHUMADO	SMOKED GLASS	VERRE FUMÉ	RAUCHGLAS
	CRISTAL TRANSPARENTE	TRANSPARENT GLASS	VERRE TRANSPARENT	TRANSPARENTES GLAS
	CRISTAL EXTRA BLANCO	EXTRA WHITE GLASS	VERRE EXTRA BLANC	GLAS EXTRA WEISS
	POLIETILENO DE ALTA DENSIDAD	HIGH DENSITY POLYTHYLENE	POLYÉTHYLÈNE HAUTE DENSITÉ	HOCHDICHTER POLYETHEN
	ACERO INOXIDABLE AISI 202	STAINLESS STEEL AISI 202	ACIER INOXYDABLE AISI 202	ROSTFREIER STAHL AISI 202
	ACERO INOXIDABLE AISI 304	STAINLESS STEEL AISI 304	ACIER INOXYDABLE AISI 304	ROSTFREIER STAHL AISI 304
	ACERO INOXIDABLE AISI 316	STAINLESS STEEL AISI 316	ACIER INOXYDABLE AISI 316	ROSTFREIER STAHL AISI 316
	ESPEJO	MIRROR	MIROIR	SPIEGEL
	POLICARBONATO	POLYCARBONATE	POLYCARBONATE	POLYKARBONAT
	POLICARBONATO MATE	MATT POLYCARBONATE	POLYCARBONATE MAT	POLYKARBONAT MATT
	POLICARBONATO OPAL	OPAL POLYCARBONATE	POLYCARBONATE OPALE	POLYKARBONAT OPAL
	POLICARBONATO PRISMATIZADO	PRISMATIC POLYCARBONATE	POLYCARBONATE PRISMATIQUE	POLYKARBONAT PRISMATISIERT
	POLICARBONATO TRANSPARENTE	TRANSPARENT POLYCARBONATE	POLYCARBONATE TRANSPARENT	POLYKARBONAT TRANSPARENT
	POLIETILENO	POLYTHYLENE	POLYÉTHYLÈNE	POLYÄTHYLEN
	PMMA	PMMA	PMMA	PMMA
	PMMA MATE	MATT PMMA	PMMA MAT	PMMA MATT
	PMMA TRANSPARENTE	TRANSPARENT PMMA	PMMA TRANSPARENT	PMMA TRANSPARENT
	PMMA OPAL MATE	SATIN OPAL PMMA	PMMA OPALE SATINÉ	PMMA OPAL MATT
	PMMA PRISMATIZADO	PRISMATIC PMMA	PMMA PRISMATIQUE	PMMA PRISMATISIERT






















	ITALIANO	PORTUGUÊS	РУССКИЙ ЯЗЫК	POLSKI
	CRISTALLO DECORATO	VIDRO DECORADO	ДЕКОРАТИВНОЕ СТЕКЛО	SZKŁO DEKOROWANE
	VETRO SATINATO	VIDRO POLIDO	МАТОВОЕ	SZKŁO SZRONIONE
	VETRO TEMPERATO	VIDRO ENDURECIDO	ЗАКАЛЁННОЕ СТЕКЛО	SZKŁO HARTOWANE
	VETRO CON LENTE EFFETTO DIFFONDENTE	VIDRO TIPO LUPA	УВЕЛИЧИТЕЛЬНОЕ СТЕКЛО	SZKŁO POWIĘKSZAJĄCE
	VETRO MATIZZATO	VIDRO MATE	МАТОВОЕ СЕКЛО	MATOWE SZKŁO
	VETRO OTTICO	VIDRO OPALINO	МАТОВОЕ СТЕКЛО	SZKŁO MLECZNE
	VETRO RUSTICO	VIDRO RÚSTICO	ГРУБОЕ СТЕКЛО	SZKŁO RUSTYKALNE
	VETRO SATINATO	VIDRO ACETINADO	СТЕКЛО САТИНОВОЕ	SZKŁO SATYNOWE
	VETRO FUMÉ	VIDRO FUMADO	ДЫМЧАТОЕ СТЕКЛО	SZKŁO DYMIONE
	VETRO TRASPARENTE	VIDRO TRANSPARENTE	ПРОЗРАЧНОЕ СТЕКЛО	PRZEZROCZYSTE SZKŁO
	VETRO EXTRA BIANCO	VIDRO EXTRA BRANCO	ДОПОЛНИТЕЛЬНОЕ БЕЛОЕ СТЕКЛО	EXTRA BIAŁE SZKŁO
	POLIETILENO AD ALTA DENISTA	POLIETILENO DE ALTA DENSIDADE	ПОЛИЭТИЛЕН ВЫСОКОЙ ПЛОТНОСТИ	POLIETYLEN WYSPIEJ GĘSTOŚCI
	ACCIAIO INOSSIDABILE AISI 202	AÇO INOXIDÁVEL AISI 202	НЕРЖАВЕЮЩАЯ СТАЛЬ AISI 202	STAL NIERDZEWNA AISI 202
	ACCIAIO INOSSIDABILE AISI 304	AÇO INOXIDÁVEL AISI 304	НЕРЖАВЕЮЩАЯ СТАЛЬ AISI 304	STAL NIERDZEWNA AISI 304
	ACCIAIO INOSSIDABILE AISI 316	AÇO INOXIDÁVEL AISI 316	НЕРЖАВЕЮЩАЯ СТАЛЬ	STAL NIERDZEWNA AISI 316
	SPECCHIO	ESPELHO	ЗЕРКАЛО	LUSTRO
	POLICARBONATO	POLICARBONATO	ПОЛИКАРБОНАТ	POLIWEGLANOWY
	POLICARBONATO MATIZZATO	POLICARBONATO MATE	МАТОВЫЙ ПОЛИКАРБОНАТ	MATOWY POLIWEGLAN
	POLICARBONATO OPALE	POLICARBONATO OPALINO	ОПАЛОВЫЙ ПОЛИКАРБОНАТ	OPALIZOWANY POLIWEGLAN
	POLICARBONATO PRISMATICO	POLICARBONATO PRISMÁTICO	ПРИЗМАТИЧЕСКИЙ ПОЛИКАРБОНАТ	PRYZMATYCZNY POLIWEGLAN
	POLICARBONATO TRASPARENTE	POLICARBONATO TRANSPARENTE	ПРОЗРАЧНЫЙ ПОЛИКАРБОНАТ	PRZEZROCZYSTY POLIWEGLAN
	POLIETILENE	POLIETILENO	ПОЛИЭТИЛЕН	POLIETYLEN
	PMMA	PMMA	PMMA	PMMA
	PMMA MATIZZATO	PMMA MATE	МАТОВЫЙ PMMA	MATOWY PMMA
	PMMA TRANSPARENTE	PMMA TRANSPARENTE	ПРОЗРАЧНЫЙ PMMA	PRZEZROCZYSTY PMMA
	PMMA OPALE MATIZZATO	PMMA OPALINO SATINADO	РАСSEИВАЮЩЕЕ PMMA ОПАЛОВОЕ	SATYNOWY OPALIZOWANY PMMA
	PMMA PRISMATICO	PMMA PRISMÁTICO	ПРИЗМАТИЧЕСКОЕ СТЕКЛО	PRYZMATYCZNY PMMA

	ESPAÑOL	ENGLISH	FRANÇAIS	DEUTSCH
	ALGODÓN PLASTIFICADO	PLASTICIZED COTTON	COTON PLASTIFIÉ	BAUMWOLLE
	CONTRACHAPADO	PLYWOOD	CONTREPLAQUÉ	SPERRHOLZ
	YESO	PLASTER	GYPSE	VERPUTZ
	POLIPROPILENO	POLYPROPYLENE	POLYPROPYLÈNE	POLYPROPYLEN
	PLÁSTICO MATE	MATT PLASTIC	PLASTIQUE MAT	KUNSTSTOFF SCHATTIERT
	POLIURETANO	POLYURETHANE	POLYURÉTHANE	POLYURETHAN
	PVC	PVC	PVC	PVC
	RESINA	RESIN	RÉSINE	HARZ
	SILICONA	SILICONE	SILICONE	SILIKON
	SEDA	SILK	SOIE	SEIDE
	ACERO	STEEL	ACIER	STAHL
	ACERO FUNDIDO	CAST STEEL	ACIER COULÉ	GUSSSTAHL
	ACERO ACABADO EPOXY	EPOXY FINISH STEEL	ACIER FINITION ÉPOXY	STAHL, FERTIGVERARBEITUNG MIT EPOXY-LACKIERUNG
	TECNOPLÍMERO	TECHNOPOLYMER	TECHNOPOLYMÈRE	TECHNOPOLYMER
	TERMOPLÁSTICO	THERMOPLASTIC	THERMOPLASTIQUE	THERMOPLASTIK
	PROTECCIÓN UVA	UVA PROTECTION	PROTECTION UVA	UV-SCHUTZ
	CRISTAL UVA	UVA GLASS	VERRE UV.	UV-GLAS
	MADERA	WOOD	BOIS	HOLZ
	ZAMAK	ZAMAK	ZAMAK	ZAMAK
	MATERIAL DIFUSOR	DIFFUSER MATERIAL	MATÉRIAU DIFFUSEUR	DIFFUSORMATERIAL
	MATERIAL PANTALLA	SHADE MATERIAL	MATÉRIAU ABAT-JOUR	SCHIRMMATERIAL
	MATERIAL PALAS	BLADES MATERIAL	MATÉRIAU DES PALES	FLÜGELMATERIAL

	ITALIANO	PORTUGUÊS	РУССКИЙ ЯЗЫК	POLSKI
	COTONE PLASTIFICATO	ALGODAO PLASTIFICADO	УПЛОТНЕННЫЙ ХЛОПОК	POWLEKANA BAWĘŁNA
	COMPENSATO	CONTRAPLACADO	ФАНЕРА	SKLEJKA
	GESSO	GESSO	ГИПС	GIPS
	POLIPROPILENE	POLIPROPILENO	ПОЛИПРОПИЛЕН	POLIPROPYLEN
	PLASTICA MATIZZATA	PLÁSTICO FOSCO	МАТОВЫЙ ПЛАСТИК	MATOWE TWORZYWO SZTUCZNE
	POLIURETANO	POLIURETANO	ПОУЛИРИТАН	POLIURETAN
	PVC	PVC	PVC	PVC
	RESINA	RESINA SINTÉTICA	РЕЗИНА	ŻYWICA
	SILICONE	SILICONE	СИЛИКОН	SILIKON
	SETA	SEDA	ШЕЛК	JEDWAB
	ACCIAIO	AÇO	СТАЛЬ	STAL
	ACCIAIO FUSO	AÇO FUNDIDO	ЛИТАЯ СТАЛЬ	STAL PRASOWANA
	ACCIAIO ALLUMINIO PRESSOFUSO	AÇO COM ACABAMENTO EPOXY	ЭПОКСИДНОЕ ПОКРЫТИЕ СТАЛИ	STAL WYKOŃCZONA EPOKSYDOWO
	TECNOPOLIMERO	TECNOPOLÍMERO	ТЕХНОПОЛИМЕР	TECHNOPOLIMER
	TERMOPLASTICA	TERMOPLÁSTICO	ТЕРМОПЛАСТИК	TERMOPLASTYCZNY
	PROTEZIONE RAGGI UVA	PROTEÇÃO UVA	ЗАЩИТА ОТ УФЛ	OCHRONA UVA
	VETRO UVA	VIDRO UVA	СТЕКЛО С ЗАЩИТОЙ ОТ УЛЬТРАФИОЛЕТОВЫХ ЛУЧЕЙ	SZKŁO UVA
	LEGNO	MADEIRA	ДЕРЕВО	DREWNO
	ZAMAK	ZAMAK	ZAMAK	ZAMAK
	MATERIALE DEL DIFFUSORE	MATERIAL DIFUSOR	МАТЕРИАЛ РАССЕЙВАТЕЛЯ	MATERIAŁ ROZPRASZAJĄCY
	MATERIALE DEL PARALUME	MATERIAL ABAT-JOUR	МАТЕРИАЛ АБАЖУРА	MATERIAŁ ABAŻURU
	MATERIALE DELLE PALE	MATERIAL PÁS	МАТЕРИАЛ ЛОПАСТИ	MATERIAŁ ŚMIGŁA

	ESPAÑOL	ENGLISH	FRANÇAIS	DEUTSCH
 05 60	NEGRO	BLACK	NOIR	SCHWARZ
 06	COBRE	COPPER	CUIVRE	KUPFER
 10	NARANJA	ORANGE	ORANGE	ORANGE
 11	AZUL	BLUE	BLEU	BLAU
 13	MAGENTA	MAGENTA	MAGENTA	MAGENTA (ROSA)
 14 BL	BLANCO	WHITE	BLANC	WEISS
 15	ÁMBAR	AMBER	AMBRÉ	BERNSTEINFARBE
 16	BLANCO ANTIGUO	OLD WHITE	BLANC ANCIEN	ALT WEISS
 18 Z6	MARRÓN ÓXIDO	RUSTY BROWN	MARRON ROUILLE	BRAUNROST
 19	BRONCE	BRONZE	BRONZE	BRONZE
 20	BEIGE	BEIGE	BEIGE	BEIGE
 21 CR	CROMO	CHROME	CHROME	CHROM
 22	LATÓN PULIDO	POLISH BRASS	LAITON POLI	MESSING POLIERT
 23	DORADO	GOLDEN	DORÉ	GOLDEN
 24	AMARILLO	YELLOW	JAUNE	GELB (GELB/GRÜN)
 25	ROJO	RED	ROUGE	ROT
 34 GR N3 AJ AT AU	GRIS	GREY	GRIS	GRAU
 37	TRANSPARENTE	TRANSPARENT	TRANSPARENT	DURCHSICHTIG
 48	ACERO CINCADO	ZINC PLATED STEEL	ACIER ZINGUÉ	VERZINKTER STAHL
 54 BK J2	ALUMINIO ANODIZADO	ANODIZED ALUMINIUM	ALUMINIUM ANODISÉ	ALUMINIUM ELOXIERT
 93	MADERA CLARA	LIGHT WOOD	BOIS BLOND	HELLES HOLZ
 94	ANODIZADO ORO	GOLD ANODIZING	ANODISÉ OR	ELOXAL-SCHICHT GOLD
 81 Ns	NÍQUEL SATINADO	SATIN NICKEL	NICKEL SATINÉ	NICKEL SATINIERT
 AL AW	ALUMINIO	ALUMINIUM	ALUMINIUM	ALUMINIUM
 AV	ACERO GALVANIZADO	GALVANISED STEEL	ACIER GALVANISÉ	GALVANISIERTES STAHL
 AS	NEGRO BRILLANTE / BLANCO BRILLANTE / CROMO	SHINY BLACK / SHINY WHITE / CHROME	NOIR BRILLANT / BLANC BRILLANT / CHROME	SCHWARZ GLÄNZEND / WEISS GLÄNZEND / CHROM
 BB	CABEZAL EN GRIS (AU) + COLUMNA EN NEGRO (BP)	HEAD IN GREY (AU) + COLUMN IN BLACK (BP)	TÊTE EN GRIS (AU) + MÂT EN NOIR (BP)	KOPFSTÜCK IN GRAU (AU) + SÄULE IN SCHWARZ (BP)

	ITALIANO	PORTUGUÊS	РУССКИЙ ЯЗЫК	POLSKI
	NERO	PRETO	ЧЕРНЫЙ	CZARNY
	RAME	COBRE	МЕДЬ	MIĘDZIANY
	ARANCIONE	LARANJA	ОРАНЖЕВЫЙ	POMARAŃCZOWY
	BLU	AZUL	СИНИЙ	NIEBIESKI
	MAGENTA	MAGENTA (ROSA)	МАДЖЕНТА	MAGENTA
	BIANCO	BRANCO BRILHANTE	БЕЛЫЙ	BIAŁY
	AMBRA	ÂMBAR	ЯНТАРНЫЙ	BURSZTYN
	BIANCO ANTICHIZZATO	BRANCO VELHO	СТАРИННЫЙ БЕЛЫЙ	STARY BIAŁY
	MARRONE OSSIDATO	CASTANHO OXIDADO	РЖАВО-КОРИЧНЕВЫЙ	RDZAWY BRĄZ
	BRONZO	BRONZE	БРОНЗА	BRĄZ
	BEIGE	BEGE	БЕЖЕВЫЙ	BEZ
	CROMO	CROMO	ХРОМ	CHROMOWANY
	OTTONE LEVIGATO	LATÃO POLIDO	ПОЛИРОВАННАЯ ЛАТУНЬ	MOSIĄDZ POLEROWANY
	ORO	DOURADO	ПОЗОЛОЧЕННЫЙ	ZŁOTY
	GIALLO	AMARELO	ЛАЙМ	CYTRYNOWY
	ROSSO	VERMELHO	КРАСНЫЙ	CZERWONY
	GRIGIO	CINZENTO	СЕРЫЙ	SZARY
	TRASPARENTE	TRANSPARENTE	ПРОЗРАЧНЫЙ	PRZEZROCZYSTE
	ACCIAIO ZINCATO	AÇO ZINCADO	ОЦИНКОВАННАЯ СТАЛЬ	OCYNKOWANA STAL
	ALLUMINIO ANODIZZATO	ALUMINIO ANODIZADO	АНОДИРОВАННЫЙ АЛЮМИНИЙ	ALUMINIUM ANODOWANE
	LEGNO CHIARO	MADEIRA CLARA	СВЕТЛОЕ ДЕРЕВО	JASNE DREWNO
	ANODIZZATO ORO	ANODIZADO OURO	АНОДИРОВАННЫЙ ЗОЛОТИСТЫЙ	ANODOWANE ZŁOTO
	NÍCHEL SATINATO	NÍQUEL ACETINADO	САТИНОВЫЙ НИКЕЛЬ	SZCZOTKOWANY NIKIEL
	ALLUMINIO	ALUMINIO	АЛЮМИНИЙ	ALUMINIUM
	ACCIAIO GALVANIZZATO	AÇO GALVANIZADO	ОЦИНКОВАННАЯ СТАЛЬ	STAL GALWANIZOWANA
	NERO BRILLANTE / BIANCO BRILLANTE / CROMO	PRETO BRILHANTE / BRANCO BRILHANTE / CROMO	ЧЕРНЫЙ БЛЕСТЯЩИЙ / БЕЛЫЙ БЛЕСТЯЩИЙ / ХРОМ	LSNIAĆY CZARNY/LSNIAĆY BIAŁY/ CHROMOWANY
	TESTATA IN GRIGIO (AU) + COLONNA IN NERO	CABEÇAL EM CINZENTO (AU) + COLUNA EM PRETO (BP)	ГОЛОВКА СЕРОГО ЦВЕТА (AU) + КОЛОННА ЧЕРНОГО ЦВЕТА (BP)	GŁOWICA W SZAROŚCI (AU) + SŁUP W CZERNI (BP)

	ESPAÑOL	ENGLISH	FRANÇAIS	DEUTSCH
 BP	NEGRO (PINTURA EN POLVO)	BLACK (POWDER PAINT)	NOIR (PEINTURE EN POUDRE)	SCHWARZ (PULVERLACK)
 BS	GRIS RAL 9007	GREY RAL 9007	GRIS RAL 9007	GRAU RAL 9007
 BX S2	ALUMINIO CEPILLADO	BRUSHED ALUMINIUM	ALUMINIUM BROSSÉ	ALUMINIUM GEBÜRSTET
 BY	ARENA	BEIGE FABRIC	BEIGE	SANDFARBE
 CA	ACERO INOXIDABLE AISI 316	STAINLESS STEEL AISI 316	ACIER INOXYDABLE AISI 316	ROSTFREIER STAHL AISI 316
 CC	GRIS ENVEJECIDO	OLD GREY	GRIS VIEILLI	ALT GRAU
 CF	BLANCO BRILLANTE	BRIGHT WHITE	BLANC BRILLANT	WEISS GLÄNZEND
 CI	MARRÓN	BROWN	MARRON	BRAUN
 CS	GRIS CEMENTO	CEMENT GREY	GRIS CIMENT	ZEMENTGRAU
 E2	ORO VIEJO	OLD GOLD	OR VIEILLI	ALTGOLD
 E4	PATINÉ	ANTIQUE BRASS	PATINÉ	ALTMESSING
 F5	ORO PINTADO	PAINTED GOLD	OR PEINT	GOLDFARBEN LACKIERT
 J6	MARRÓN	BROWN	MARRON	BRAUN
 J7	MARRÓN COBRIZO	COPPER BROWN	MARRON CUIVRÉ	KUPFERROT BRAUN
 K7	GRIS PIEDRA	STONE GREY	GRIS PIERRE	STEINGRAU
 TO01	TRAMADO BEIGE	PERFORATED BEIGE	PERFORÉ BEIGE	GEWIRKT BEIGE
 T4	PLATA RÚSTICA	RUSTIC SILVER	ARGENT RUSTIQUE	RUSTIKALES SILBER
 V7	COBRE VIEJO	OLD COPPER	CUIVRE VIEUX	ALTES KUPFER
 Y2	MARRÓN ENVEJECIDO	OLD BROWN	MARRON VIEILLI	ALTBRAUN
 Y4	ACERO INOXIDABLE AISI 202/304	STAINLESS STEEL AISI 202/304	ACIER INOXYDABLE AISI 202/304	ROSTFREIER STAHL AISI 202/304
 Z5 BQ	GRIS URBANO	URBAN GREY	GRIS URBAIN	ANTHRAZIT

	ITALIANO	PORTUGUÊS	РУССКИЙ ЯЗЫК	POLSKI
	NERO (VERNICE IN POLVERE)	PRETO (PINTURA EM PÓ)	ЧЕРНЫЙ (ПОРОШКОВАЯ КРАСКА)	CZARNY (FARBA PROSZKOWA)
	GRIGIO RAL 9007	CINZENTO RAL 9007	СЕРЫЙ RAL 9007	SZARY RAL 9007
	ALLUMINIO SPAZZOLATO	ALUMÍNIO ESCOVADO	МАТОВЫЙ АЛЮМИНИЙ	SZCZOTKOWANE ALUMINIUM
	SABBIA	AREIA	ПЕСОЧНЫЙ	BEZ
	ACCIAIO INOSSIDABILE AISI 316	AÇO INOXIDÁVEL AISI 316	НЕРЖАВЕЮЩАЯ СТАЛЬ	STAL NIERDZEWNA AISI 316
	GRIGIO ANTICO	CINZA ENVELHECIDO	СЕРЫЙ АНТИЧНЫЙ	STARY SZARY
	BIANCO LUCIDO	BRANCO BRILLANTE	БЕЛЫЙ БЛЕСТЯЩИЙ	JASNY BIAŁY
	MARRONE	CASTANHO	КОРИЧНЕВЫЙ	BRAZOWY
	GRIGIO CEMENTO	CINZA CIMENTO	СЕРЫЙ ЦЕМЕНТНЫЙ	W KOLORZE SZAREGO CEMENTU
	ORO ANTICO	OURO VELHO	СТАРОЕ ЗОЛОТО	STARE ZŁOTO
	PATINATO	PATINÉ	ПАТИНЕ	MOSIĄDZ ANTYCZNY
	ORO VERNICIATO	OURO PINTADO	ОКРАСКА ПОД ПОЗОЛОТУ	MALOWANE ZŁOTO
	MARRONE	CASTANHO	КОРИЧНЕВЫЙ	BRAZOWY
	MARRONE COLOR RAME	CASTANHO ACOBREADO	КОРИЧНЕВАЯ МЕДЬ	MIEDZIOWY BRAZ
	GRIGIO PIETRA	CINZENTO PEDRA	СЕРЫЙ КАМЕНЬ	SZARY KAMIEŃ
	TRAMATURA BEIGE	PERFURADO BEGE	БЕЖЕВЫЙ СЕТИ	BEŻOWY PERFOROWANY
	ARGENTO RUSTICO	PRATA RÚSTICA	НЕОБРАБОТАННОЕ СЕРЕБРО	RUSTYKALNE SREBRO
	RAME ANTICATO	COBRE VELHO	СТАРАЯ МЕДЬ	STARA MIEDZ
	MARRONE ANTICHIZZATO	CASTANHO ENVELHECIDO	БРАУН АНТИК	STARY BRAZOWY
	ACCIAIO INOSSIDABILE AISI 202/304	AÇO INOXIDÁVEL AISI 202/304	НЕРЖАВЕЮЩАЯ СТАЛЬ AISI 202/304	STAL NIERDZEWNA AISI 202/304
	GRIGIO URBANO	CINZENTO URBANO	ГОРОДСКОЙ СЕРЫЙ	SZARY MIEJSKI

IMPORTANT INFORMATION

- Todos los derechos reservados. Ninguna parte de este libro puede ser reproducida en ningún formato de papel o electrónico, sin el consentimiento previo del editor o de los propietarios de los derechos.
- All rights reserved. No part of this publication may be reproduced or transmitted in any form or by any means, electronic storage and retrieval system, without permission in writing from the copyright owner(s).
- Tous droits réservés. Aucune partie de ce livre ne pourra être reproduite en format papier ou électronique sans l'autorisation préalable de l'éditeur ou du propriétaire des droits.
- Sämtliche Rechte vorbehalten. Kein Teil dieses Buches darf weder in Papier- oder elektronischem Format ohne ausdrückliche Zustimmung des Herausgebers oder der Inhaber der Urheberrechte wiedergegeben oder vervielfältigt werden.
- Tutti i diritti riservati. Nessuna parte di questo catalogo può essere riprodotta in nessun formato cartaceo o elettronico, senza la previa autorizzazione dell'editore o dei proprietari dei diritti.
- Todos os direitos reservados. Nenhuma parte deste livro pode ser reproduzida em qualquer formato de papel ou electrónico, sem o consentimento prévio do editor ou dos proprietários dos direitos.
- Все права защищены. Запрещено использование любого материала из данного каталога без специального разрешения носителя прав собственности.
- Wszelkie prawa zastrzeżone. Żadna część tej publikacji nie może być kopiowana lub transmitowana w jakiegokolwiek formie lub w jakikolwiek sposób przechowywana elektronicznie bez pisemnego pozwolenia posiadacza praw autorskich.

Debido a la constante evolución tecnológica del LED, los productos que incluyen esta fuente de luz pueden experimentar variaciones en sus características técnicas con el objetivo de poder ofrecer siempre las máximas prestaciones en nuestros productos.

Due to the constant evolution of LED technology, those products which contain this light source can vary in their technical characteristics so as to ensure that we can always offer maximum product performance.

En raison de l'évolution constante de la technologie LED, les produits dotés de cette source lumineuse peuvent connaître des variations dans leurs caractéristiques techniques, en vue de toujours en optimiser les prestations.

Aufgrund der kontinuierlichen Fortschritte bei der LED-Technik, mit denen wir sicherstellen, dass wir stets Artikel auf dem neusten Stand der Technik liefern, können sich die Merkmale der Produkte dieser Lichtquelle ändern.

A causa della costante evoluzione tecnologica del LED, i prodotti che contengono questa fonte di luce possono subire variazioni nelle loro caratteristiche tecniche con l'obiettivo di offrire sempre massime prestazioni.

Devido à constante evolução tecnológica do LED, os produtos que incluem esta fonte de luz podem apresentar variações nas suas características técnicas com o objetivo de garantir sempre o máximo desempenho dos nossos produtos.


В силу постоянного технологического прогресса в области производства светодиодов, технические характеристики нашей продукции, в которой используется этот источник света, могут претерпевать изменения, всегда с целью обеспечения наилучших потребительских свойств.

Z uwagi na ciągły rozwój technologiczny LED, produkty które zawierają to źródło światła mogą ulegać zmianom pod względem właściwości technicznych, tak aby móc zawsze oferować maksymalną ilość świadczeń w naszych produktach.


OTHER LEDS-C4 CATALOGUES



DISEÑO CONTEMPORÁNEO
CONTEMPORARY DESIGN
DESIGN CONTEMPORAIN
ZEITGENÖSSISCHES DESIGN
DESIGN CONTEMPORANEO
DESIGN CONTEMPORÁNEO
СОВРЕМЕННЫЙ ДИЗАЙН
WSPÓŁCZESNY DESIGN



ILUMINACIÓN PARA HOTELES
HOTEL LIGHTING
ÉCLAIRAGE HÔTELIER
HOTELBELEUCHTUNG
ILLUMINAZIONE PER HOTEL
ILUMINAÇÃO PARA HOTÉIS
ОСВЕЩЕНИЕ ДЛЯ ОТЕЛЕЙ
OŚWIETLENIE DLA HOTELI




ILUMINACIÓN COMERCIAL
COMMERCIAL LIGHTING
ÉCLAIRAGE COMMERCIAL
SHOPBELEUCHTUNG
ILLUMINAZIONE COMMERCIALE
ILUMINAÇÃO COMERCIAL
ОСВЕЩЕНИЕ ДЛЯ ТОРГОВЫХ ПОМЕЩЕНИЙ
OŚWIETLENIE HANDLOWE



ALABASTRO COMO DIFUSOR
ALABASTER DIFFUSOR
ALBÂTRE EN TANT QUE DIFFUSEUR
ALABASTER ALS DIFFUSOR
ALABASTRO COME DIFFUSORE
ALABASTRO COMO DIFUSOR
АЛЕБАСТР В КАЧЕСТВЕ РАССЕИВАТЕЛЯ
ALABASTER JAKO DYFUZOR



LUMINARIAS PARA CANAL DIY
LUMINAIRES FOR THE DIY CHANNEL
LUMINAIRES POUR LE CANAL DIY
LEUCHTEN FÜR BAUMÄRKTE
LUCI PER CANALE DIY
LUMINÁRIAS PARA CANAL DIY
СВЕТИЛЬНИКИ ДЛЯ КАНАЛА DIY
OPRAWY OŚWIETLENIOWE DLA KANAŁU DIY



CATÁLOGO EE.UU.
USA CATALOGUE
CATALOGUE ÉTATS-UNIS
USA-KATALOG
CATALOGO USA
CATÁLOGO E.U.A.
КАТАЛОГ ДЛЯ США
KATALOG DLA USA

CONTACT

LEDS-C4, S.A.

Afuera s/n
25750 Torà (Lleida)
SPAIN
www.leds-c4.com

ESPAÑA

Tel.: 973 468 101
Fax.: 973 468 129
e-mail: spain@leds-c4.com

UK

Tel.: + 34 973 468 139
Fax.: + 34 973 468 106
e-mail: uk@leds-c4.com

FRANCE

Tel.: + 34 973 468 130
Fax.: + 34 973 468 129
e-mail: france@leds-c4.com

PORTUGAL

Tel.: + 34 973 468 130
Fax.: + 34 973 468 129
e-mail: portugal@leds-c4.com

EUROPE

Tel.: + 34 973 468 102
Fax.: + 34 973 468 106
e-mail: europa@leds-c4.com

AMÉRICA LATINA

Tel.: + 34 973 468 115
Fax.: + 34 973 468 106
e-mail: latinamerica@leds-c4.com

USA - CANADA

Tel. USA: + 1-888-3710243
Tel. Canada: + 1-866-5636666
Fax: + 34 973 468 106
e-mail: usa@leds-c4.com

ASIA - PACIFIC & AFRICA

Tel.: + 34 973 468 116
Fax.: + 34 973 468 106
e-mail: asiapacific@leds-c4.com
africa@leds-c4.com

MIDDLE EAST COUNTRIES

Tel.: + 34 973 468 108
Fax.: + 34 973 468 106
e-mail: middleeast@leds-c4.com

